



Customer T&T, Turnov s.r.o.  
Street Přepeřská 1302  
ZIP code / City Turnov 511 01  
E-mail rthemann@tandt.cz  
Fax <http://tandt.cz/cs/domu/>

End customer ---  
Street ---  
ZIP code / City ---  
Phone ---  
E-mail ---  
Fax ---

Commission T&T 100 ISX Two section drive panel  
Project description ISX - Two section drive panel  
Job number T&T100  
Responsible for project Themann Rolf  
Created on 2020  
Number of pages 166

Input lead Ölflex Classic 100 5G16  
Power supply 400 V AC (3xL + N + PE) 50 Hz TN-S  
Control voltage 24 V DC  
Degree of protection IP20 / IP54  
Enclosures RITTAL VX 8806.000

Structure identifier overview

F24\_002

Full designation	Labeling	Structure description
&EAA	Document type	Title page
&EBH	Document type	Structure description
&EAB	Document type	Table of contents
&EEC	Document type	Specification
&EFS	Document type	Electrical drawings
&ETC	Document type	Mechanical drawings
&EPC	Document type	Summarized parts list
&EPD	Document type	Part list
=S1	Higher-level function	Section 1
=S2	Higher-level function	Section 2
+BK	Mounting location:	BLANK SIDE
+BKPB	Mounting location:	BANK SIDE CONTROL PANELS
+BLH	Mounting location:	BLOW HEAD
+BWPB	Mounting location:	BLOW SIDE CONTROL PANELS
+MOB	Mounting location:	MOC BLANK SIDE
+MOF	Mounting location:	MOC BLOW SIDE
+PUS	Mounting location:	PUSHER
+RD1	Mounting location:	CONTOL PANEL SECTION
+S1	Mounting location:	SECTION 1
+S2	Mounting location:	SECTION 2
+TAK	Mounting location:	TAKEOUT
+UB	Mounting location:	UPPER BEAM
+VBS	Mounting location:	VALVE BLOCK - SECTION
+FM	Mounting location:	
+DNA	Mounting location:	
+INVF	Mounting location:	
+INVR	Mounting location:	
+BLR	Mounting location:	

0

1

2

3

4

5

6

7

8

9

Structure identifier overview

F24\_002

Full designation	Labeling	Structure description
+BAR	Mounting location:	
+BAT	Mounting location:	
+MBL	Mounting location:	
+PLGH	Mounting location:	
+PLG	Mounting location:	
+MBK	Mounting location:	
+VDP	Mounting location:	
+RD2	Mounting location:	

1

&EAB/1


			Date	21.12.2022	T&T 100 ISX Two section drive panel		Structure identifier overview			& EBH	=	
			Ed	Budai Jan						+		
			Appr									
Modification	Date	Name			Replacement of	Replaced by			T&T100	Page	1.a	
											Page	3 / 166



Table of contents

F06\_002-verB

Higher-level function	Mounting location:	Page	Page description	supplementary page field	Date
S1	RD1	30	S1 Profinet Topology		21.12.2022
	RD1	31	S1 Profinet Topology		21.12.2022
	RD1	40	S1 DRIVE-CLiQ Topology		21.12.2022
	RD1	41	S1 DRIVE-CLiQ Topology		21.12.2022
	RD1	42	S1 DRIVE-CLiQ Topology		21.12.2022
	RD1	50	S1 Motor S1_Bottom mech. Height adjustment		21.12.2022
	RD1	51	S1 Motor S1_Invert_left		21.12.2022
	RD1	52	S1 Motor S1_Invert_right		21.12.2022
	RD1	53	S1 Motory S1_BlowHeadsStroke S1_BaffleHeadsStroke		21.12.2022
	RD1	54	S1 Power module AIM, ALM		21.12.2022
	RD1	55	S1 Motory S1_TakeOut1_front S1_TakeOut1_rear		21.12.2022
	RD1	56	S1 Motory S1_BlowHeadRotation S1_BaffleHeadRotation		21.12.2022
	RD1	57	S1 Motory S1_Push1 S1_Push2		21.12.2022
	RD1	58	S1 Motory S1_MocBlow2 S1_MocBlow1		21.12.2022
	RD1	59	S1 Motory S1_MocBlank2 S1_MocBlank1		21.12.2022
	RD1	60	S1 Motory S1_Plunger2 S1_Plunger1		21.12.2022
	RD1	61	S1 Motory S1_Plunger3 S1_Plunger4		21.12.2022
	RD1	62	S1 Motory S1_Plunger Height S1_Plunger5		21.12.2022
	RD1	63	S1 Ventilator for Dead Plate and Conveyor		21.12.2022
	RD1	100	S1 DRIVE-CLiQ DME20		21.12.2022
	RD1	101	S1 DRIVE-CLiQ DME20		21.12.2022
	RD1	102	S1 DRIVE-CLiQ DME20		21.12.2022
	RD1	103	S1 DRIVE-CLiQ DME20		21.12.2022
	RD1	104	S1 DRIVE-CLiQ DME20		21.12.2022
	RD1	120	S1 ET200SP Overview		21.12.2022
	RD1	121	S1 Valve block Upper beam		21.12.2022
	RD1	123	S1 Valve block Section		21.12.2022
	RD1	124	S1 Valve block Section		21.12.2022

Table of contents

F06\_002-verB

Higher-level function	Mounting location:	Page	Page description	supplementary page field	Date
S1	RD1	125	S1 Valve block Section		21.12.2022
	RD1	126	S1 Valve block Section		21.12.2022
	RD1	130	S1 Valve block Blank side manifold plunger cooling		21.12.2022
	RD1	131	S1 Control buttons panels Profinet Switch		21.12.2022
	RD1	132	S1 Blank Mould Side Control buttons		21.12.2022
	RD1	133	S1 Blank Mould Side Control buttons		21.12.2022
	RD1	134	S1 Blank Mould Side Control buttons - emergency stop		21.12.2022
	RD1	135	S1 Blank Mould Side Control buttons - Panel layout		21.12.2022
	RD1	136	S1 Blow Mould Side Control buttons		21.12.2022
	RD1	137	S1 Blow Mould Side Control buttons		21.12.2022
	RD1	138	S1 Blow Mould Side Control buttons - emergency stop		21.12.2022
	RD1	139	S1 Blow Mould Side Control buttons - Panel layout		21.12.2022
	RD1	140	S1 Termokamera		21.12.2022
	RD1	141	S1 Flow meters		21.12.2022
	RD1	142	S1 Flow meters		21.12.2022
S2	RD1	1	+RD1 Control panel		21.12.2022
	RD1	2	+RD1 Control panel		21.12.2022
	RD1	3	+RD1 Mounting plate layout		21.12.2022
	RD1	4	+RD1 Connector plates		21.12.2022
	RD1	9	Mains Incoming		21.12.2022
	RD1	10	Light Service socket Cooling unit		21.12.2022
	RD1	11	S2 Power supply 24V/40A		21.12.2022
	RD1	12	S2 Fuses 24V		21.12.2022
	RD1	13	S2 Fuses 24V		21.12.2022
	RD1	14	Distribution 24V		21.12.2022
	RD1	15	S2 SIMOTION overview		21.12.2022
	RD1	16	S2 Control unit S7-1500		21.12.2022
	RD1	17	S2 Control unit CU320-2		21.12.2022

Table of contents

F06\_002-verB

Higher-level function	Mounting location:	Page	Page description	supplementary page field	Date
S2	RD1	18	S2 Control unit CU320-2		21.12.2022
	RD1	19	S2 Control unit CU320-2		21.12.2022
	RD1	20	S2 Control unit CU320-2		21.12.2022
	RD1	21	S2 Control unit CU320-2		21.12.2022
	RD1	30	S2 Profinet Topology		21.12.2022
	RD1	31	S2 Profinet Topology		21.12.2022
	RD1	40	S2 DRIVE-CLiQ Topology		21.12.2022
	RD1	41	S2 DRIVE-CLiQ Topology		21.12.2022
	RD1	42	S2 DRIVE-CLiQ Topology		21.12.2022
	RD1	50	S2 Motor S2_Bottom mech. Height adjustment		21.12.2022
	RD1	51	S2 Motor S2_Invert_left		21.12.2022
	RD1	52	S2 Motor S2_Invert_right		21.12.2022
	RD1	53	S2 Motory S2_BlowHeadsStroke S2_BaffleHeadsStroke		21.12.2022
	RD1	54	S2 Power module AIM, ALM		21.12.2022
	RD1	55	S2 Motory S2_TakeOut1_front S2_TakeOut1_rear		21.12.2022
	RD1	56	S2 Motory S2_BlowHeadRotation S2_BaffleHeadRotation		21.12.2022
	RD1	57	S2 Motory S2_Push1 S2_Push2		21.12.2022
	RD1	58	S2 Motory S2_MocBlow2 S2_MocBlow1		21.12.2022
	RD1	59	S2 Motory S2_MocBlank2 S2_MocBlank1		21.12.2022
	RD1	60	S2 Motory S2_Plunger2 S2_Plunger1		21.12.2022
	RD1	61	S2 Motory S2_Plunger3 S2_Plunger4		21.12.2022
	RD1	62	S2 Motory S2_Plunger Height S2_Plunger5		21.12.2022
	RD1	63	S2 Ventilator for Dead Plate and Conveyor		21.12.2022
	RD1	100	S2 DRIVE-CliQ DME20		21.12.2022
	RD1	101	S2 DRIVE-CliQ DME20		21.12.2022
	RD1	102	S2 DRIVE-CliQ DME20		21.12.2022
	RD1	103	S2 DRIVE-CliQ DME20		21.12.2022
	RD1	104	S2 DRIVE-CliQ DME20		21.12.2022

1.b

			Date	21.12.2022	T&T 100 ISX Two section drive panel	
			Ed	Budai Jan		
			Appr			
					ISX - Two section drive panel	
Modification	Date	Name			Replacement of	Replaced by



Table of contents : &EFS=S2+RD1/18 - &EFS=S2+RD1/104

& EAB		=	
		+	
	T&T100	Page	1.C
		Page	7 / 166

1.d

Table of contents

F06\_002-verB

Higher-level function	Mounting location:	Page	Page description	supplementary page field	Date
S2	RD1	120	S2 ET200SP Overview		21.12.2022
	RD1	121	S2 Valve block Upper beam		21.12.2022
	RD1	123	S2 Valve block Section		21.12.2022
	RD1	124	S2 Valve block Section		21.12.2022
	RD1	125	S2 Valve block Section		21.12.2022
	RD1	126	S2 Valve block Section		21.12.2022
	RD1	130	S2 Valve block Blank side manifold plunger cooling		21.12.2022
	RD1	131	S2 Control buttons panels Profinet Switch		21.12.2022
	RD1	132	S2 Blank Mould Side Control buttons		21.12.2022
	RD1	133	S2 Blank Mould Side Control buttons		21.12.2022
	RD1	134	S2 Blank Mould Side Control buttons - emergency stop		21.12.2022
	RD1	135	S2 Blank Mould Side Control buttons - Panel layout		21.12.2022
	RD1	136	S2 Blow Mould Side Control buttons		21.12.2022
	RD1	137	S2 Blow Mould Side Control buttons		21.12.2022
	RD1	138	S2 Blow Mould Side Control buttons - emergency stop		21.12.2022
	RD1	139	S2 Blow Mould Side Control buttons - Panel layout		21.12.2022
	RD1	140	S2 Termokamera		21.12.2022
	RD1	141	S2 Flow meters		21.12.2022
	RD1	142	S2 Flow meters		21.12.2022
S1		1	Labels		21.12.2022
		2	Rating plate		21.12.2022
		1	Summarized parts list : BIM.BMEM-02 - LAPP.1119003		21.12.2022
		1.a	Summarized parts list : LAPP.4520005 - RIT.2500490		21.12.2022
		1.b	Summarized parts list : RIT.3361500 - SIE.6FX5002-2DC10-1FA0		21.12.2022
		1.c	Summarized parts list : SIE.6FX5002-2DC48-1AD0 - SIE.1FK7022-5AK71-1VG3		21.12.2022
		1.d	Summarized parts list : SIE.6ES7155-6AA01-0BN0 - SIE.3LD2504-0TK51		21.12.2022
		1.e	Summarized parts list : SIE.3LD9250-0BA - WEI.2490530000		21.12.2022
		1.f	Summarized parts list : WEI.2494090000 - WEI.2051720000		21.12.2022

1.c

1.e



Table of contents

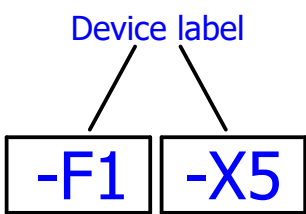
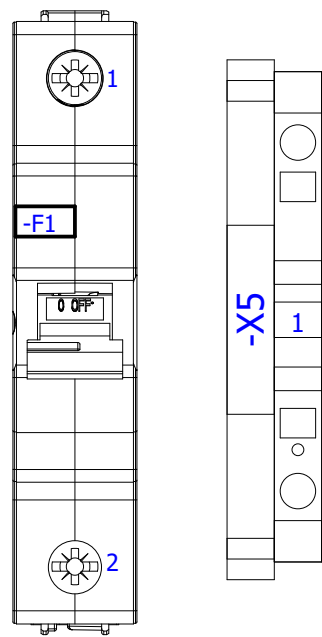
F06\_002-verB

Higher-level function	Mounting location:	Page	Page description	supplementary page field	Date
		1	Parts list : RIT.8005000 - MURR.7000-12921-0000000		21.12.2022
		1.a	Parts list : MURR.7000-12721-0000000 - SIE.6FX5008-1BA11		21.12.2022
		1.b	Parts list : SIE.6FX5002-2DC20-1AD0 - LAPP.1119010		21.12.2022
		1.c	Parts list : MURR.7000-12921-0000000 - SIE.3SU1900-0KQ80-0AA0		21.12.2022
		1.d	Parts list : SIE.3SU1401-1MC50-1CA1 - SIE.3SU1052-2BL10-0AA0		21.12.2022
		1.e	Parts list : SIE.3SU1550-0AA10-0AA0 - SIE.3SU1401-1MC20-1CA1		21.12.2022
		1.f	Parts list : SIE.3SU1051-0AB20-0AA0 - SIE.6ES7132-6BH01-0BA0		21.12.2022
		1.g	Parts list : SIE.6ES7193-6BP00-0DA0 - RIT.8617570		21.12.2022
		1.h	Parts list : RIT.8617030 - HAR.09120053104		21.12.2022
		1.i	Parts list : HAR.09120053004 - HAR.09120053104		21.12.2022
		1.j	Parts list : HAR.09120053004 - HAR.09120213001		21.12.2022
		1.k	Parts list : HAR.09200030301 - WEI.1988320000		21.12.2022
		1.l	Parts list : WEI.1988160000 - MURR.7000-12721-0000000		21.12.2022
		1.m	Parts list : LAPP.7038907 - SIE.6GK1901-1BB10-2AE0		21.12.2022
		1.n	Parts list : SIE.6SL3060-4AA10-0AA0 - SIE.6FX5008-1BB11		21.12.2022
		1.o	Parts list : SIE.6FX5002-5CN27-1FA0 - MURR.7000-12921-0000000		21.12.2022
		1.p	Parts list : MURR.7000-12721-0000000 - SIE.3SU1051-0AB20-0AA0		21.12.2022
		1.q	Parts list : SIE.3SU1550-0AA10-0AA0 - SIE.3SU1051-0AB60-0AA0		21.12.2022
		1.r	Parts list : SIE.3SU1550-0AA10-0AA0 - SIE.3SU1400-1MA10-1BA1		21.12.2022
		1.s	Parts list : SIE.3SU1052-2BF10-0AA0 - SIE.6EP1961-2BA31		21.12.2022
		1.t	Parts list : SIE.6EP1961-2BA31 - HAR.09200030301		21.12.2022
		1.u	Parts list : HAR.19200031440 - HAR.19200031440		21.12.2022
		1.v	Parts list : BIM.BMEM-02 - HAR.09120213101		21.12.2022
		1.w	Parts list : HAR.09120213001 - WEI.1985680000		21.12.2022
	1.x	Parts list : WEI.1988320000 - SIE.1FK7063-2AF71-1UH1		21.12.2022	
	1.y	Parts list : SIE.1FK7060-2AC71-1UA1 - SIE.1FK7060-2AC71-1UA1		21.12.2022	

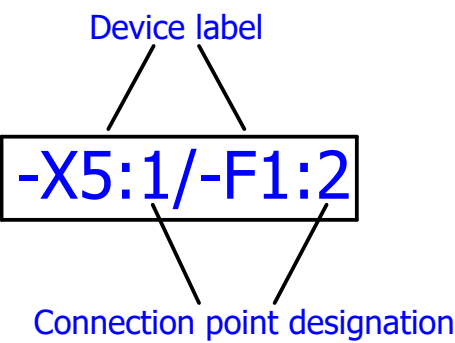
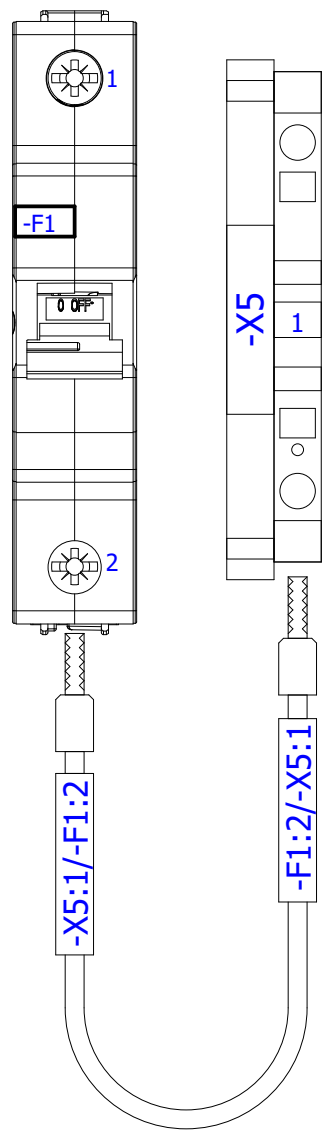
1.d

&EEC/1

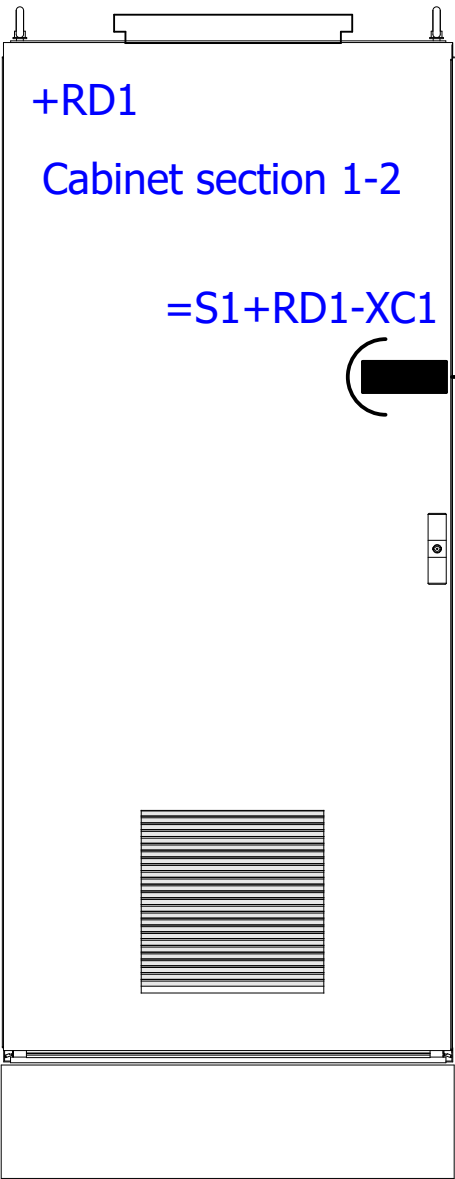
Device identification



Wire identification



Marking of cables



=S1+RD1-XC1

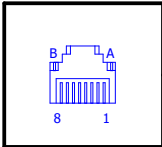
=S1+RD1-XC1/ =S1+INV-M1

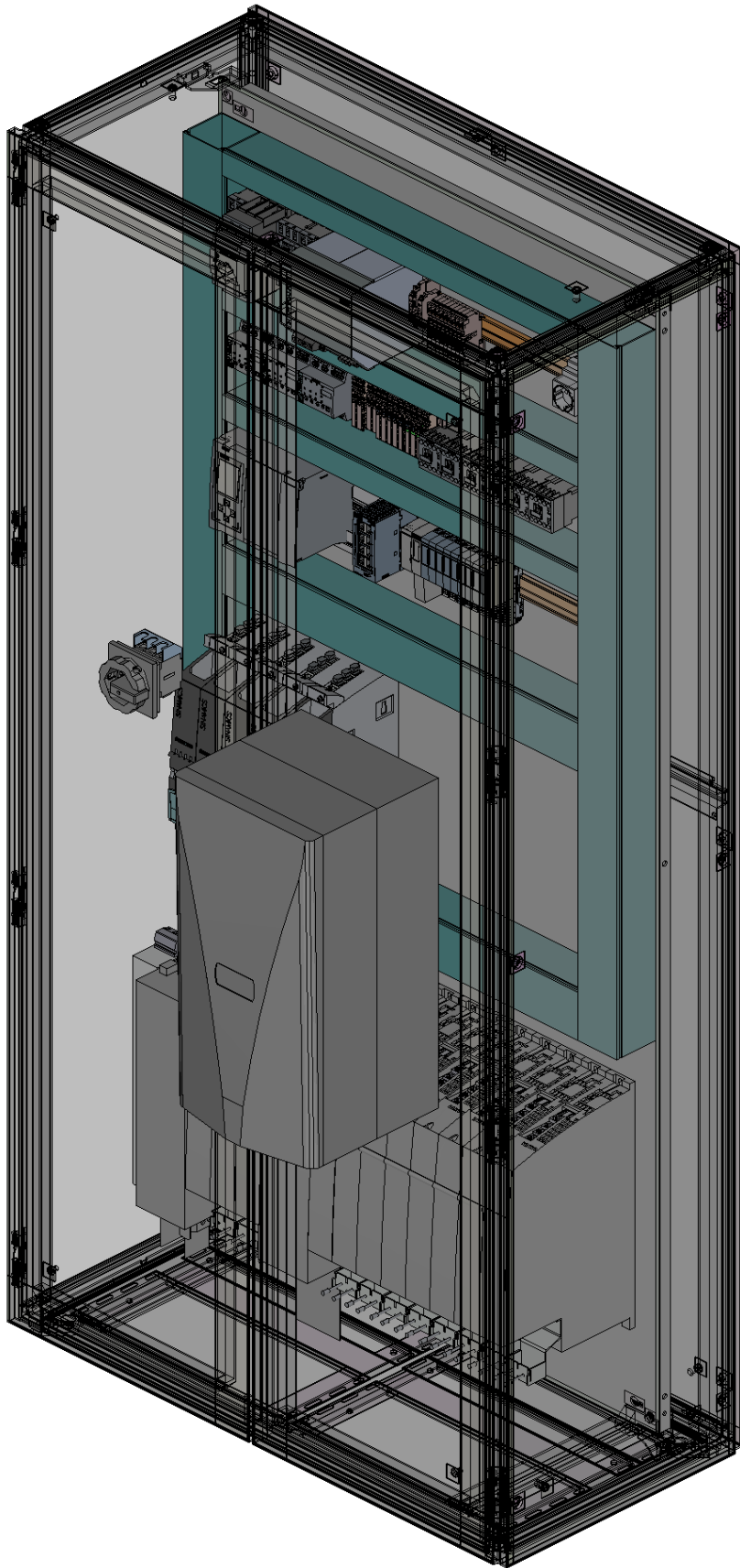
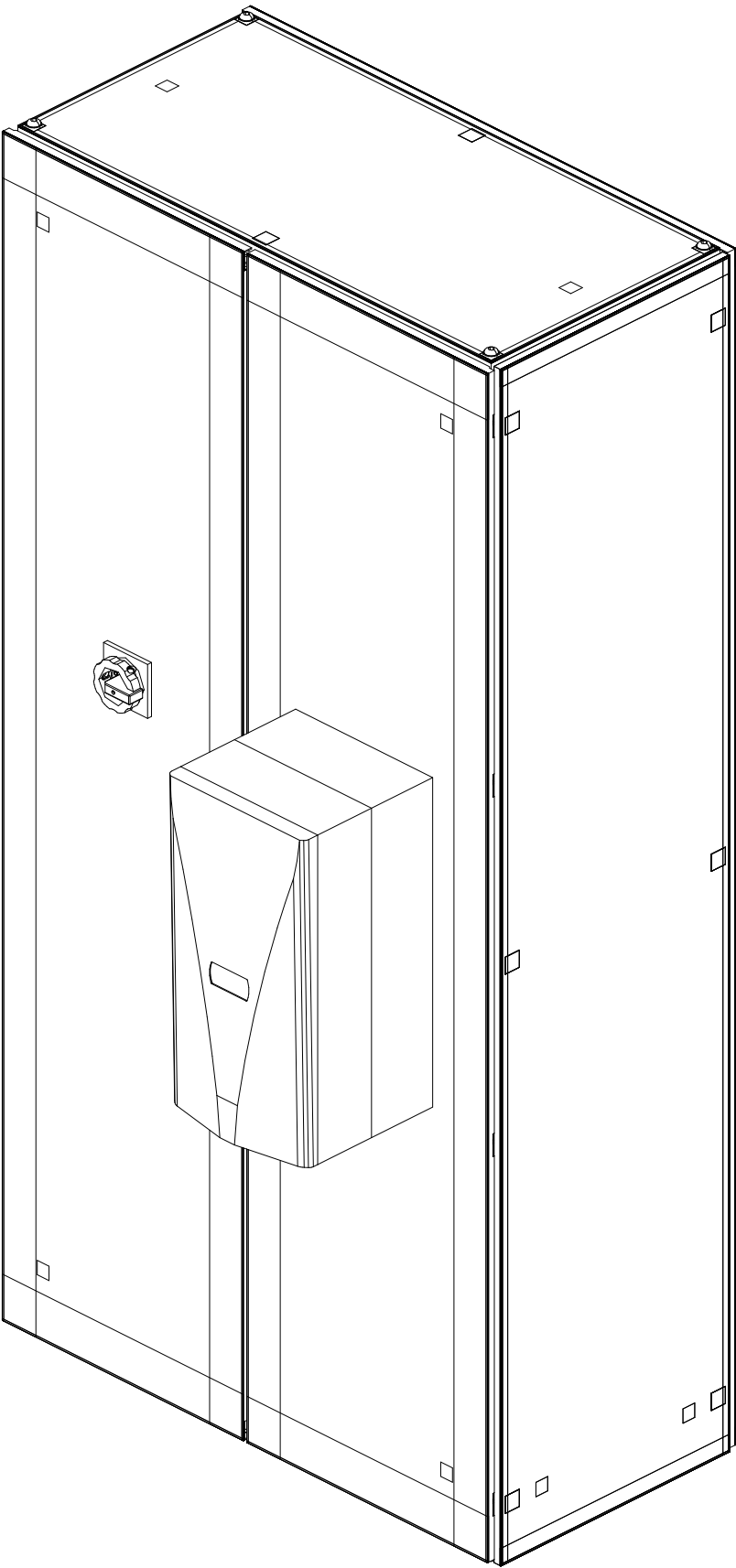
=S1+S1-AD1

-W=S1+INV-M1-X202.1/ =S1+S1-AD1-X501

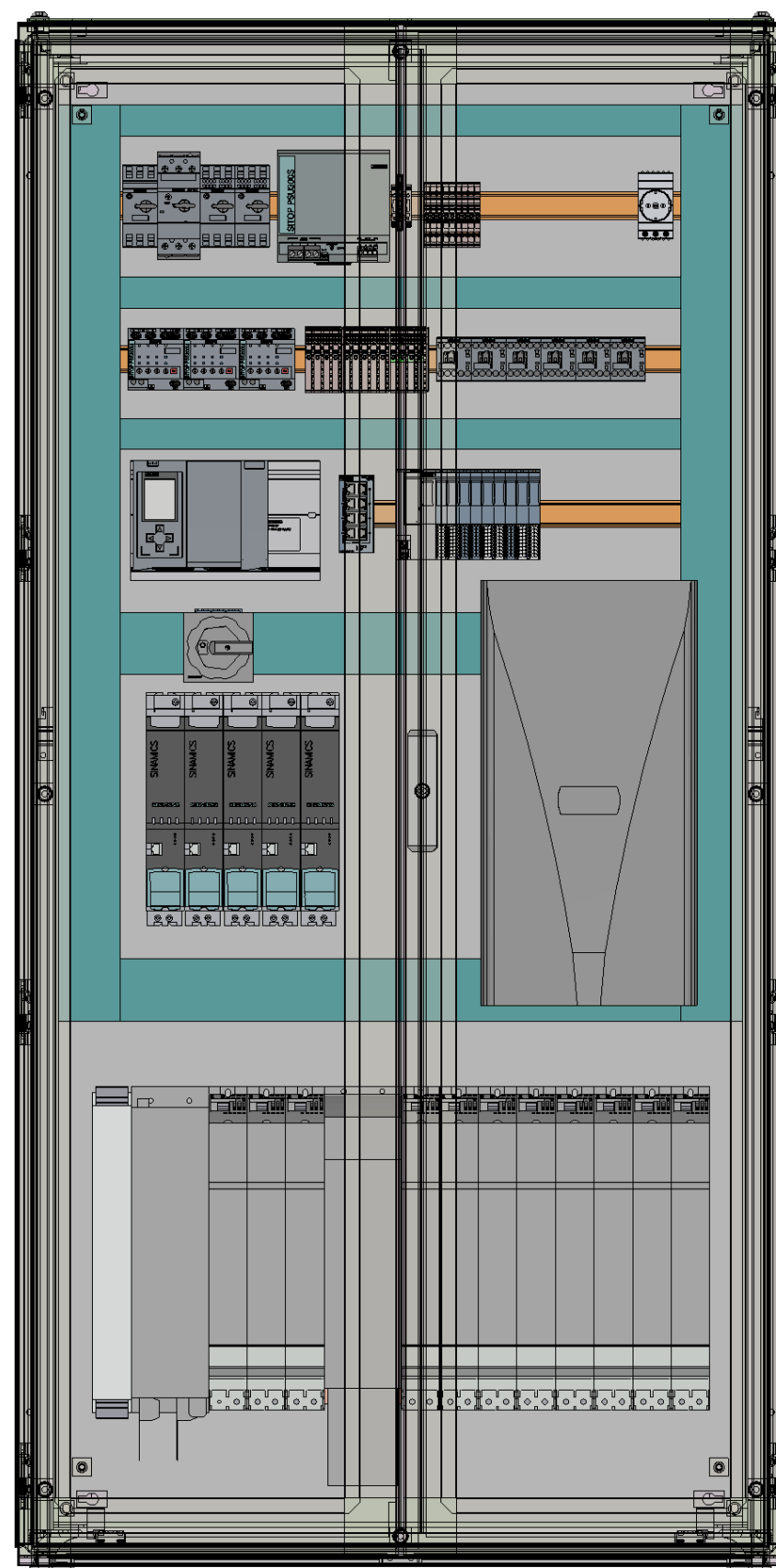
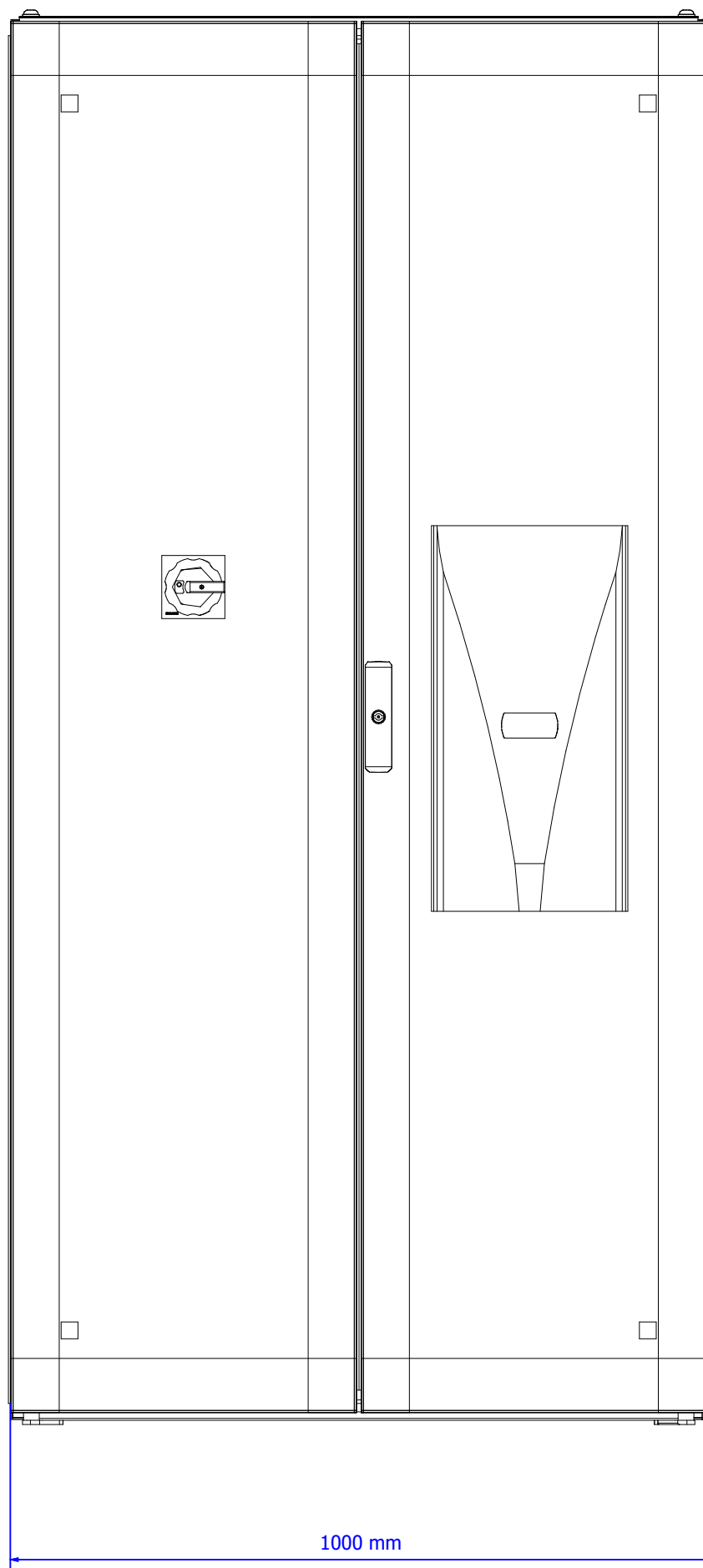
=S1+INV-M1

-X202.1


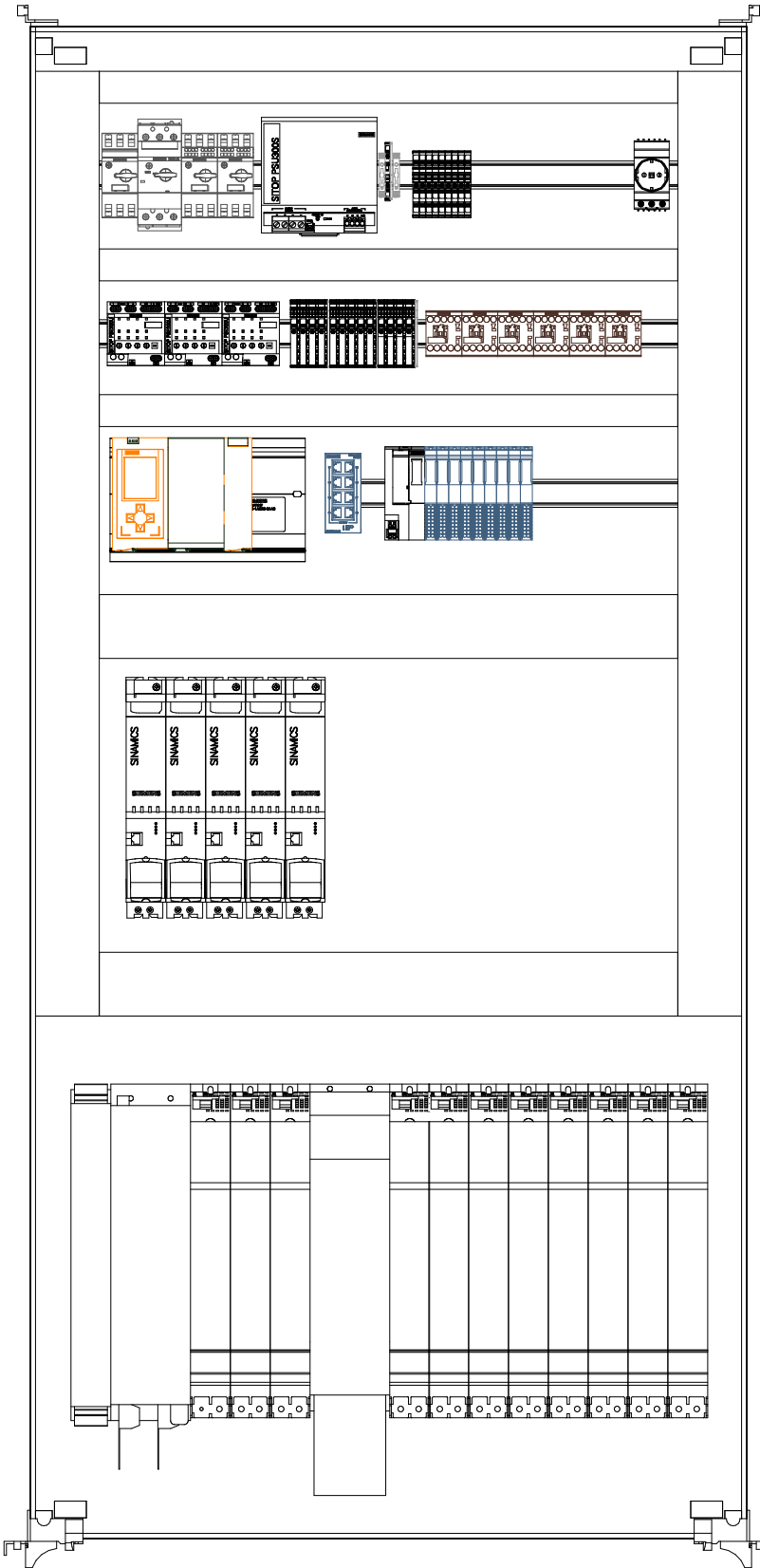


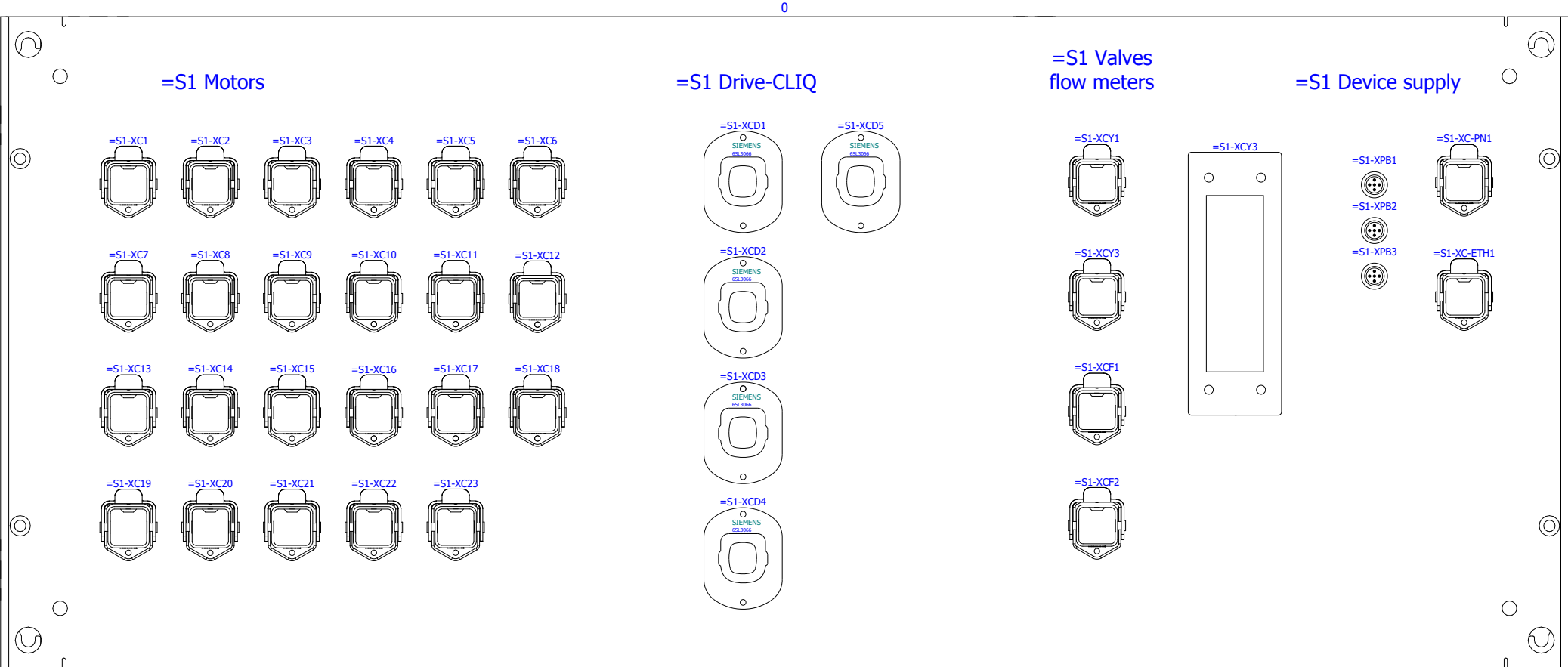


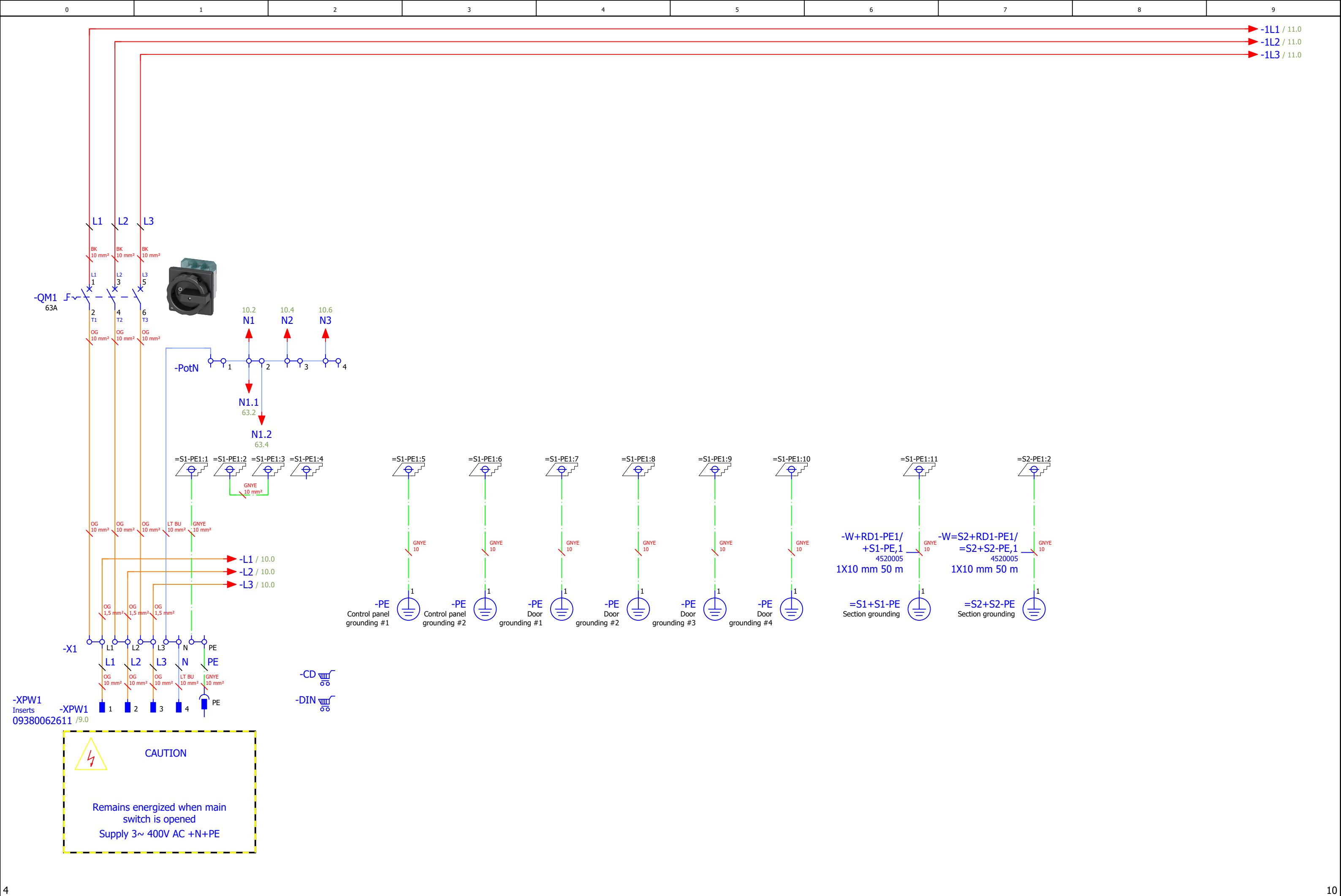
&EEC=+/2



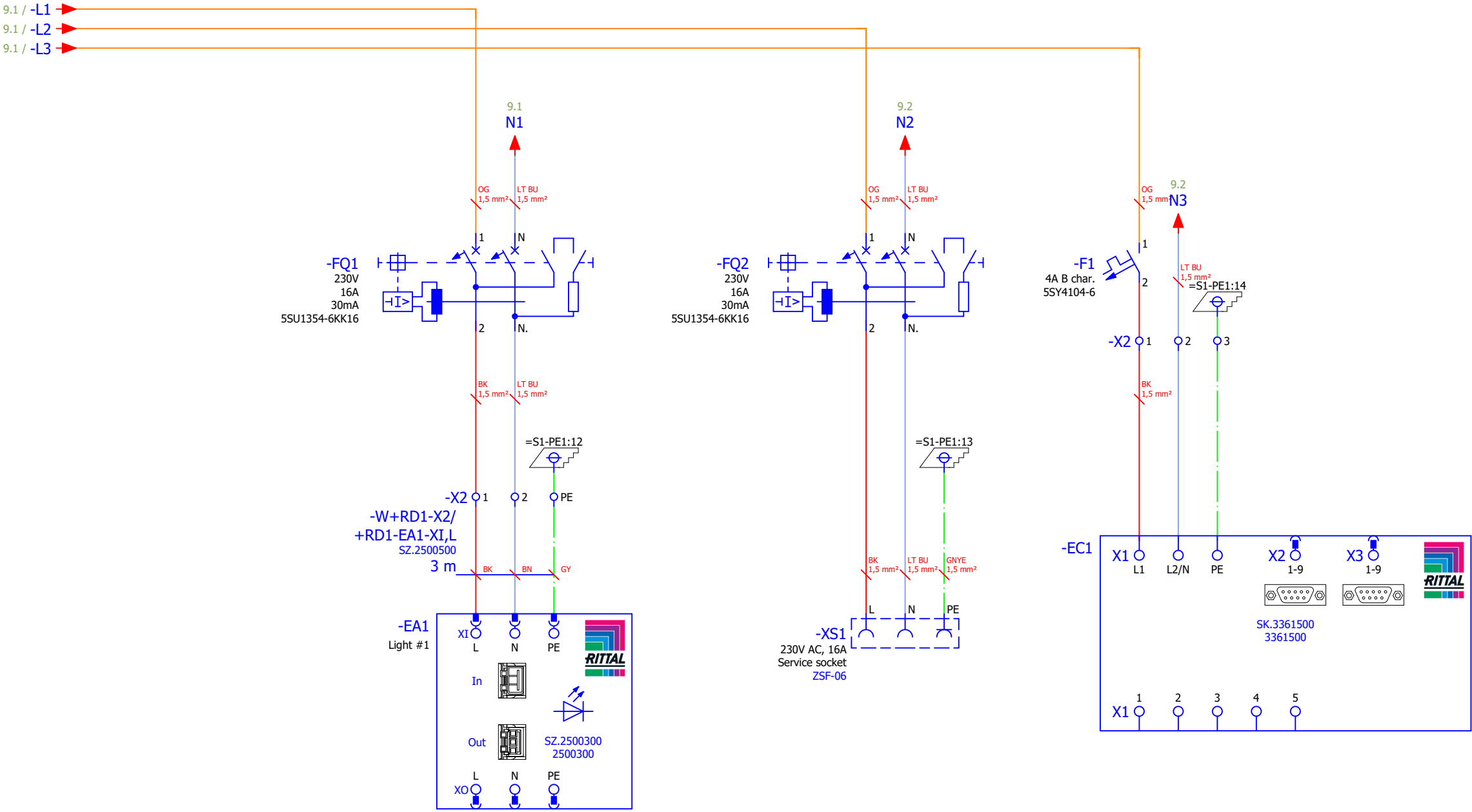
			Date	21.12.2022	T&T 100 ISX Two section drive panel			+RD1 Control panel			& EFS = S1	
			Ed	Budai Jan							+ RD1	
			Appr						ISX - Two section drive panel			
Modification	Date	Name			Replacement of	Replaced by				T&T100	Page 2	
											Page 13 / 166	








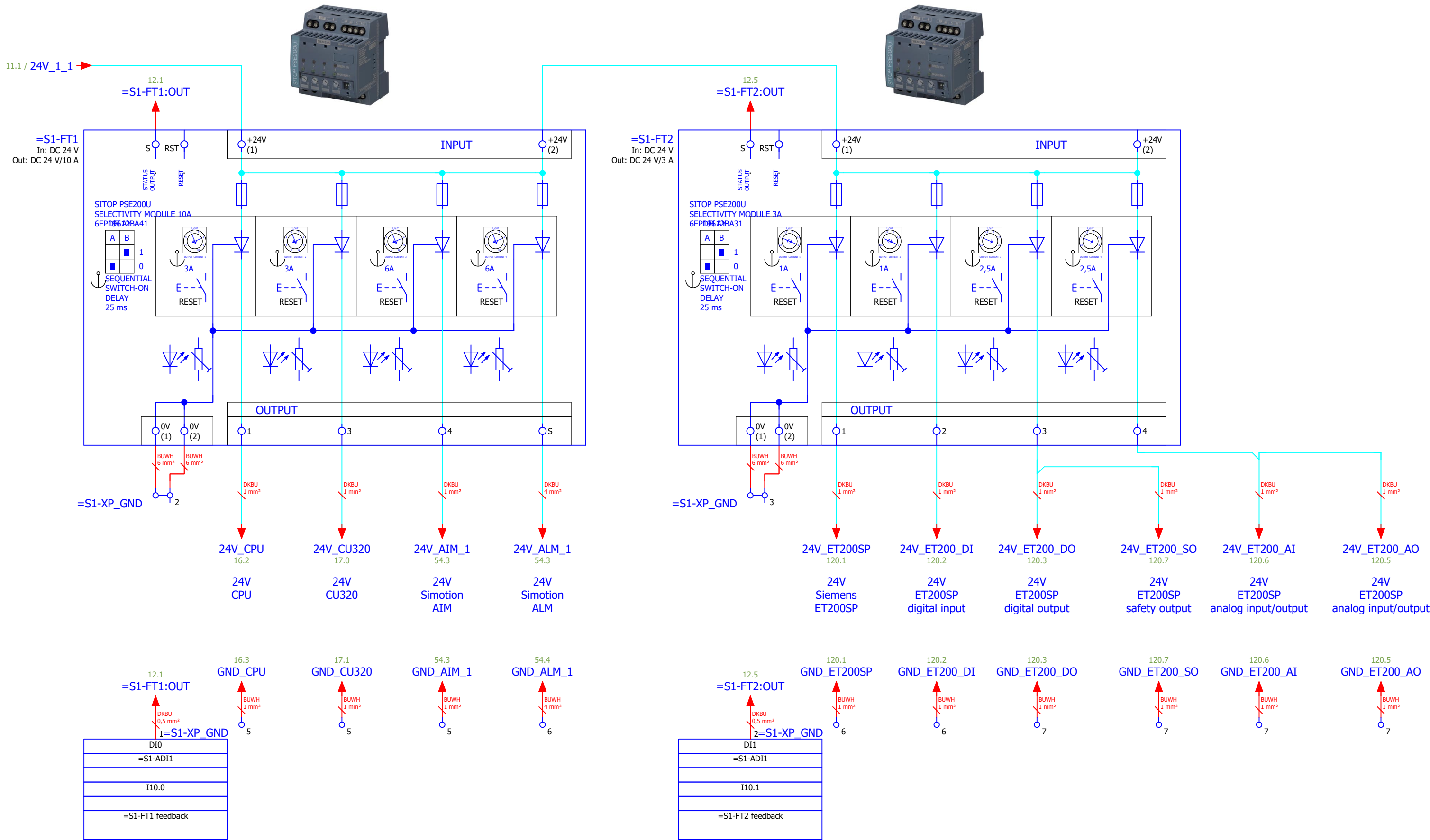


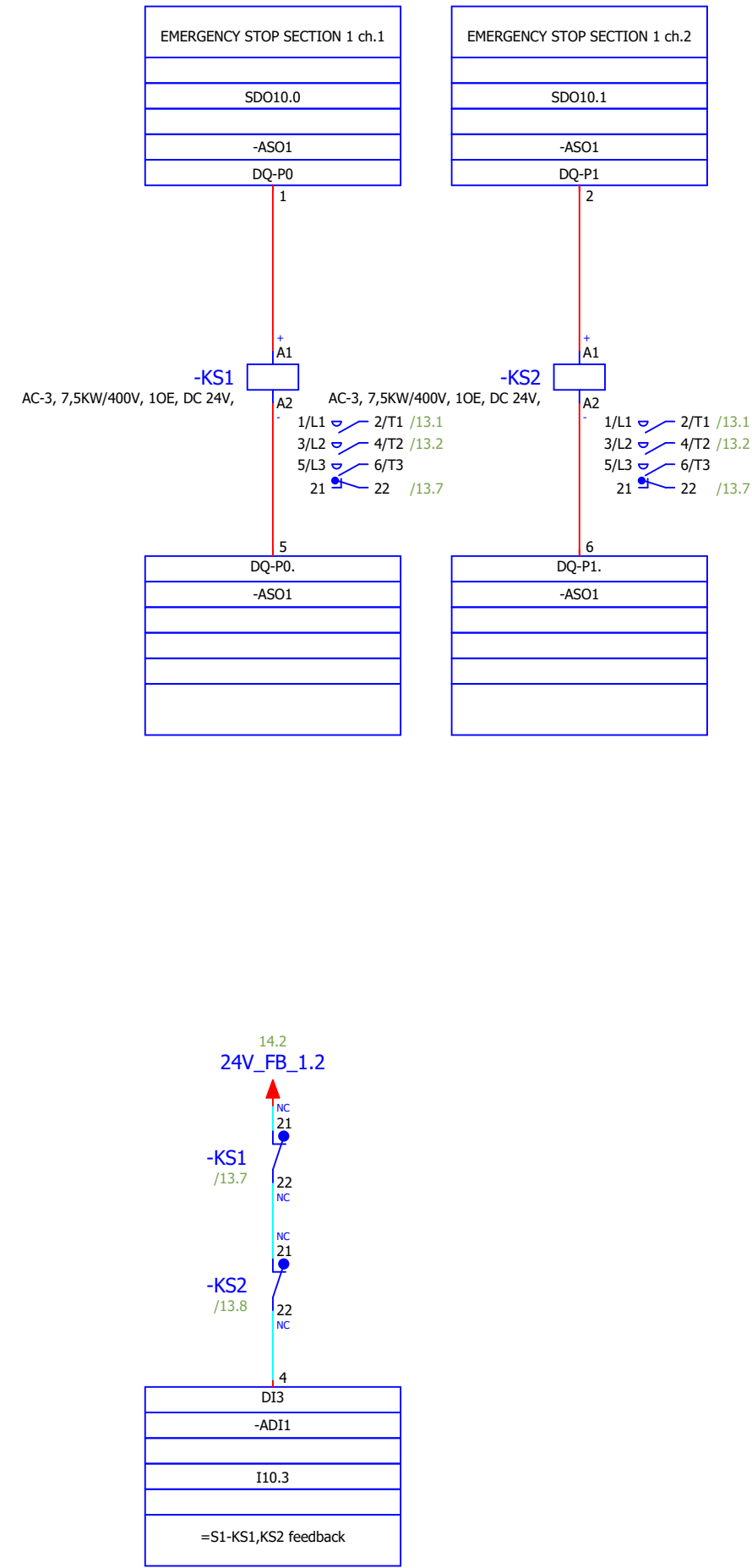
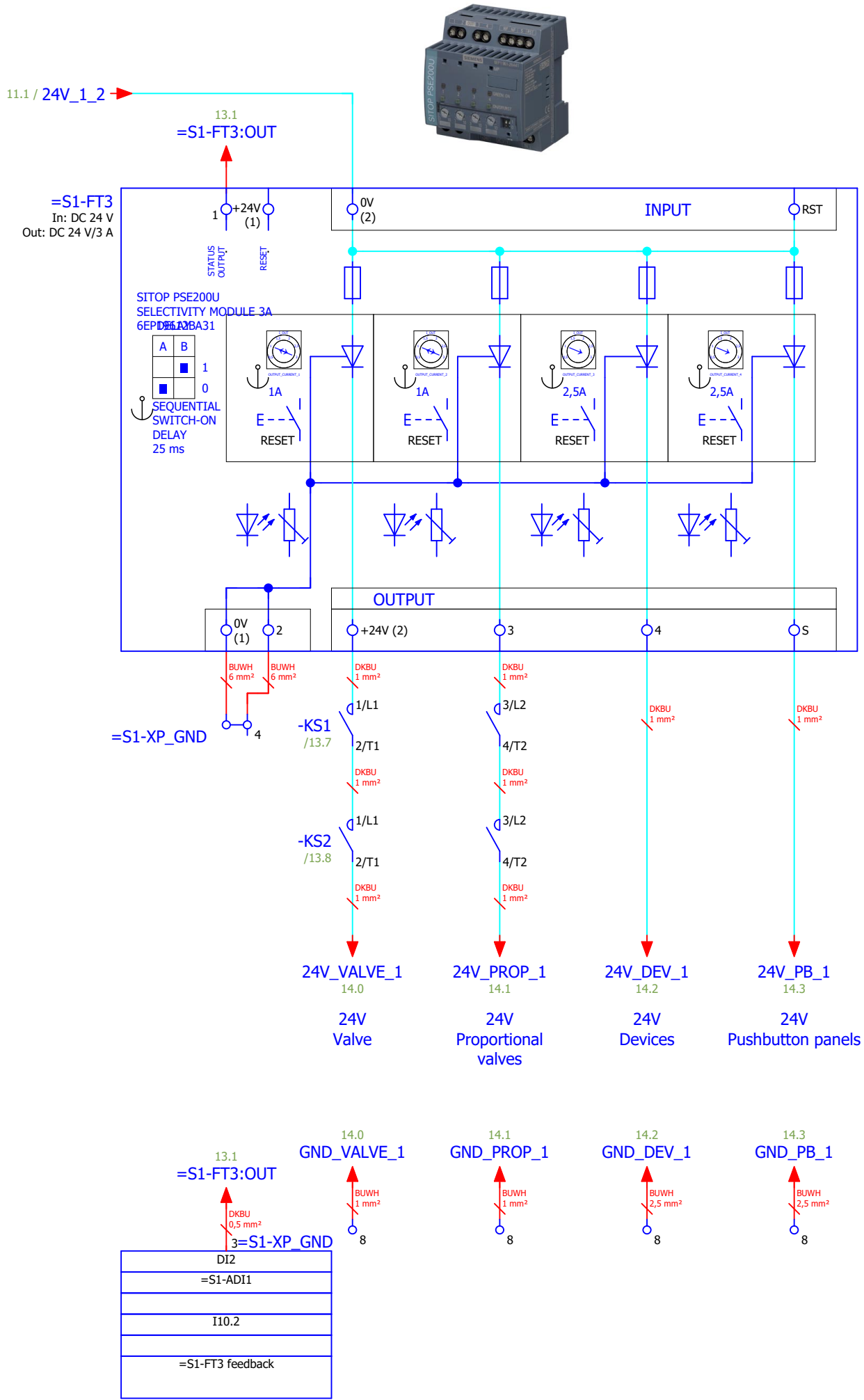


 CAUTION


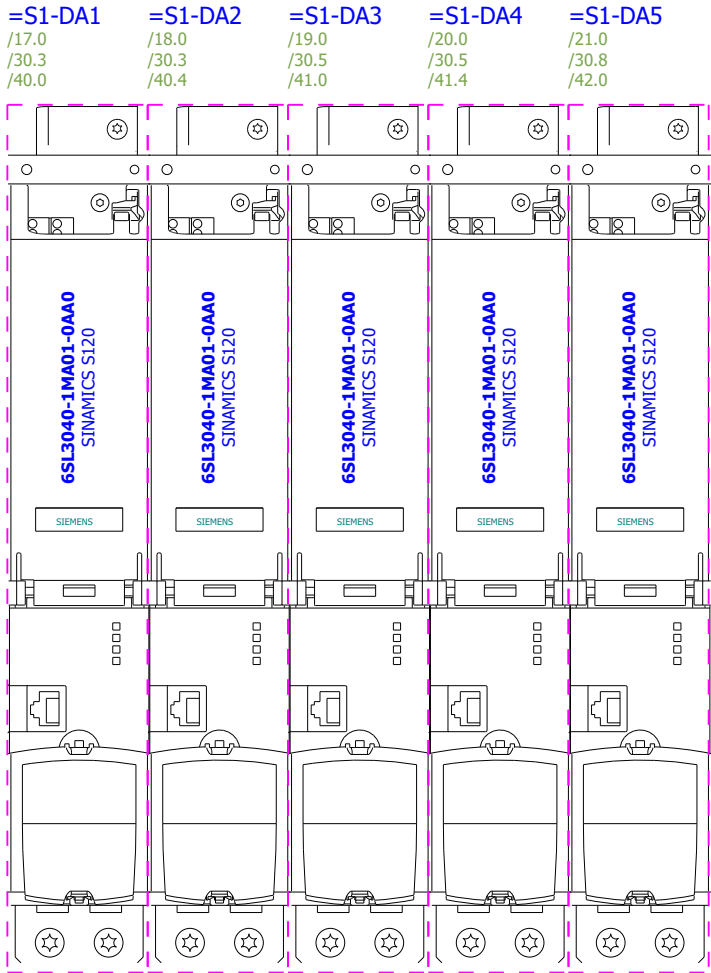
Remains energized when main switch is opened  
Supply 3~ 400V AC +N+PE

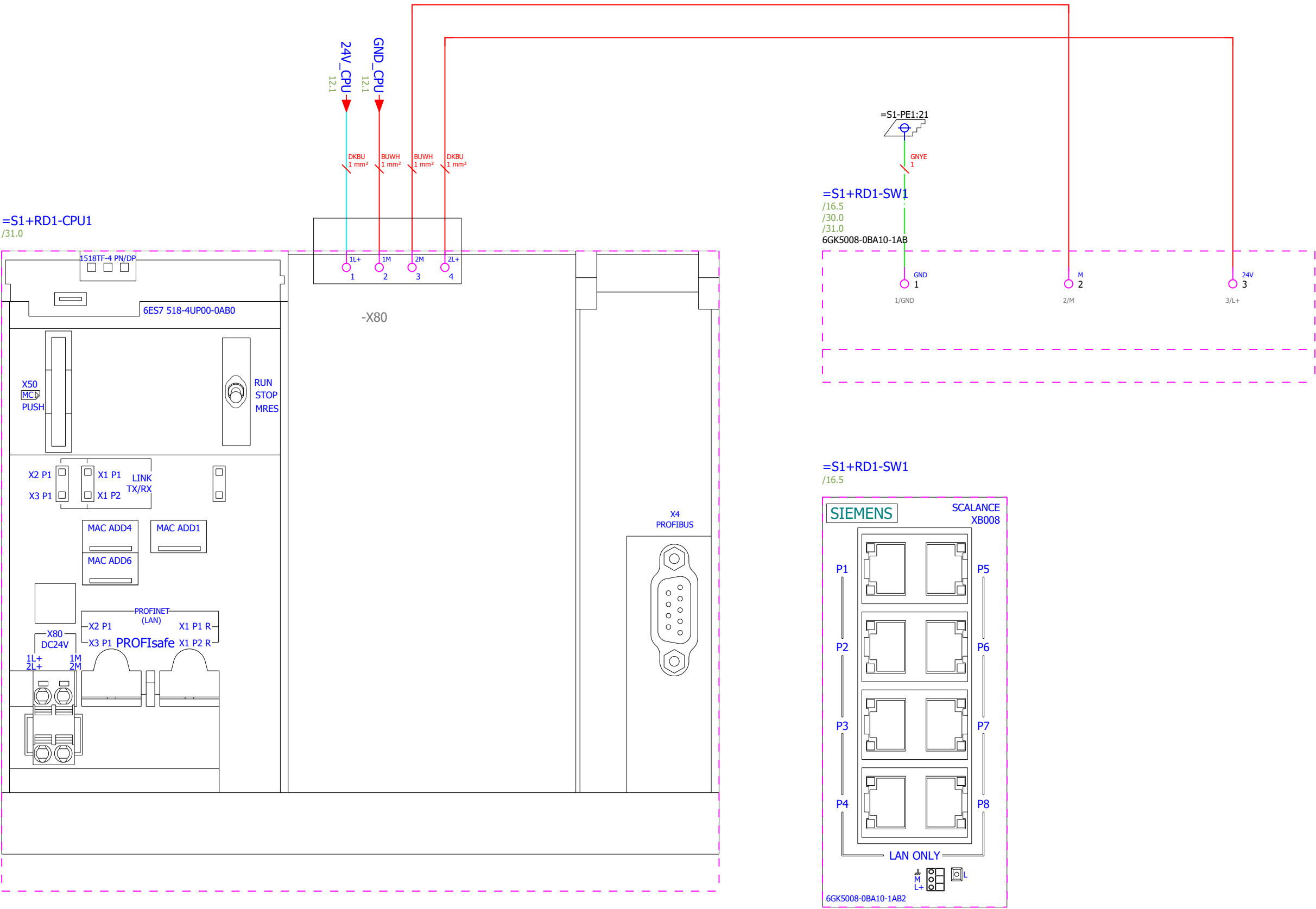


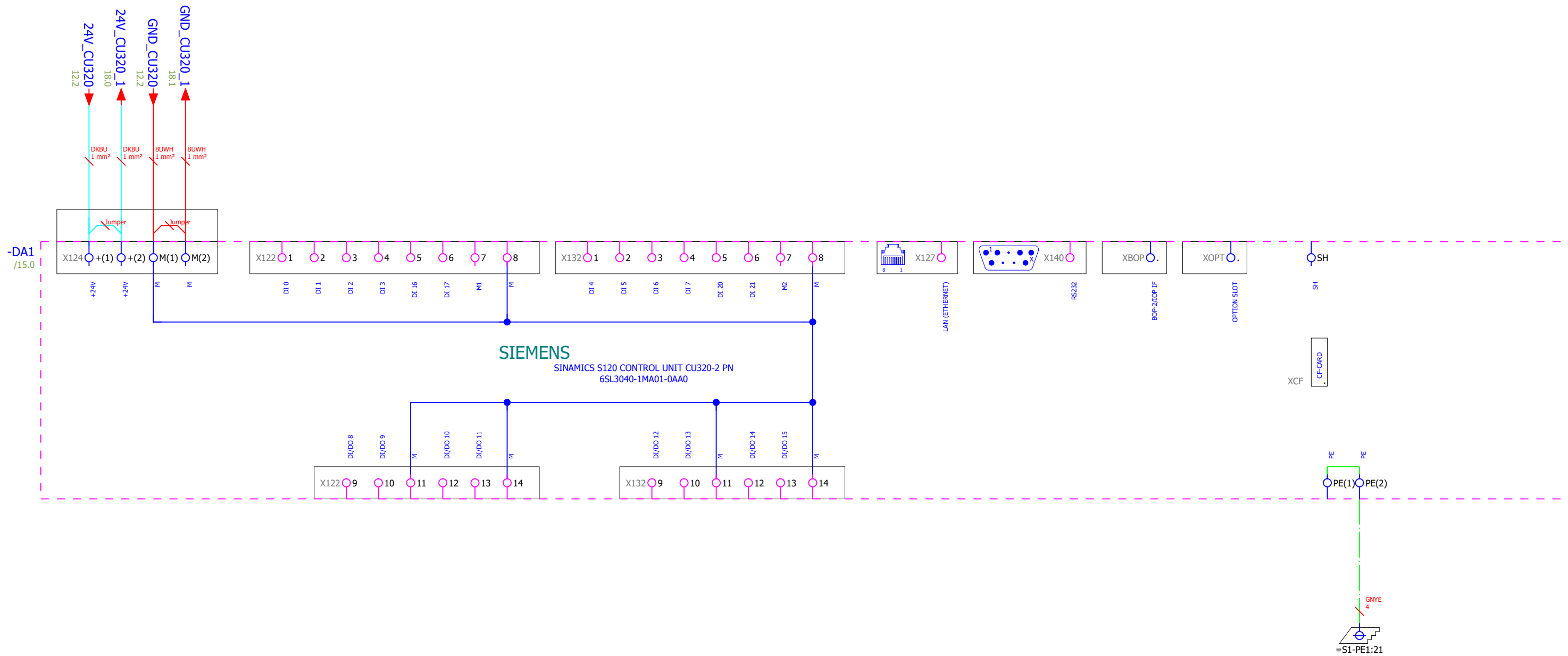




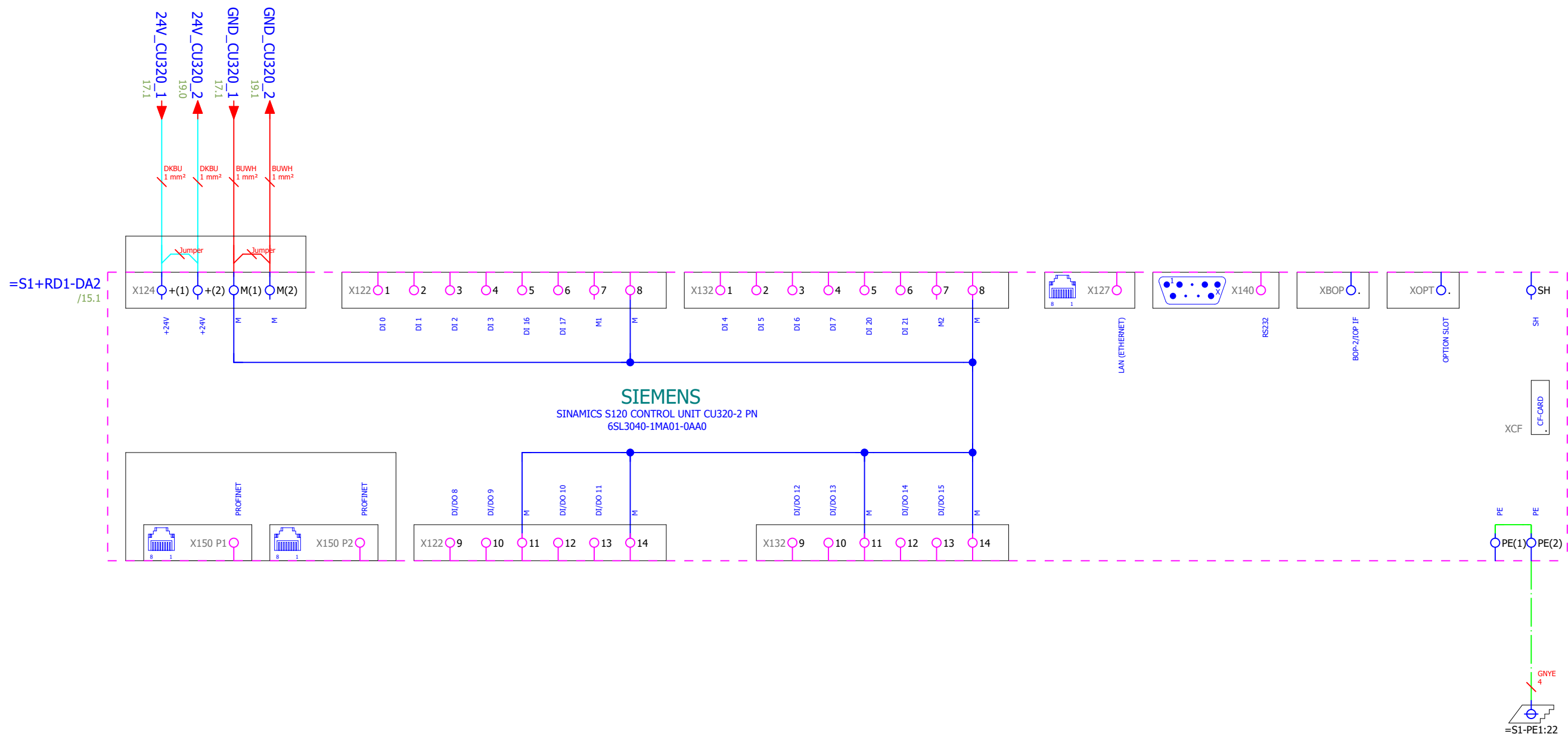




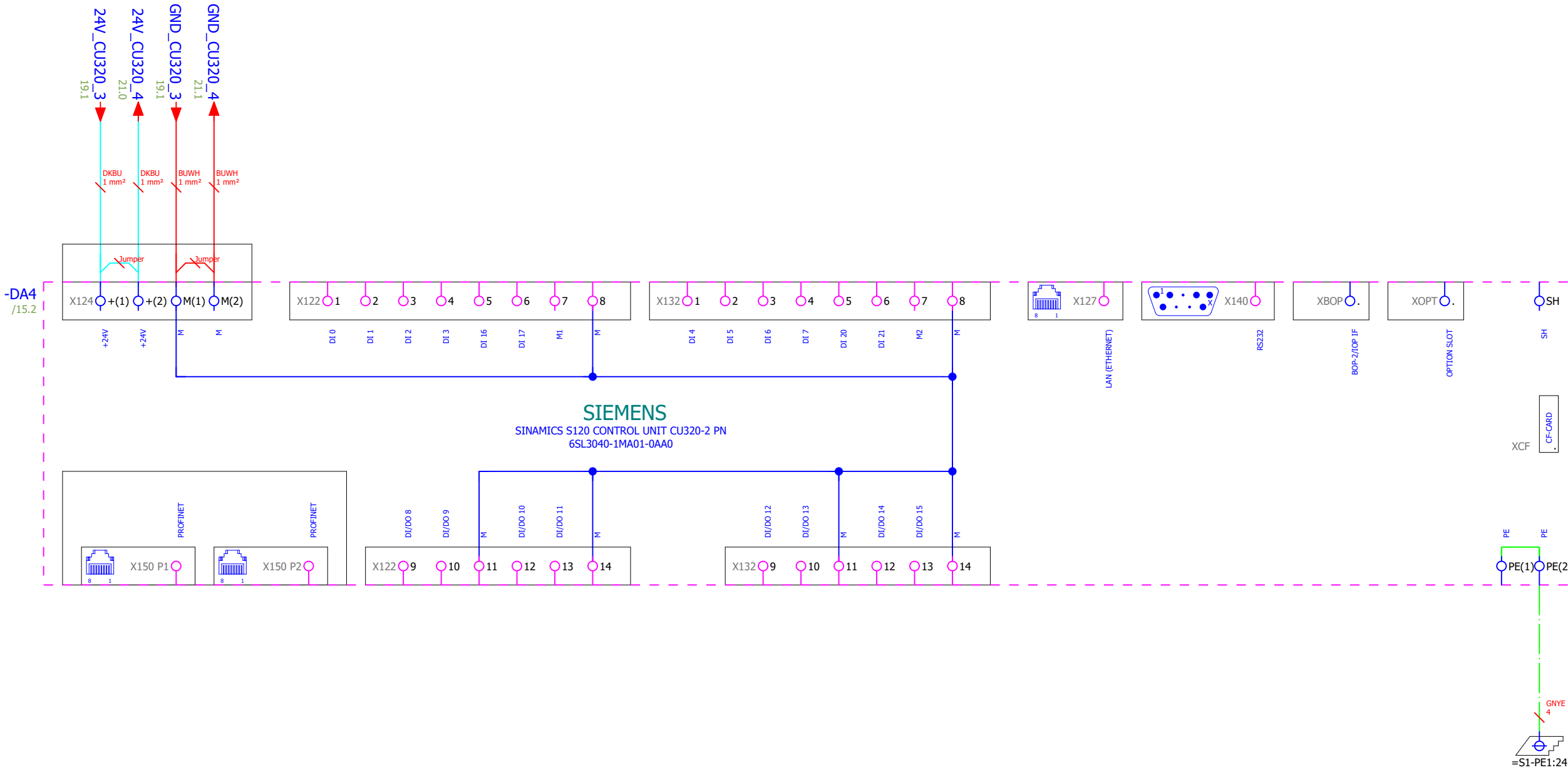




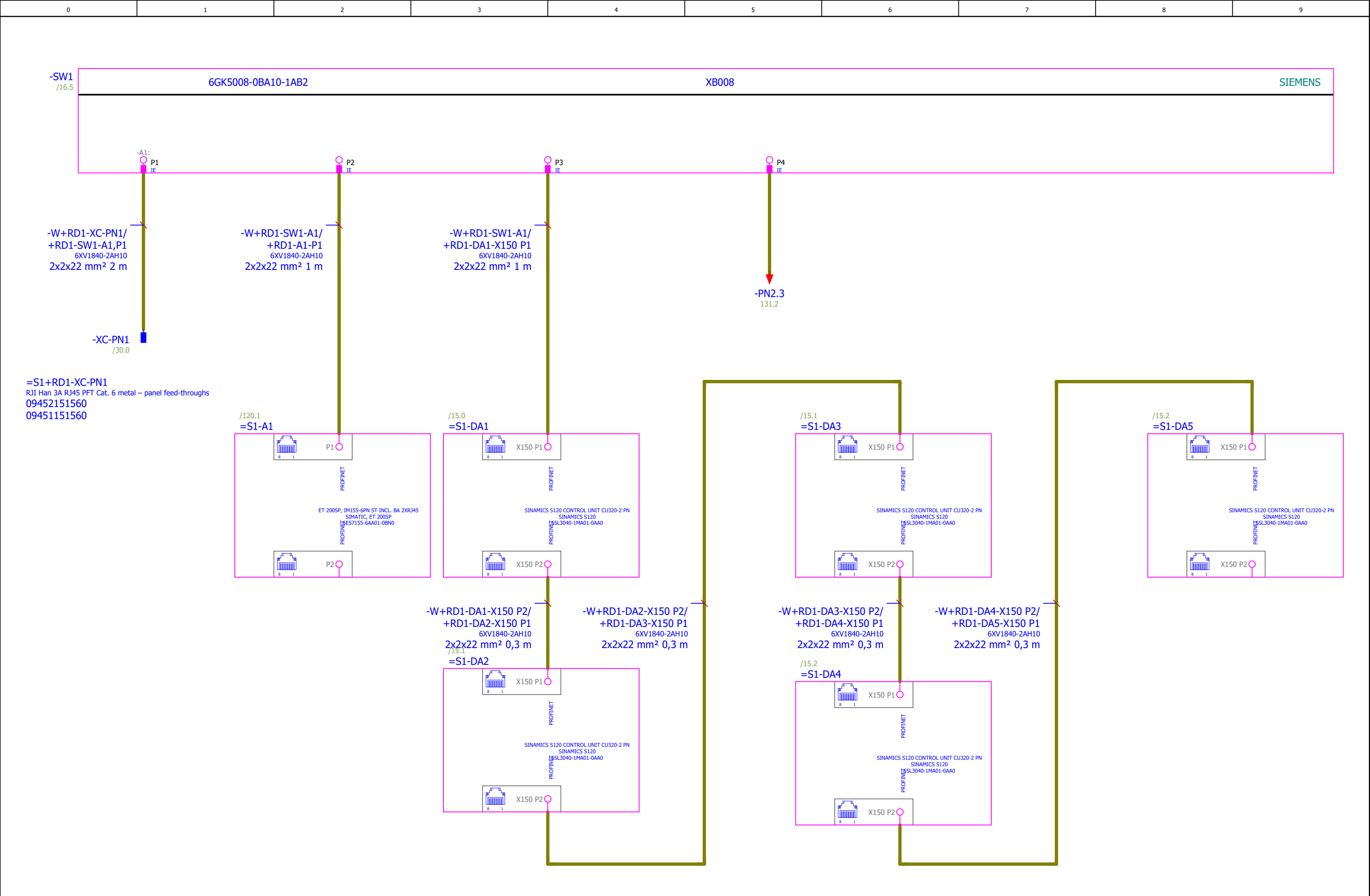


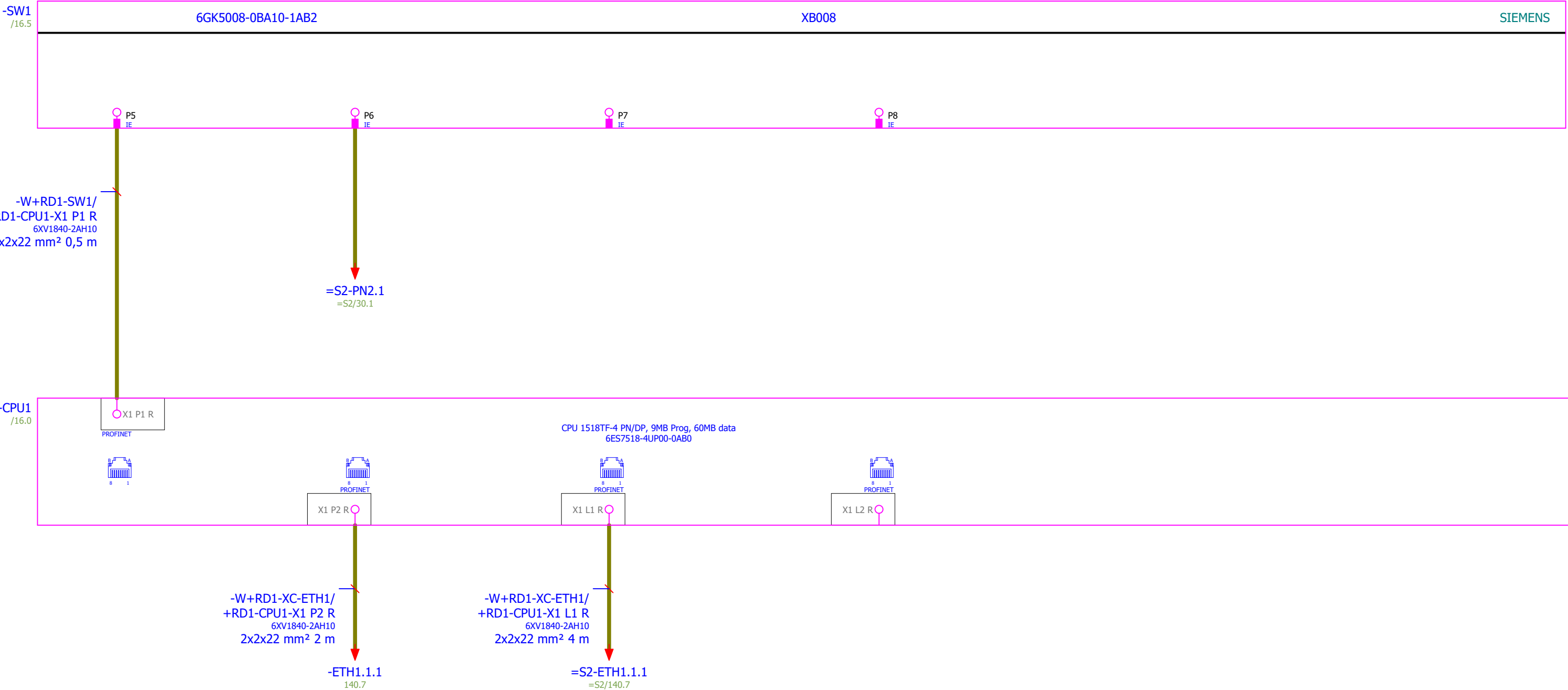


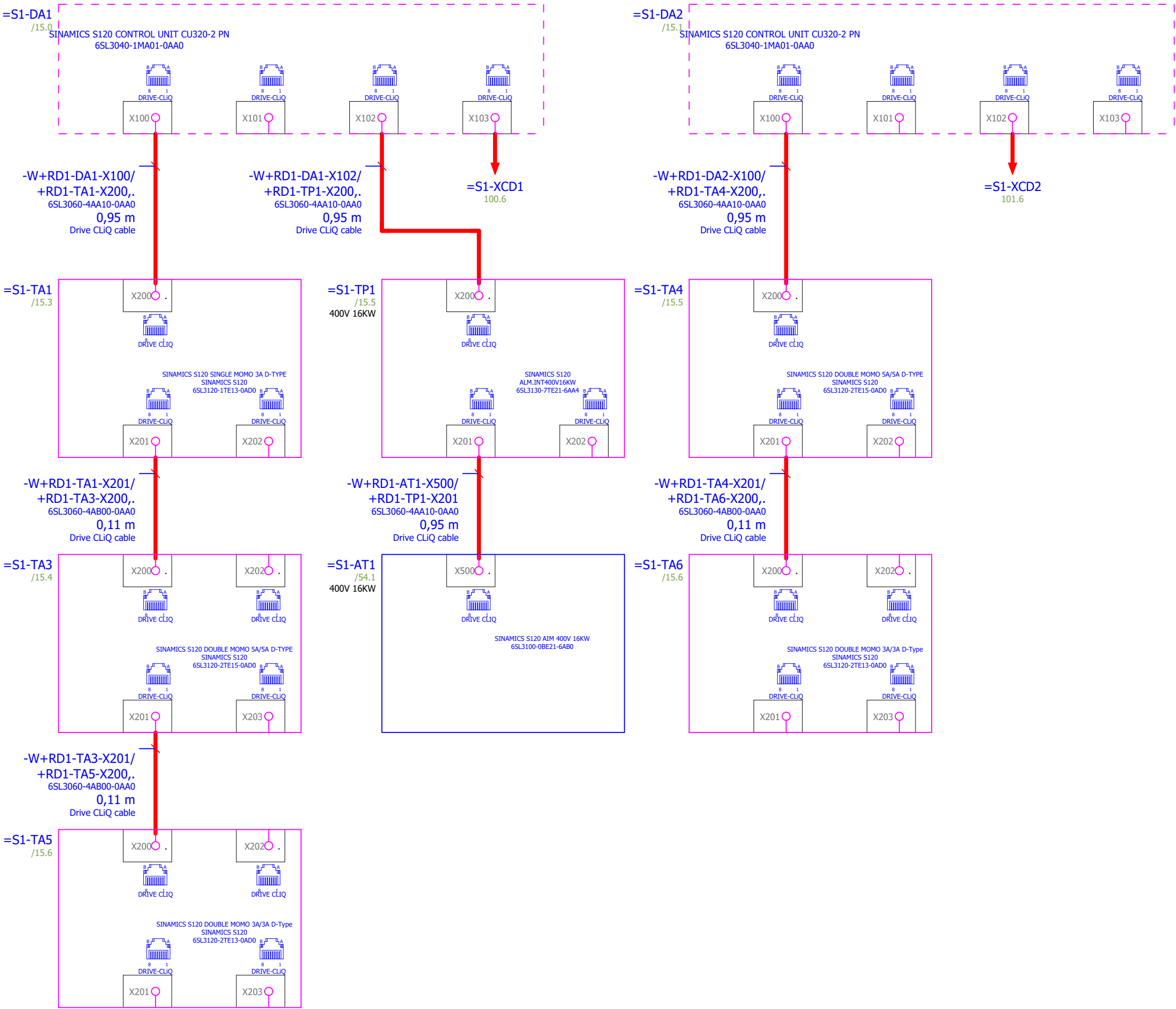


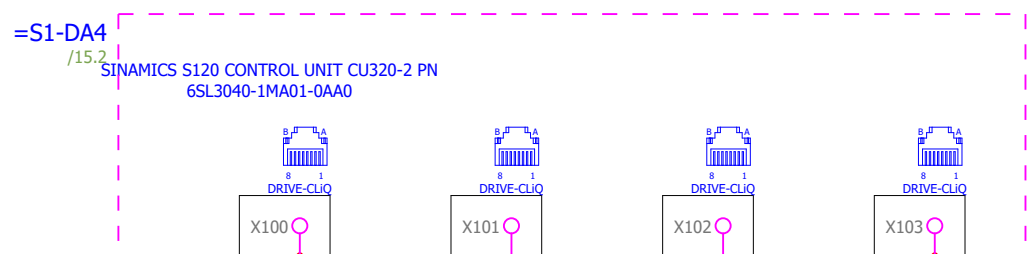






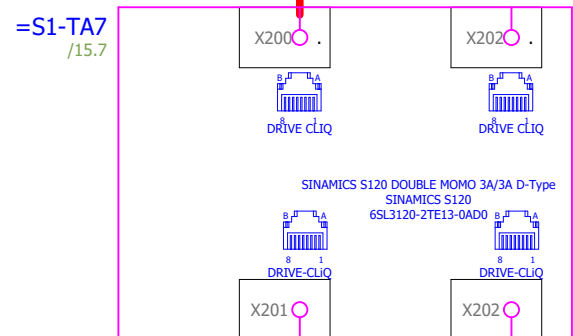




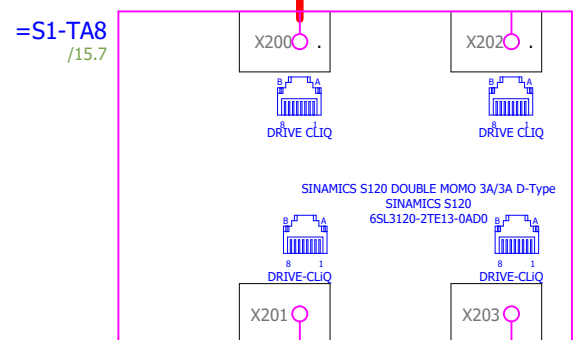


-W+RD1-DA4-X100/  
+RD1-TA7-X200,,  
6SL3060-4AA10-0AA0  
0,95 m  
Drive CLiQ cable

=S1-XCD4  
103.6

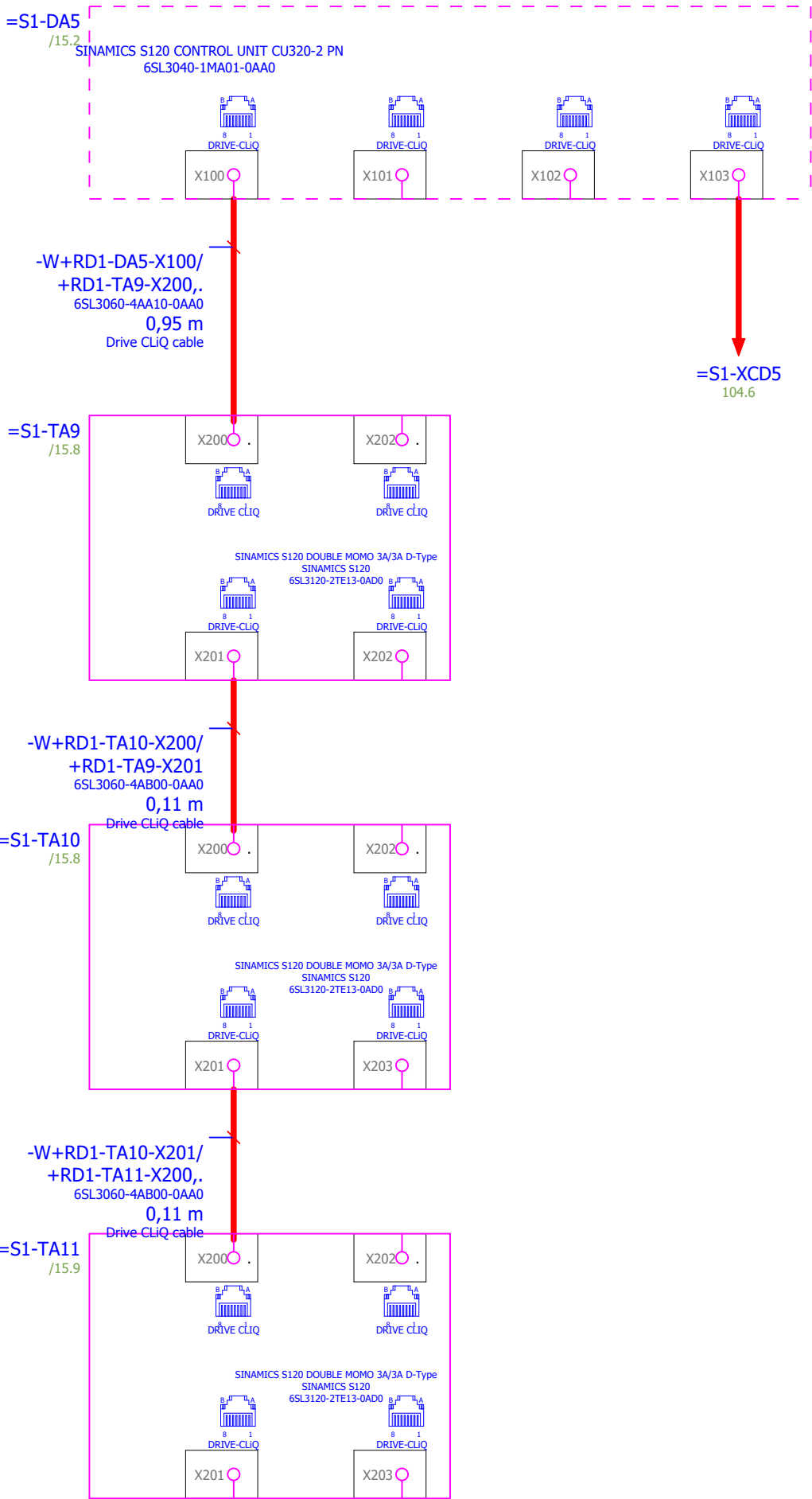


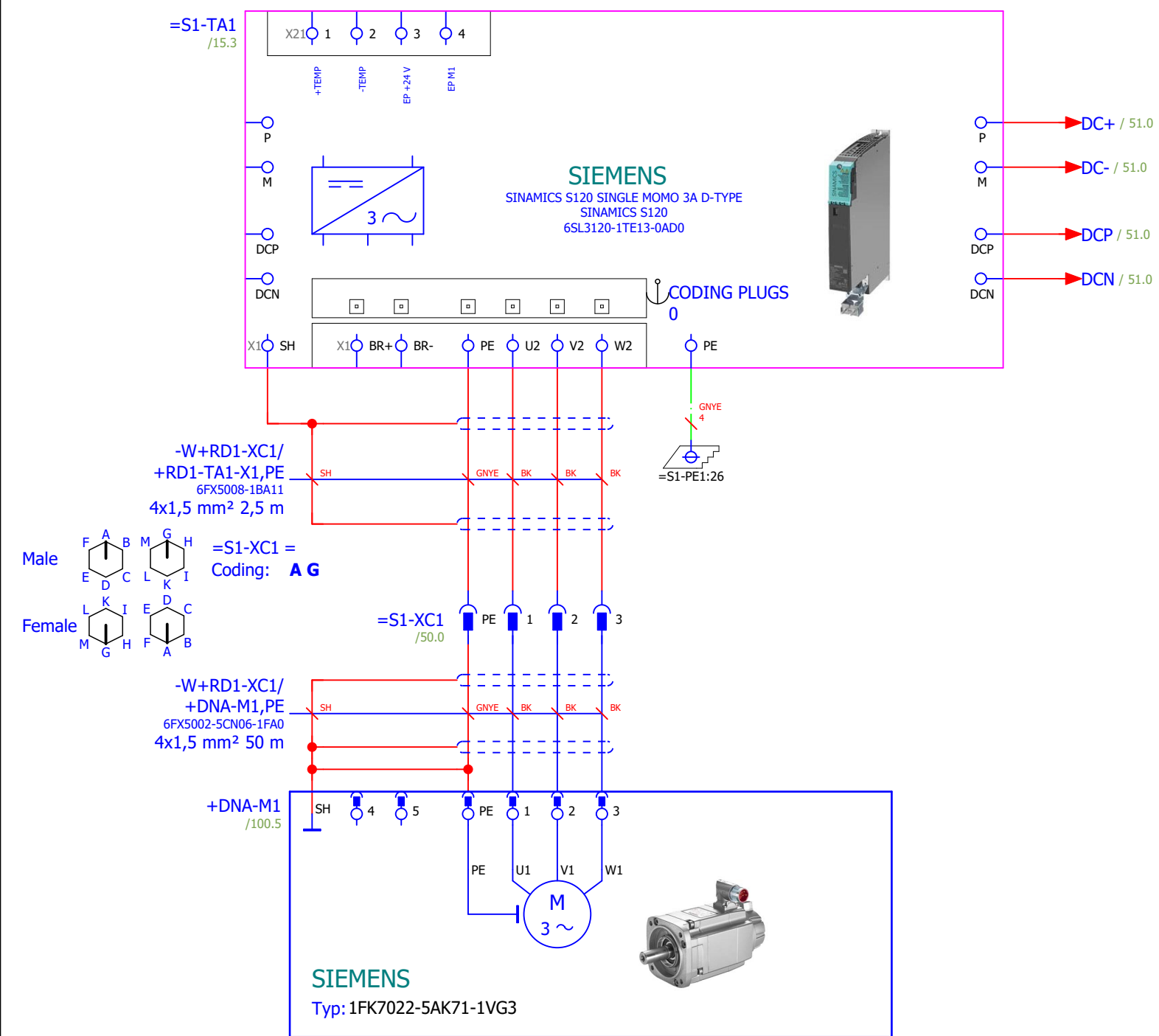
-W+RD1-TA7-X201/  
+RD1-TA8-X200,,  
6SL3060-4AB00-0AA0  
0,11 m  
Drive CLiQ cable

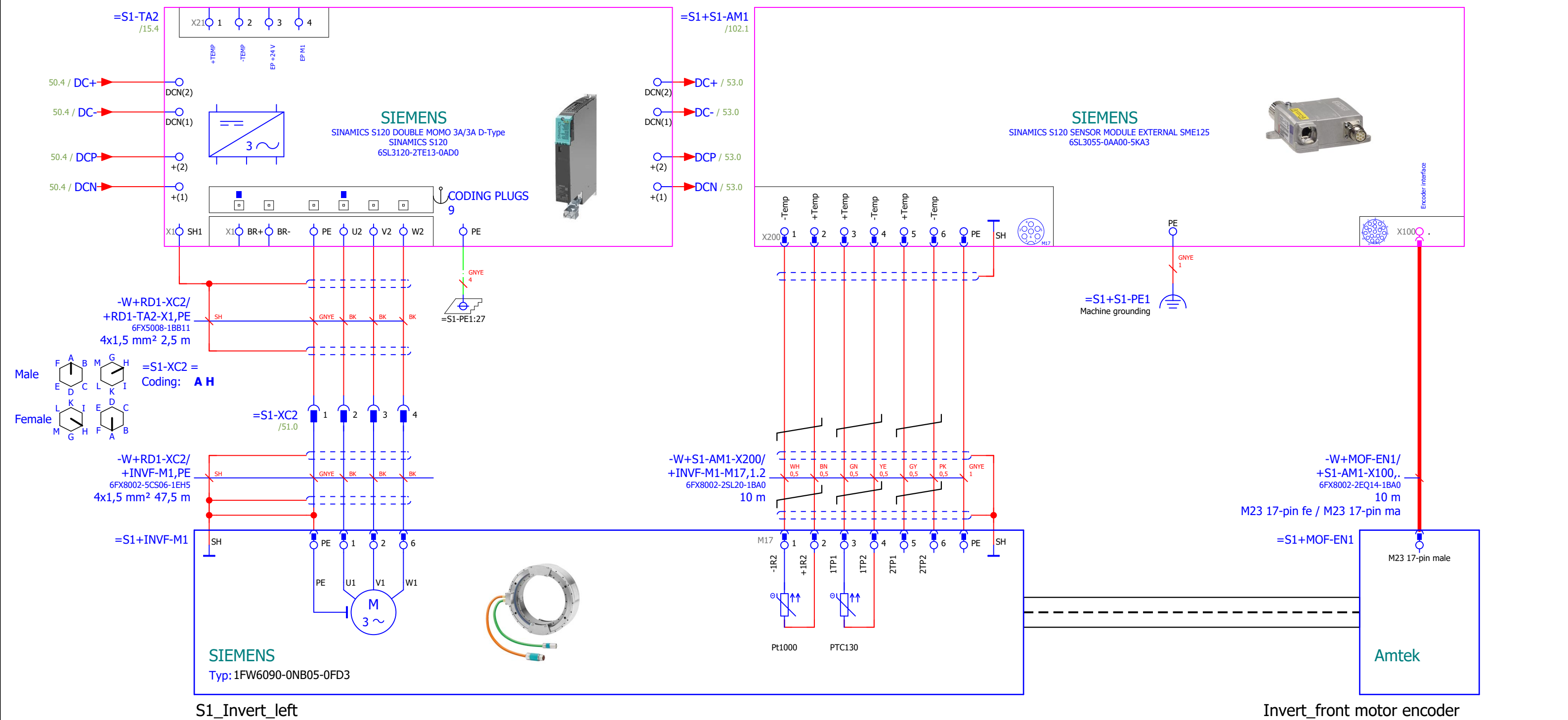


			Date	21.12.2022	T&T 100 ISX Two section drive panel			S1 DRIVE-CLIQ Topology			& EFS = S1	
			Ed	Budai Jan							+ RD1	
			Appr						ISX - Two section drive panel			
Modification	Date	Name			Replacement of	Replaced by					T&T100	

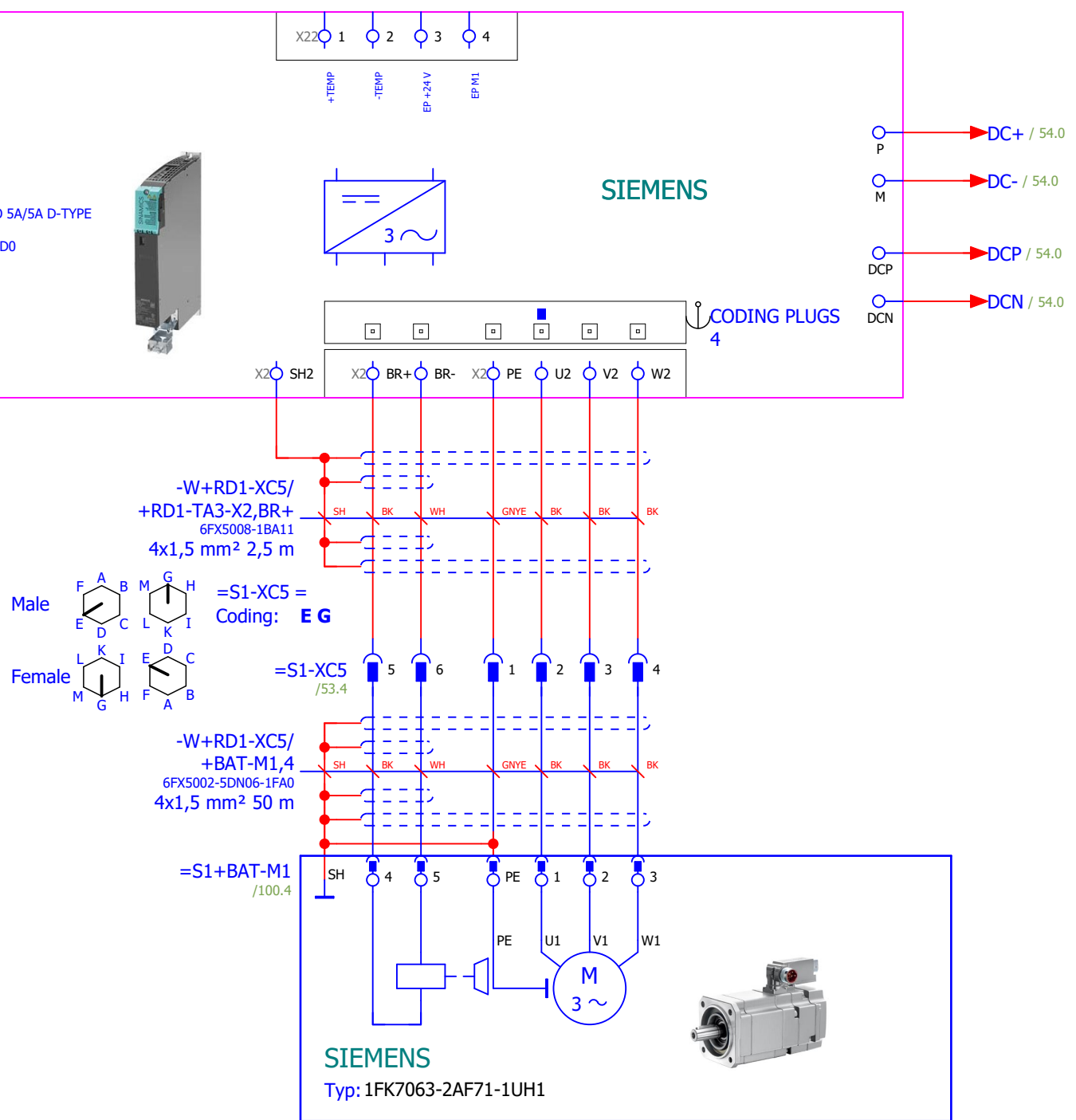
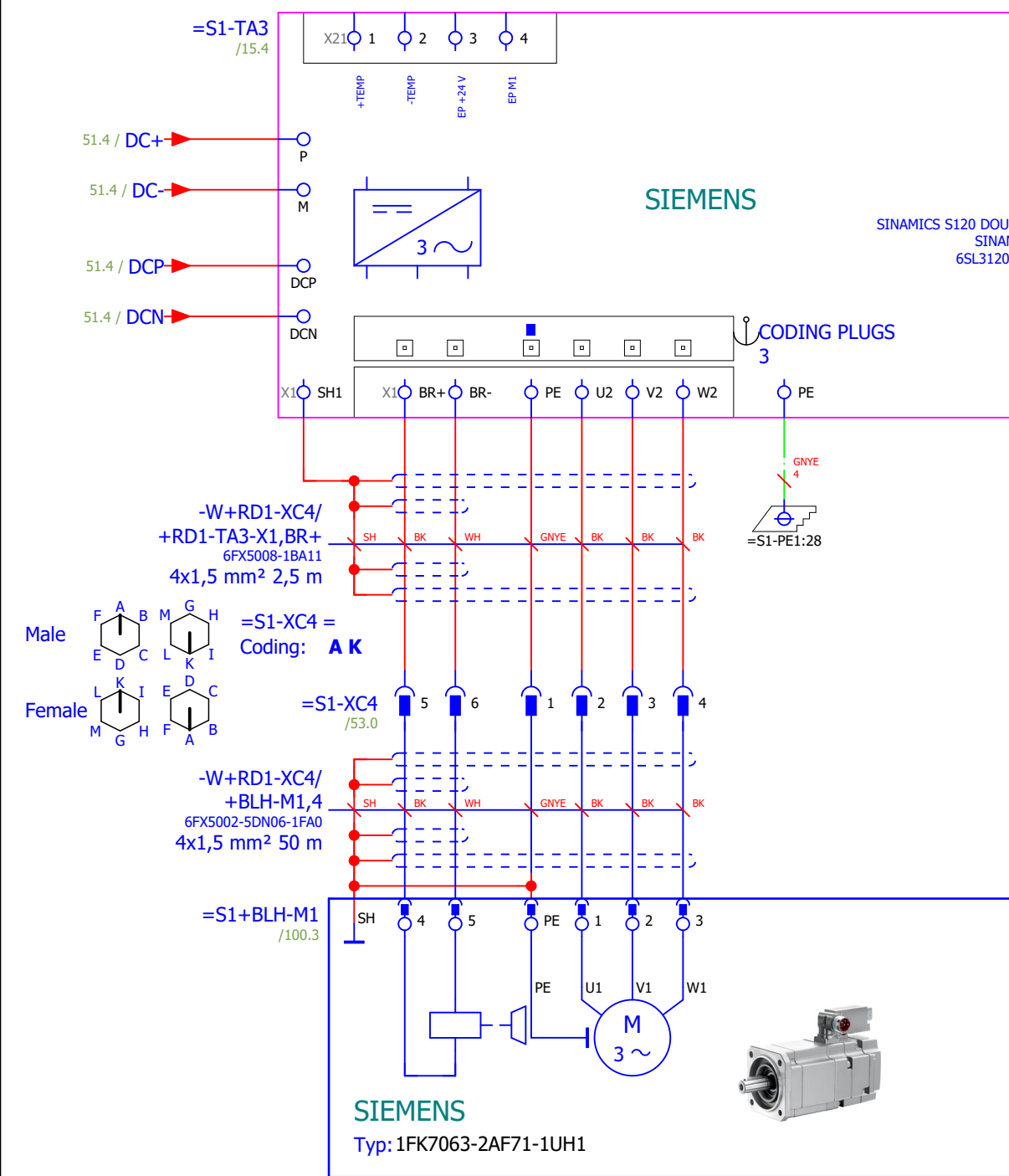


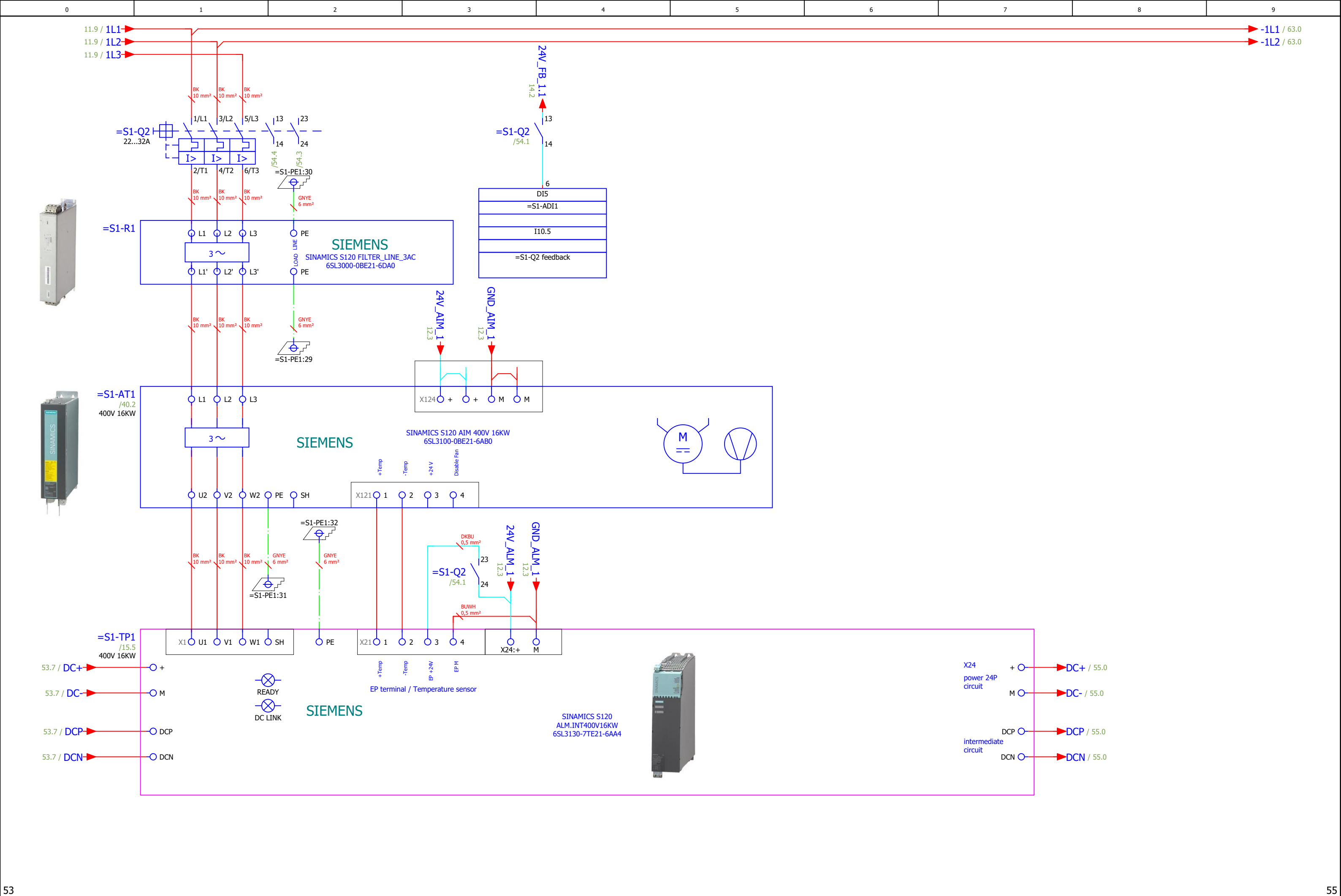


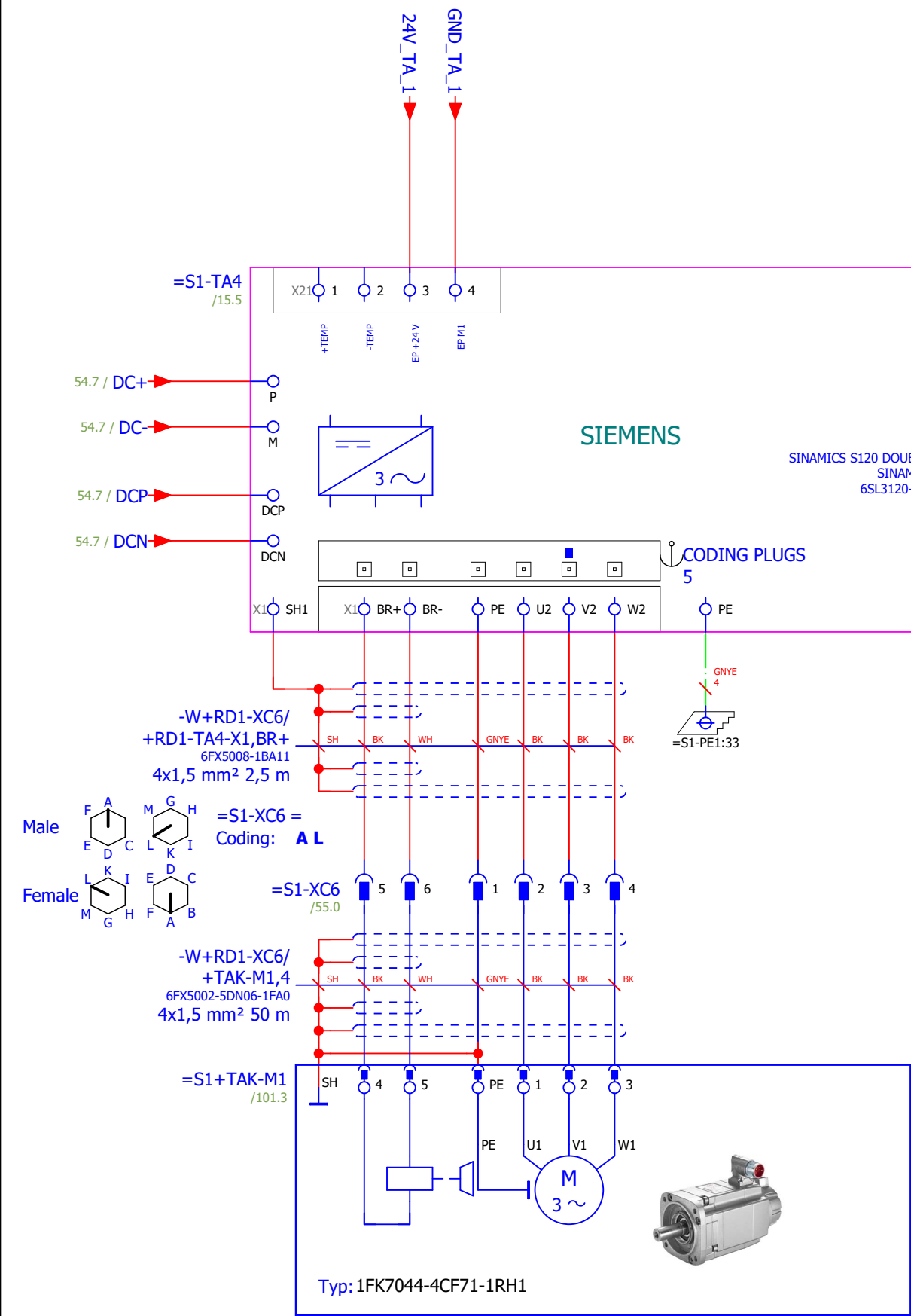




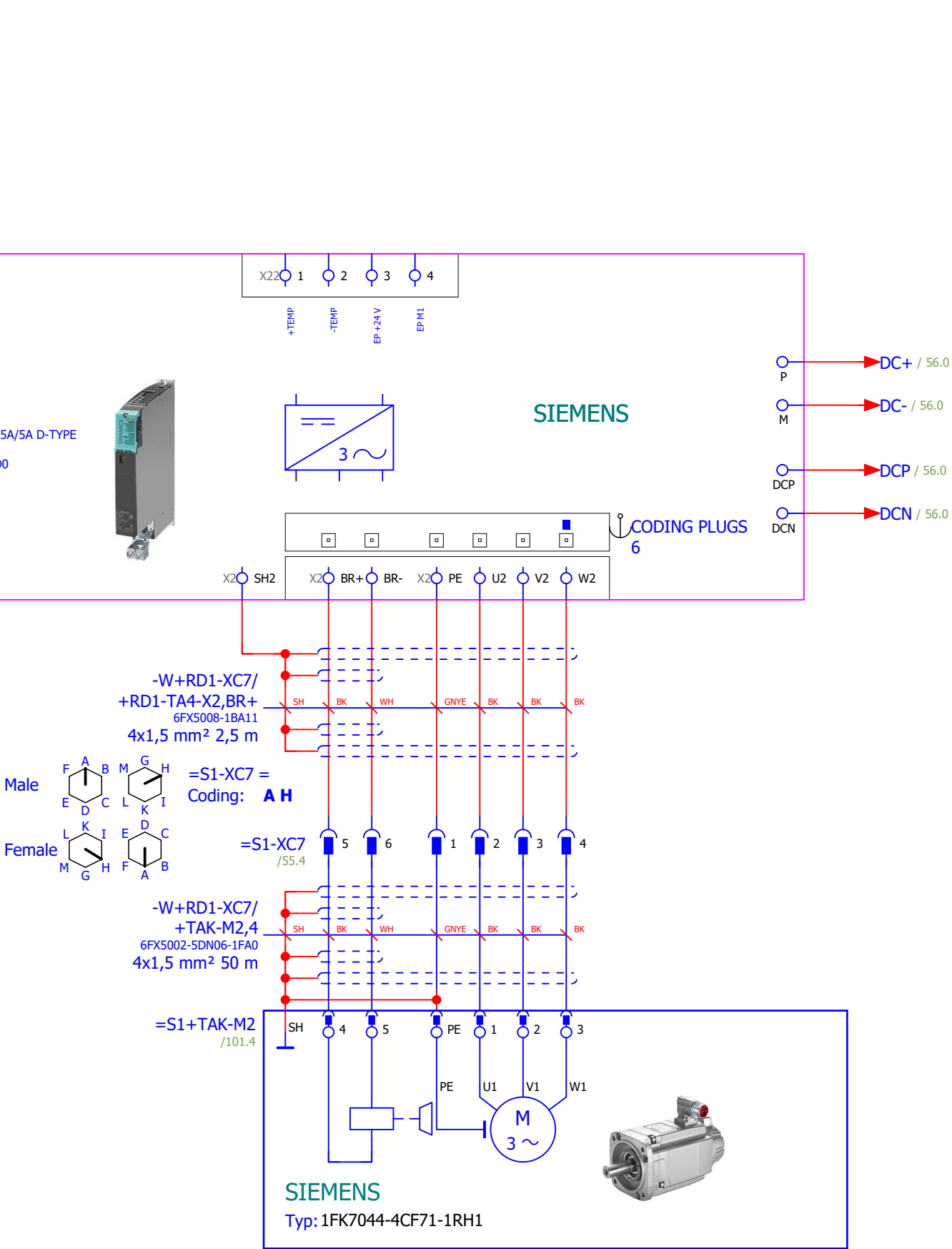




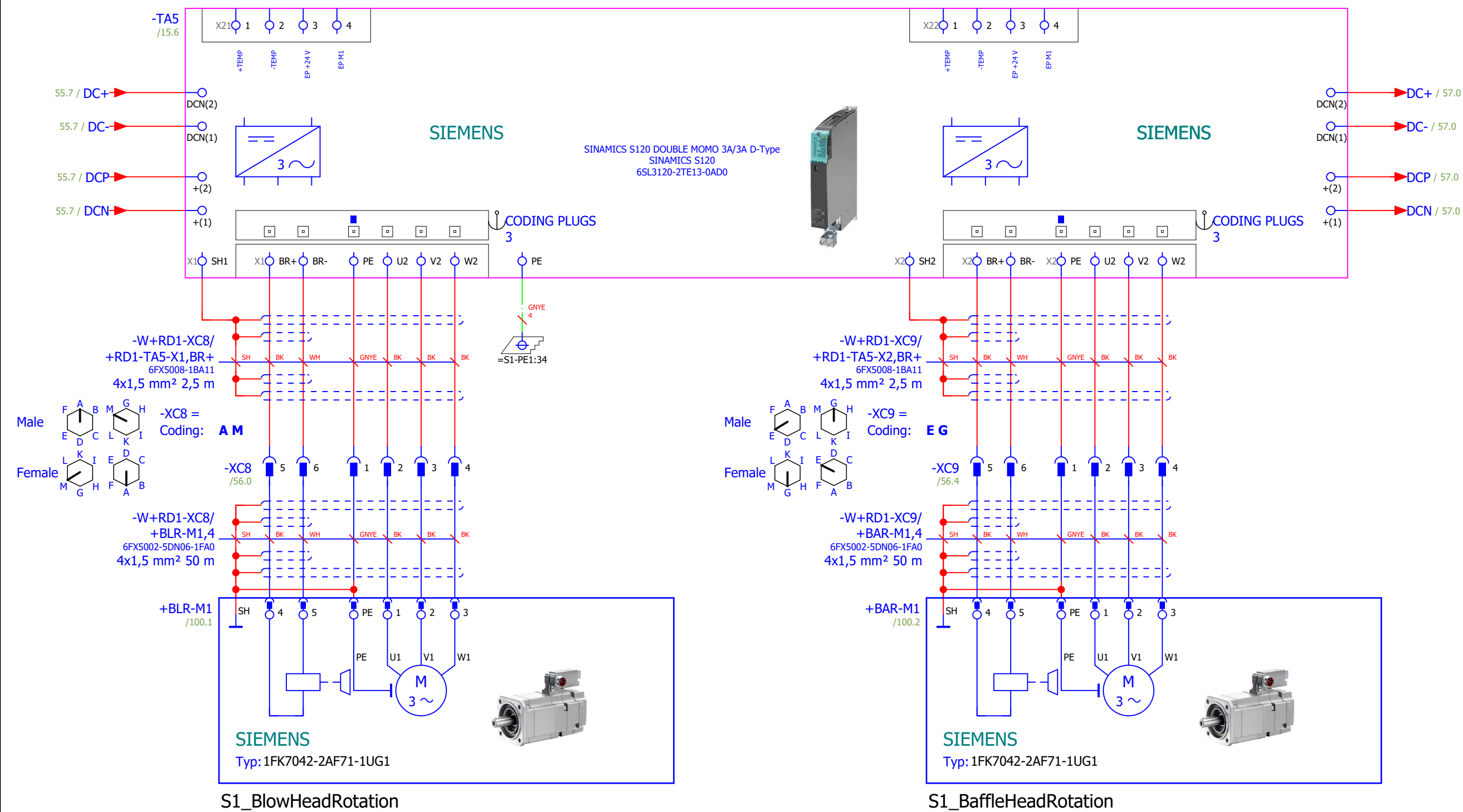




S1\_TakeOut1\_front

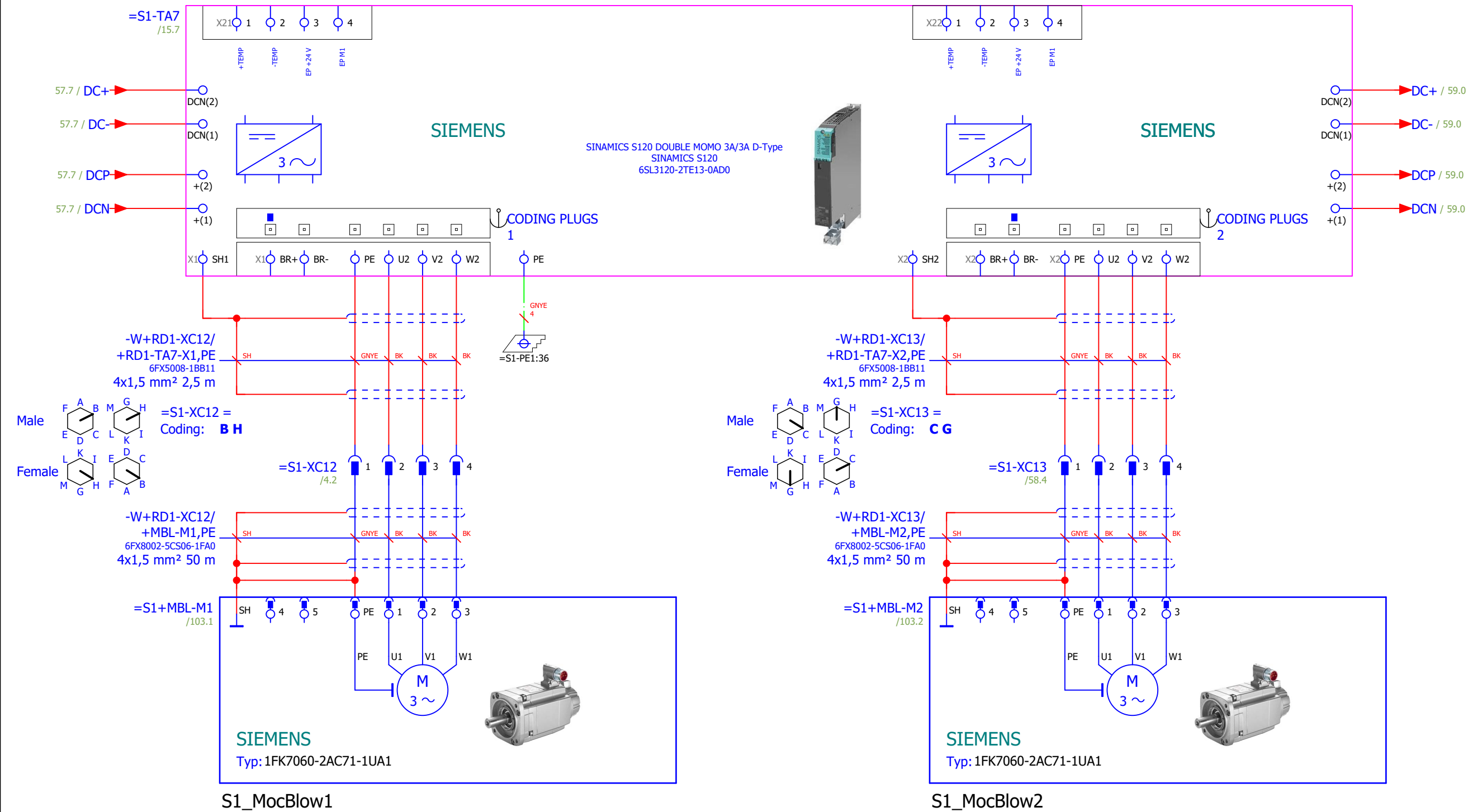


S1\_TakeOut1\_rear





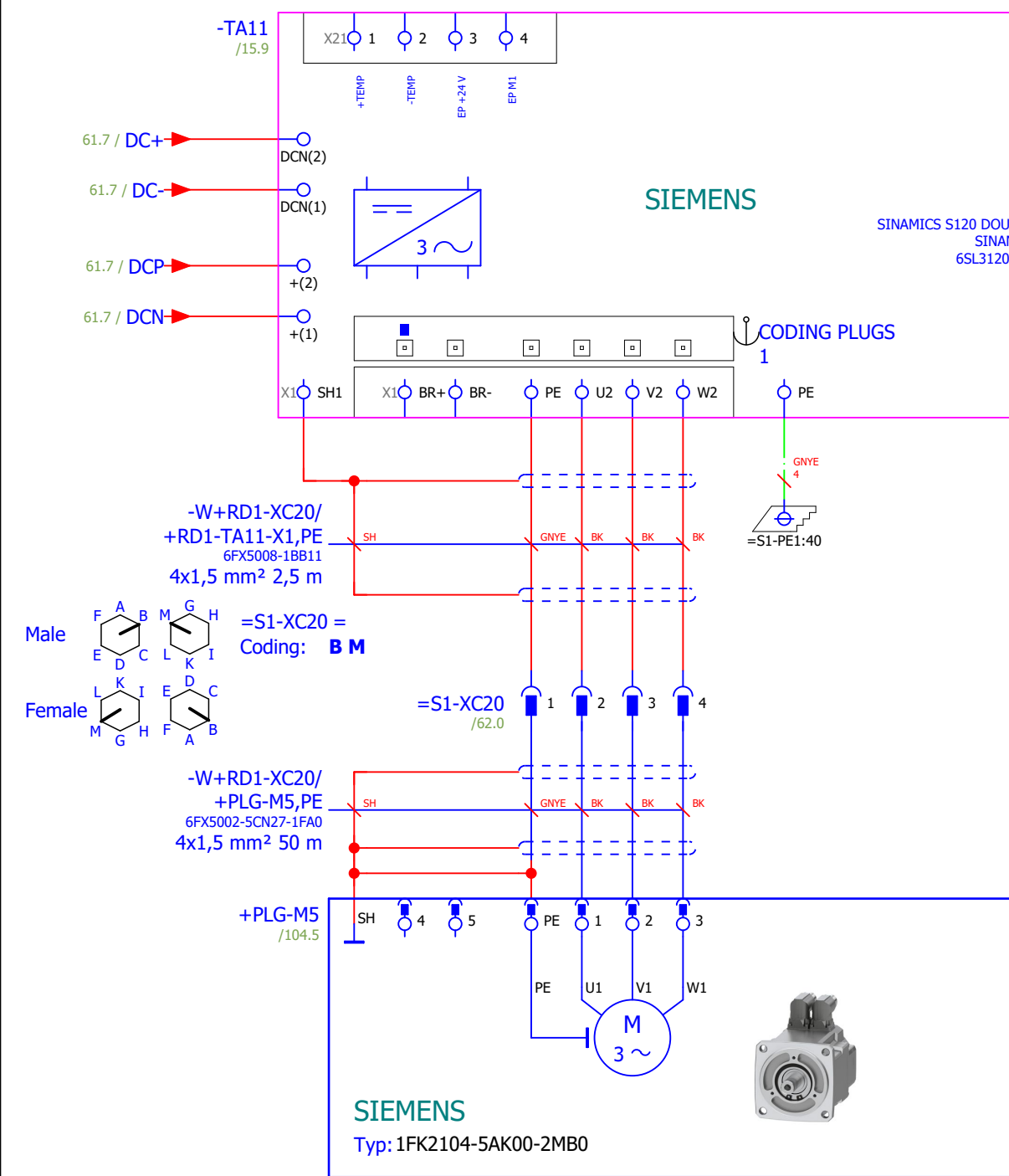




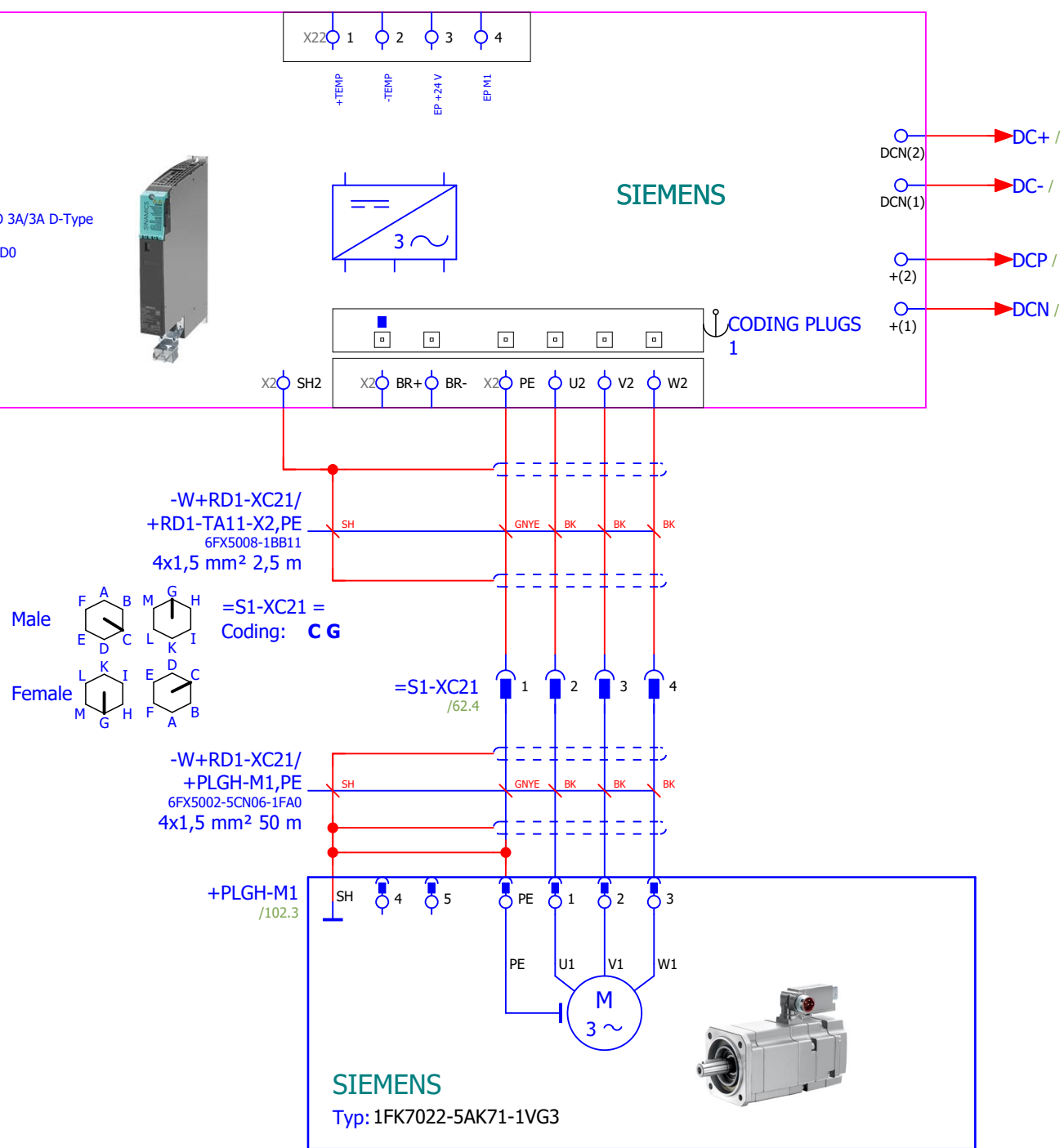






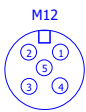


S1\_Plunger5

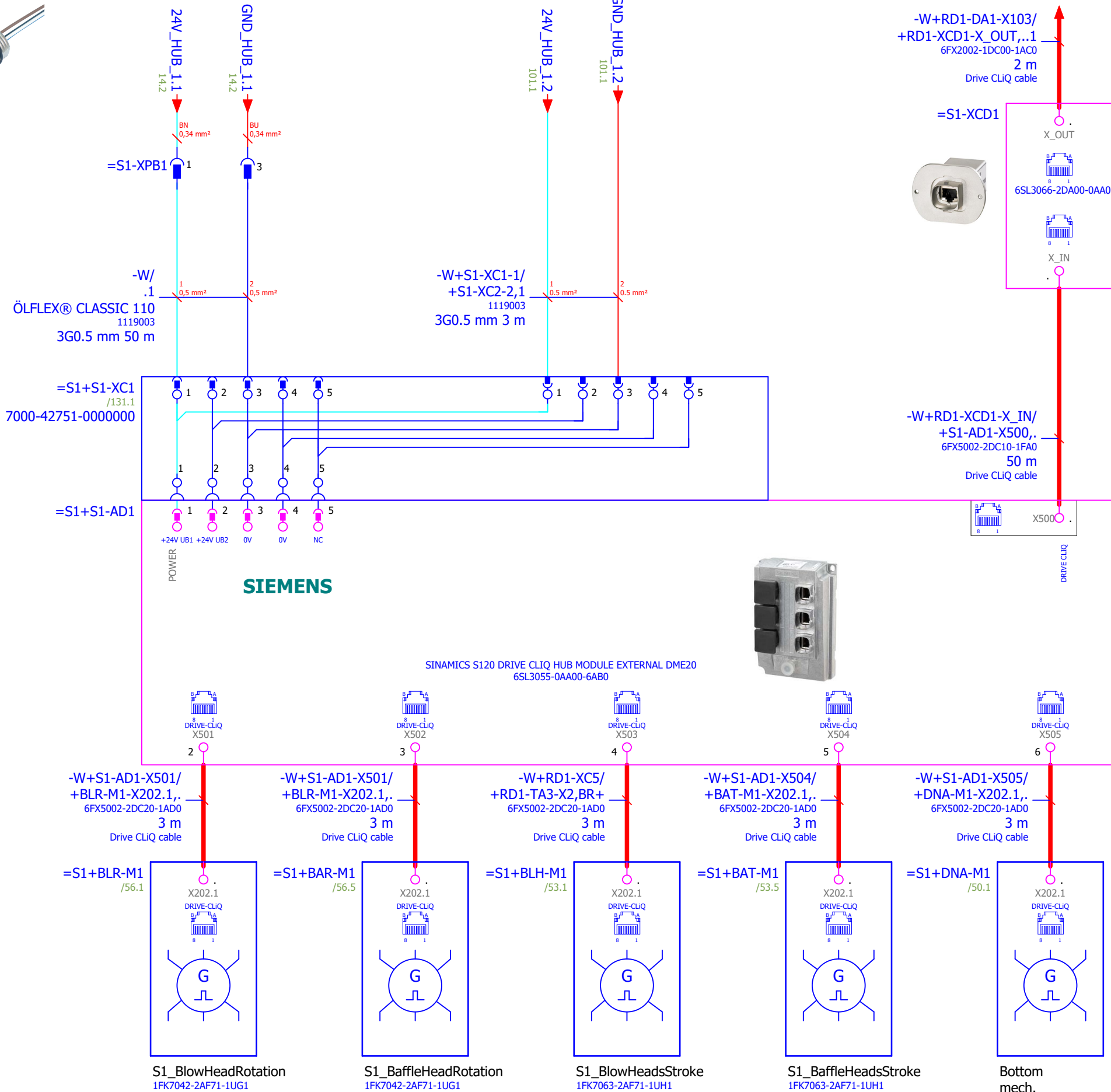


S1\_Plunger Height

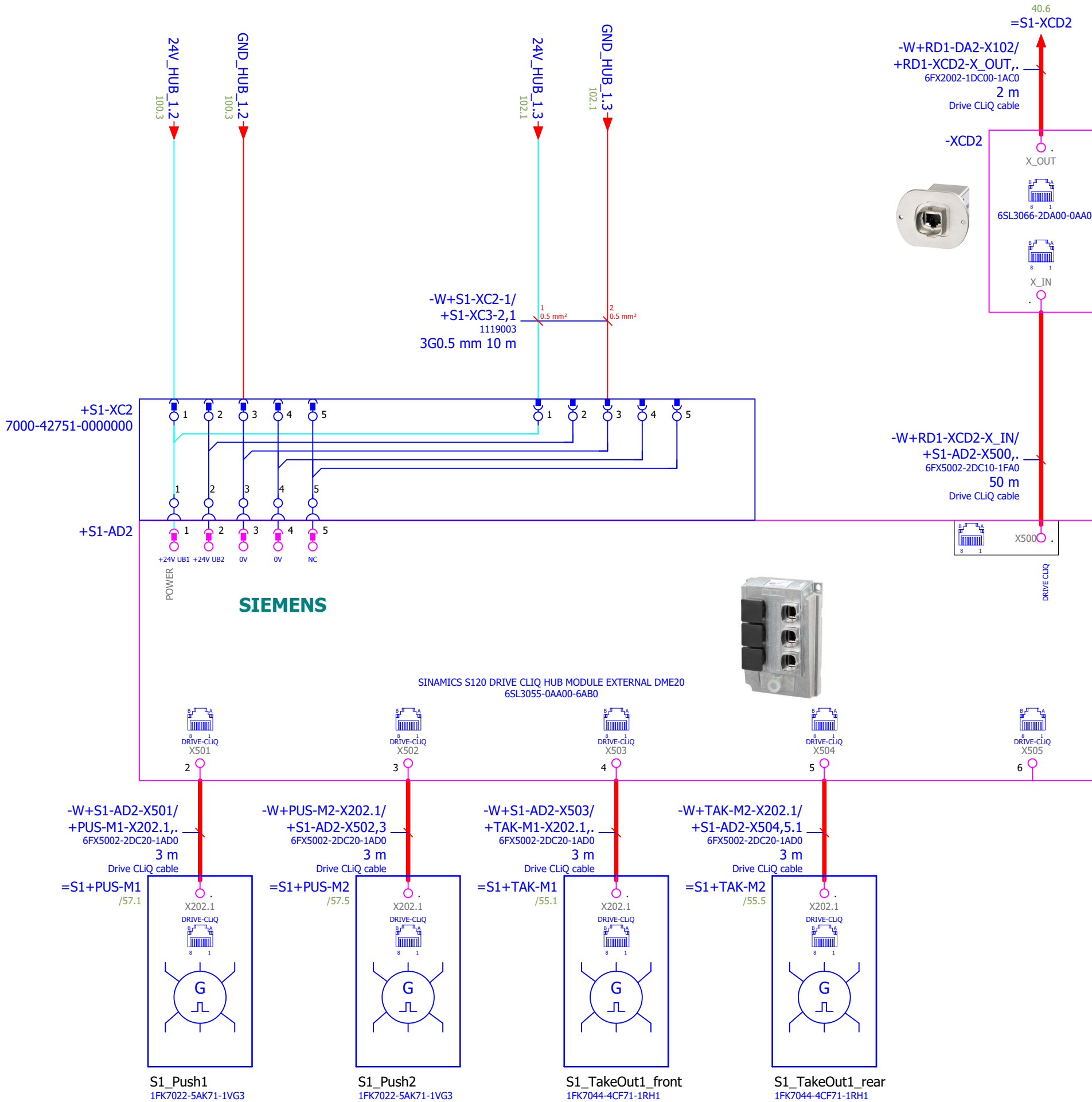


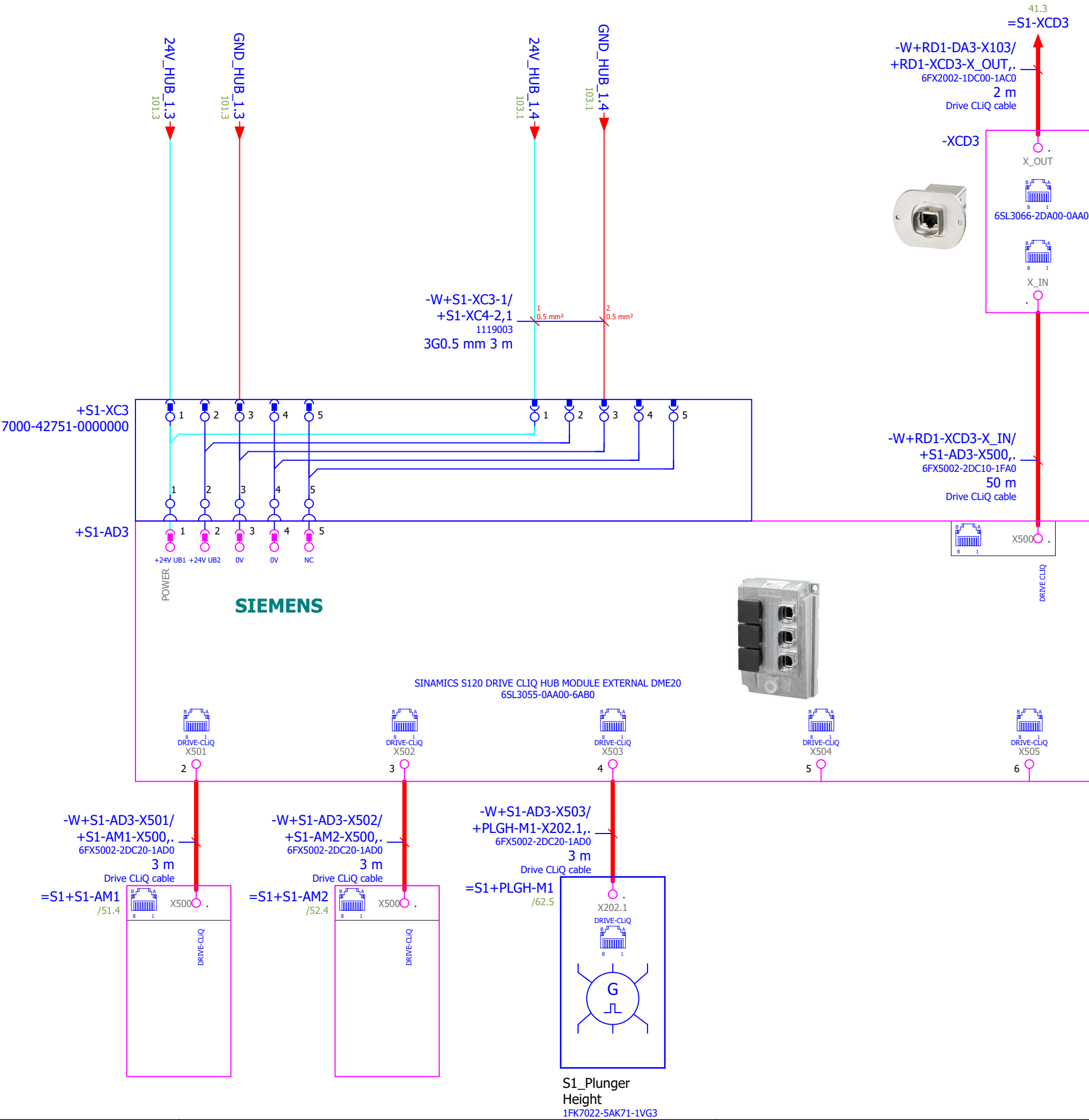


=S1-XPB1  
M12 F receptacle 5pin, 2m  
7000-13561-9720200









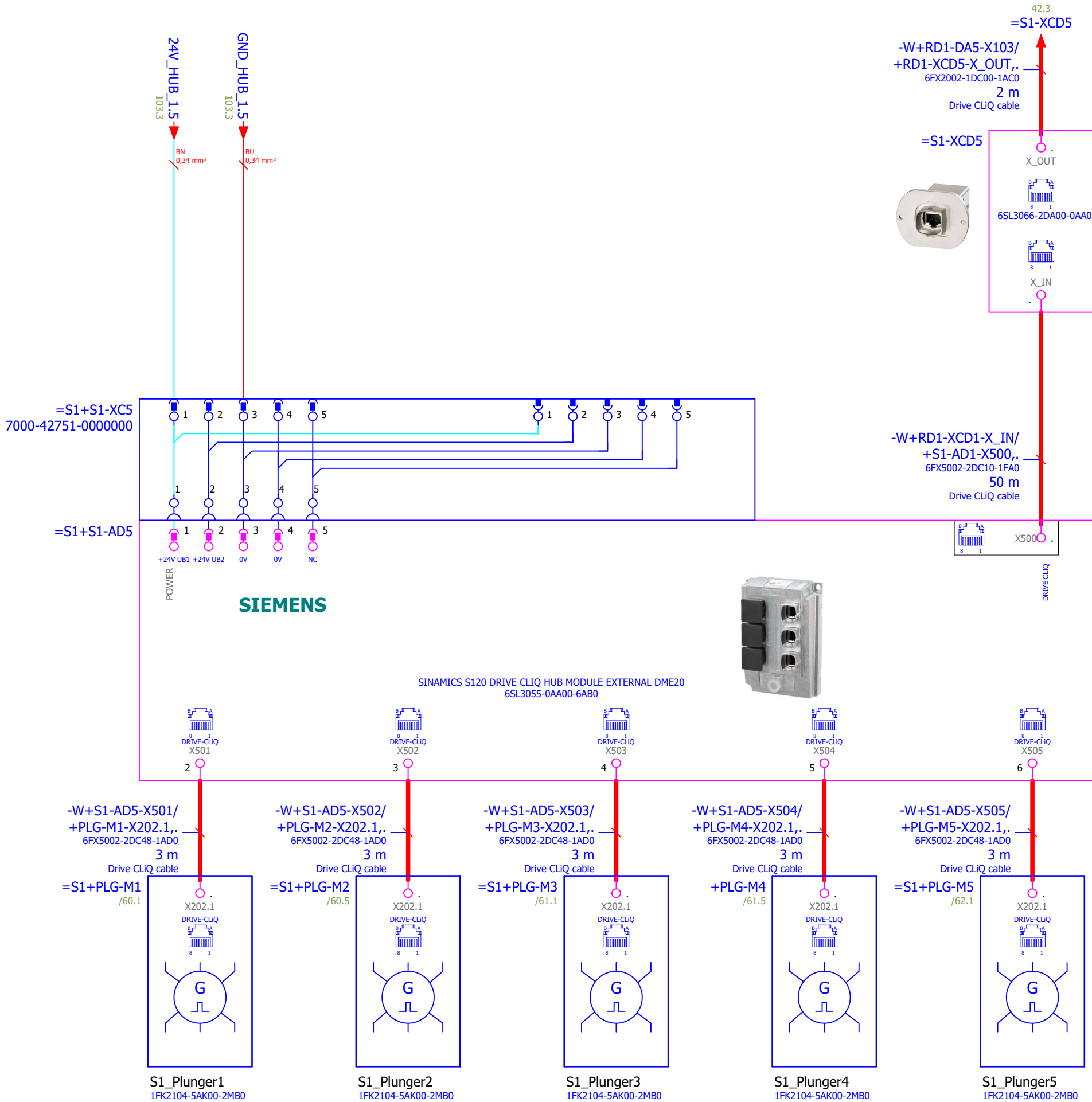
			Date	21.12.2022	T&T 100 ISX Two section drive panel	
			Ed	Budai Jan		
			Appr			
Modification	Date	Name			Replacement of	Replaced by

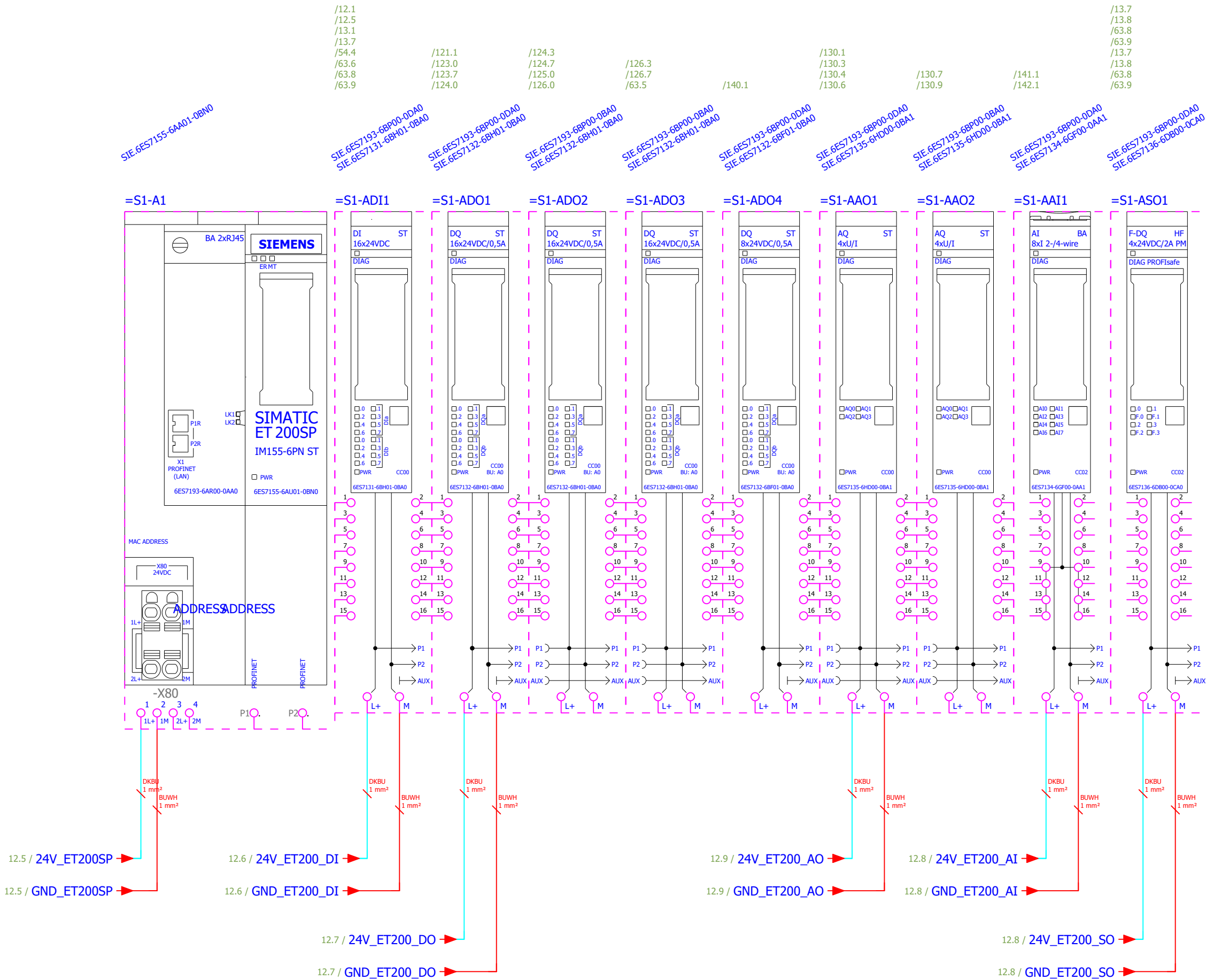


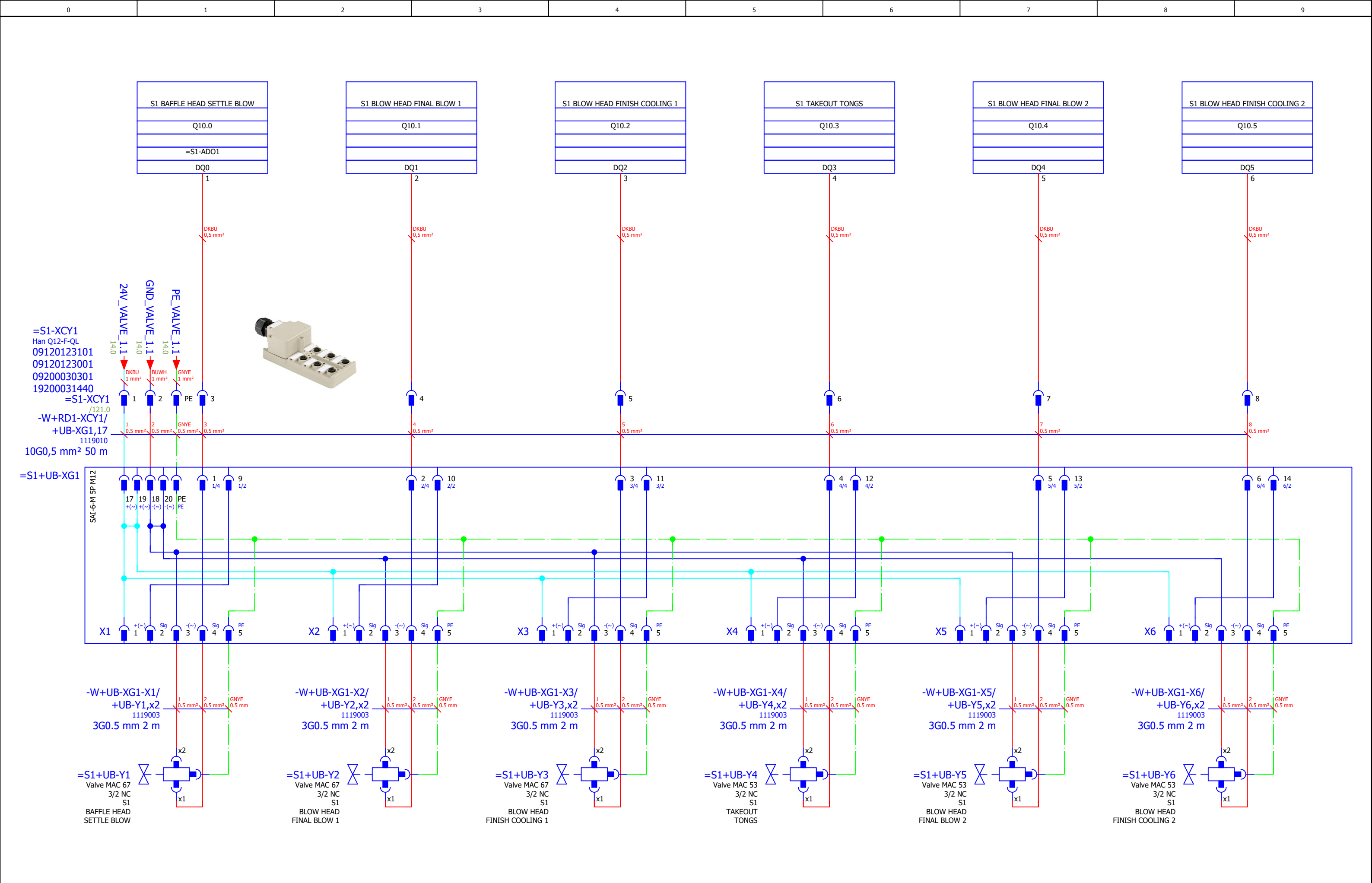
S1  
DRIVE-CLiQ  
DME20

		& EFS = S1	
		+ RD1	
		T&T100	Page 102
			Page 50 / 166

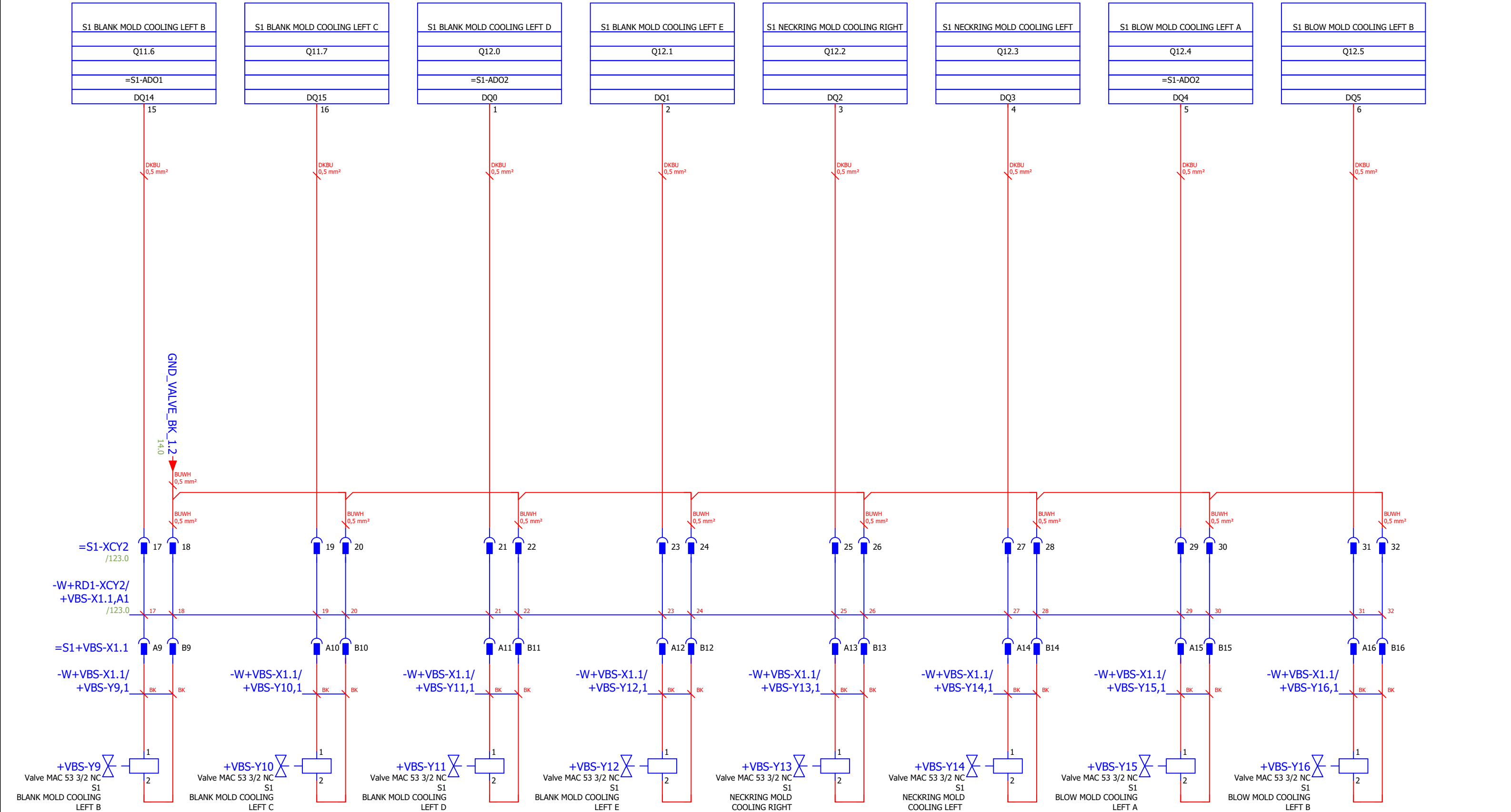




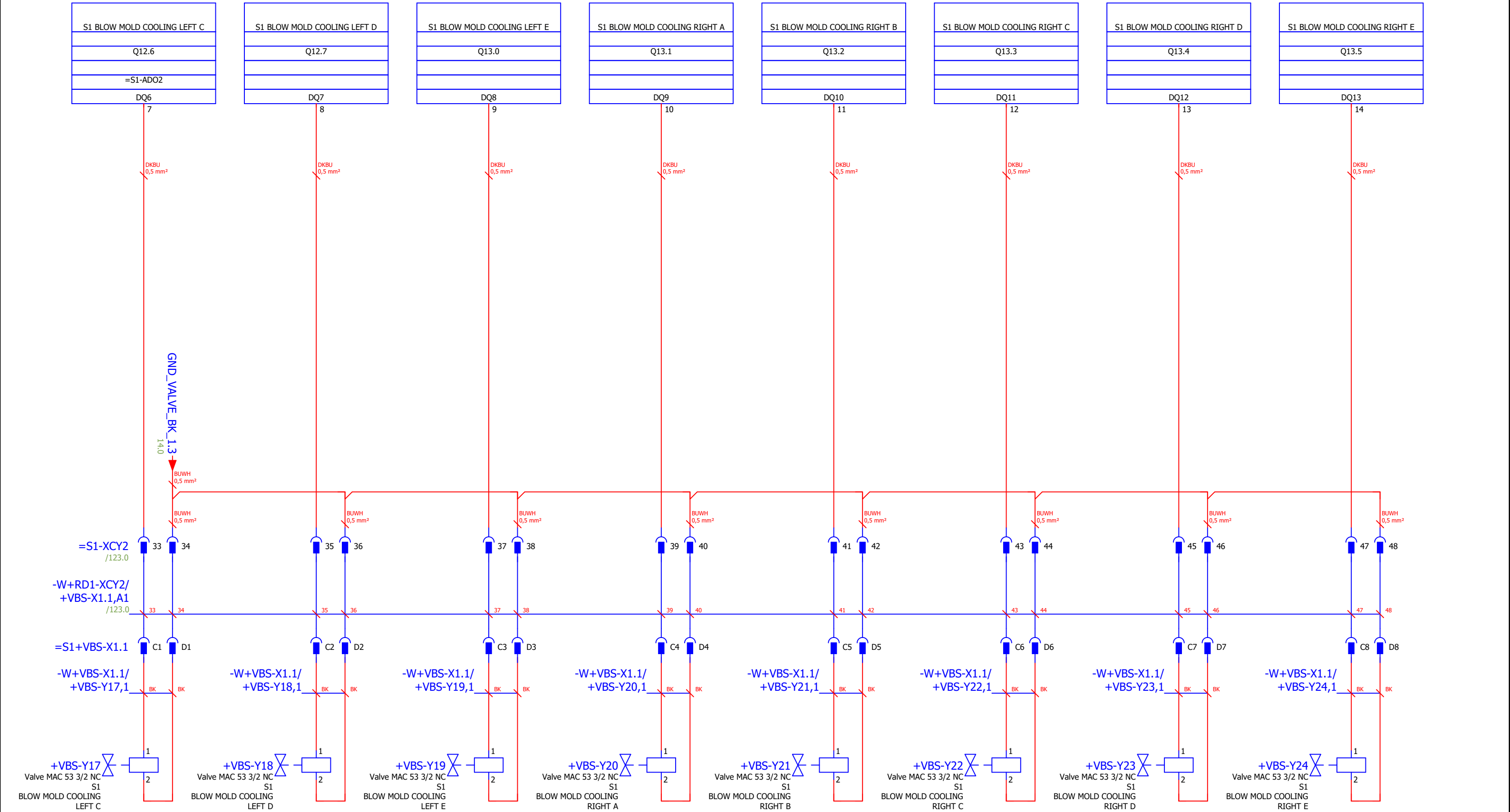








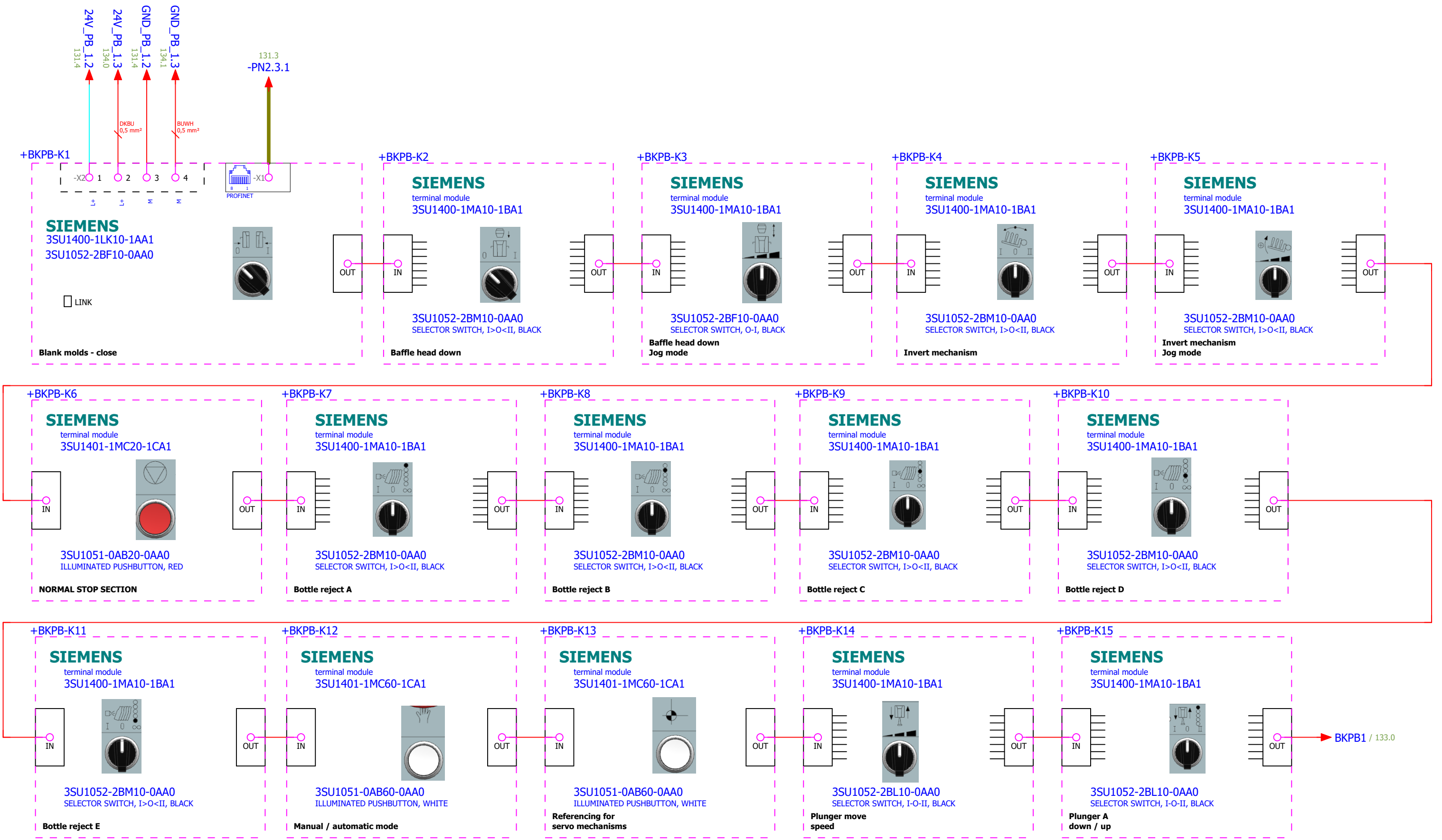












SIEMENS

terminal module

3SU1400-1MA10-1BA1

3SU1052-2BF10-0AA0

SELECTOR SWITCH, O-I, BLACK

Baffle head down

Jog mode

0

1

+

+

+

+

+

+

+

+

SIEMENS

terminal module

3SU1400-1MA10-1BA1

3SU1052-2BM10-0AA0

SELECTOR SWITCH, I>O<II, BLACK

Invert mechanism

0

1

+

+

+

+

+

+

+

+

SIEMENS

terminal module

3SU1400-1MA10-1BA1

3SU1052-2BM10-0AA0

SELECTOR SWITCH, I>O<II, BLACK

Invert mechanism

Jog mode

+

+

+

+

+

+

+

+

+

+

SIEMENS

terminal module

3SU1401-1MC20-1CA1

3SU1051-0AB20-0AA0

ILLUMINATED PUSHBUTTON, RED

NORMAL STOP SECTION

+

+

+

+

+

+

+

+

+

+

SIEMENS

terminal module

3SU1400-1MA10-1BA1

3SU1052-2BM10-0AA0

SELECTOR SWITCH, I>O<II, BLACK

Bottle reject A

+

+

+

+

+

+

+

+

+

+

SIEMENS

terminal module

3SU1400-1MA10-1BA1

3SU1052-2BM10-0AA0

SELECTOR SWITCH, I>O<II, BLACK

Bottle reject B

+

+

+

+

+

+

+

+

+

+

SIEMENS

terminal module

3SU1400-1MA10-1BA1

3SU1052-2BM10-0AA0

SELECTOR SWITCH, I>O<II, BLACK

Bottle reject C

+

+

+

+

+

+

+

+

+

+

SIEMENS

terminal module

3SU1400-1MA10-1BA1

3SU1052-2BM10-0AA0

SELECTOR SWITCH, I>O<II, BLACK

Bottle reject D

+

+

+

+

+

+

+

+

+

+

SIEMENS

terminal module

3SU1400-1MA10-1BA1

3SU1052-2BM10-0AA0

SELECTOR SWITCH, I>O<II, BLACK

Bottle reject E

+

+

+

+

+

+

+

+

+

+

SIEMENS

terminal module

3SU1401-1MC60-1CA1

3SU1051-0AB60-0AA0

ILLUMINATED PUSHBUTTON, WHITE

Manual / automatic mode

+

+

+

+

+

+

+

+

+

+

SIEMENS

terminal module

3SU1401-1MC60-1CA1

3SU1051-0AB60-0AA0

ILLUMINATED PUSHBUTTON, WHITE

Referencing for  
servo mechanisms

+

+

+

+

+

+

+

+

+

+

SIEMENS

terminal module

3SU1400-1MA10-1BA1

3SU1052-2BL10-0AA0

SELECTOR SWITCH, I-O-II, BLACK

Plunger move  
speed

+

+

+

+

+

+

+

+

+

+

SIEMENS

terminal module

3SU1400-1MA10-1BA1

3SU1052-2BL10-0AA0

SELECTOR SWITCH, I-O-II, BLACK

Plunger A  
down / up

+

+

+

+

+

+

+

+

+

+

SIEMENS

terminal module

3SU1400-1MA10-1BA1

3SU1052-2BL10-0AA0

SELECTOR SWITCH, I-O-II, BLACK

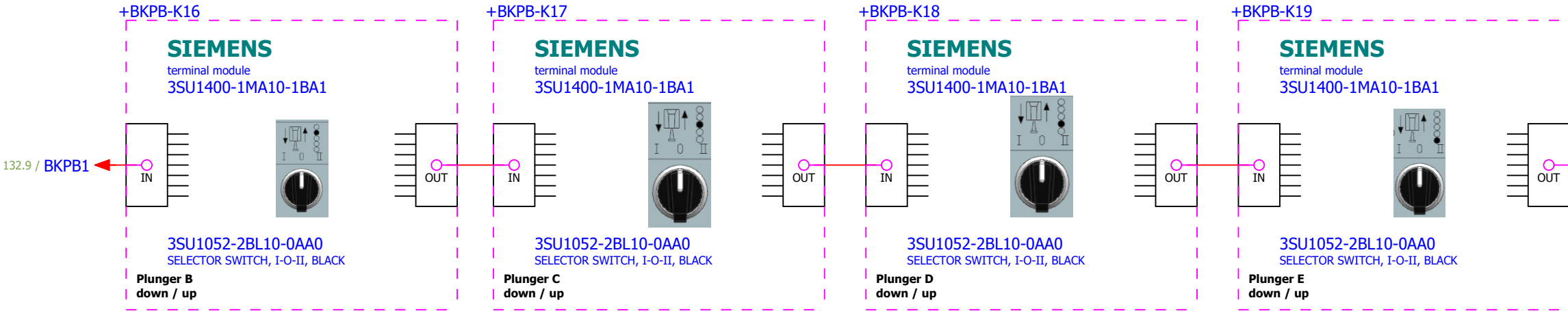
BKPB1 / 133.0

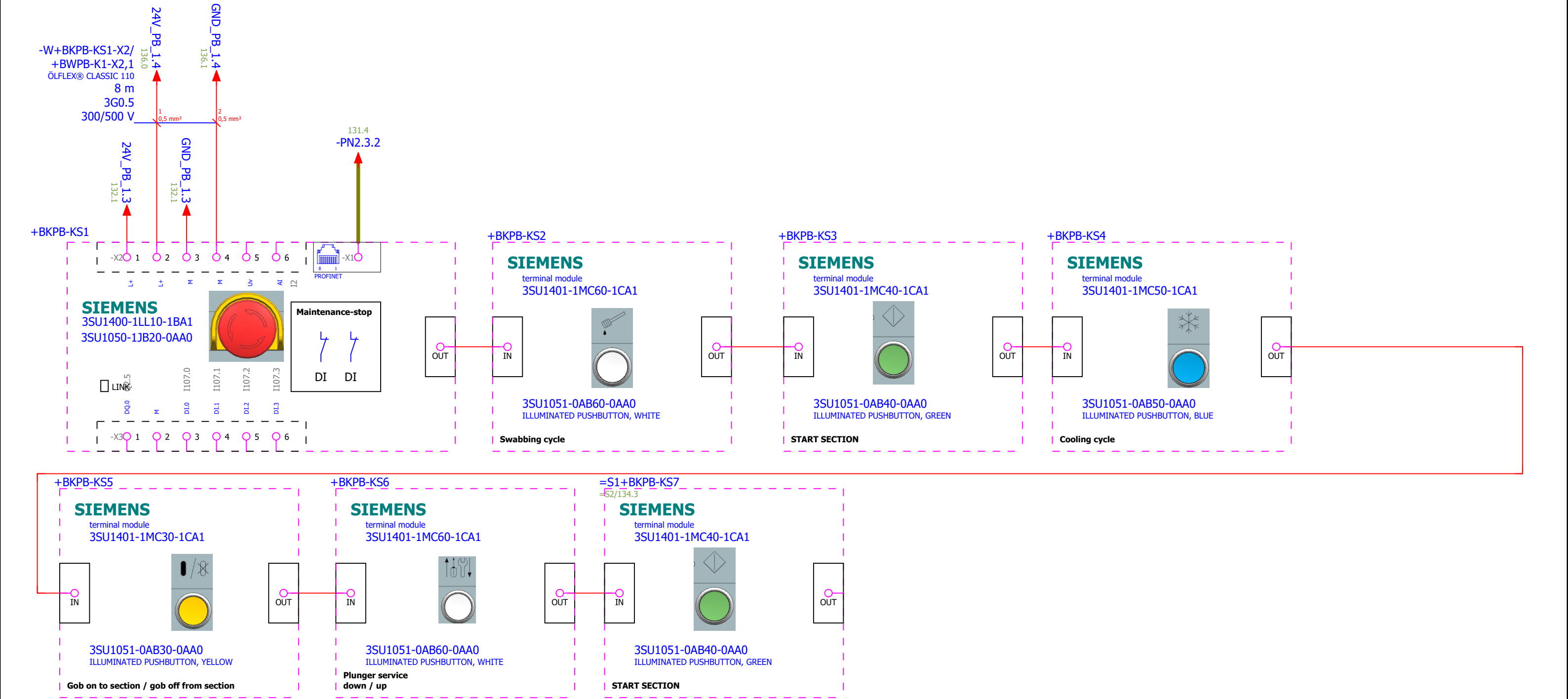
			Date	04.01.2023	T&T 100 ISX Two section drive panel	
			Ed	Budai Jan		
			Appr			
Modification	Date	Name			Replacement of	Replaced by

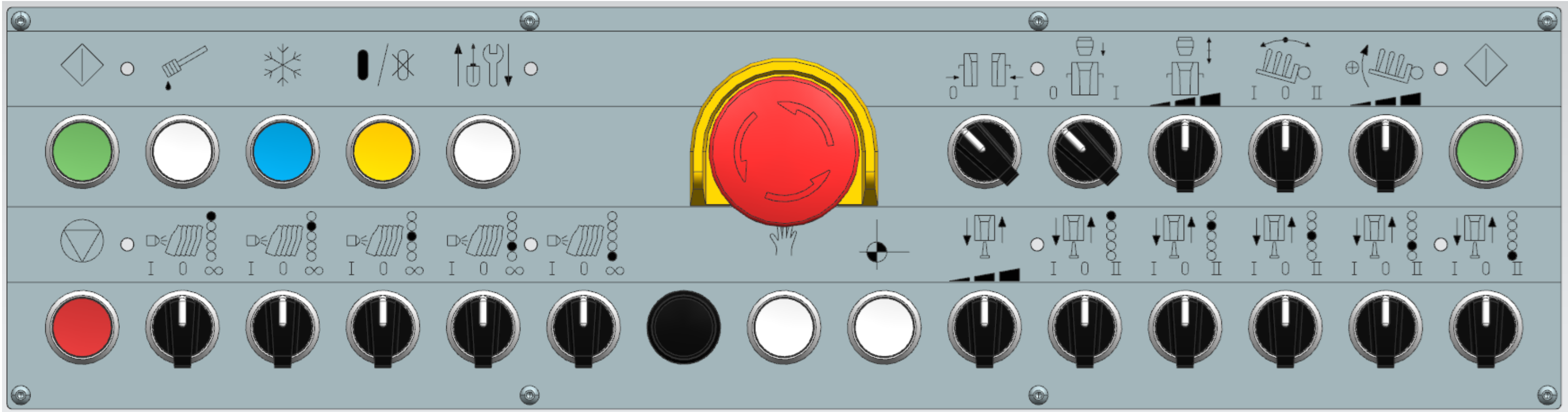


S1  
Blank Mould Side  
Control buttons

		& EFS = S1	
		+ RD1	
		T&T100	Page 132
			Page 61 / 166







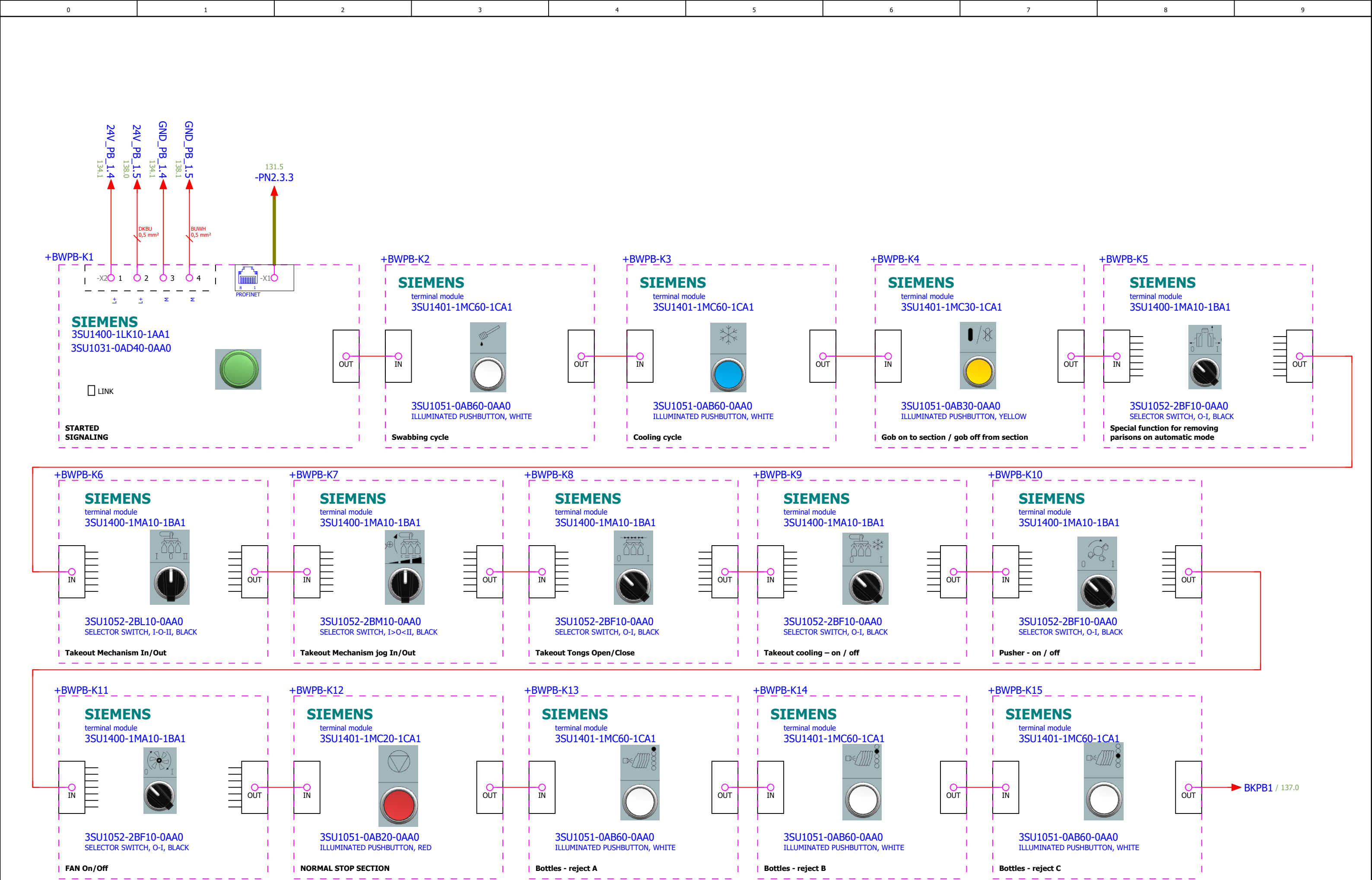
			Date	21.12.2022	T&T 100 ISX Two section drive panel	
			Ed	Budai Jan		
			Appr			
Modification	Date	Name			Replacement of	Replaced by

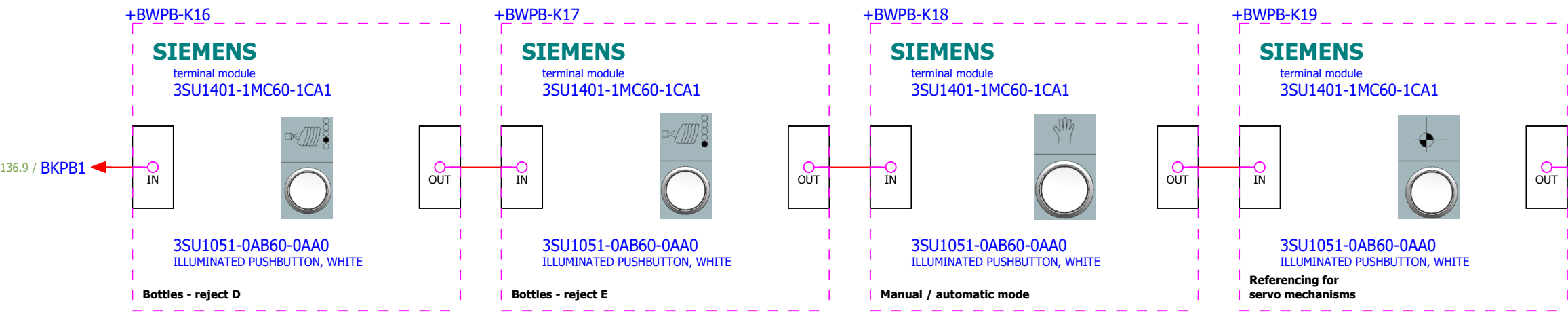


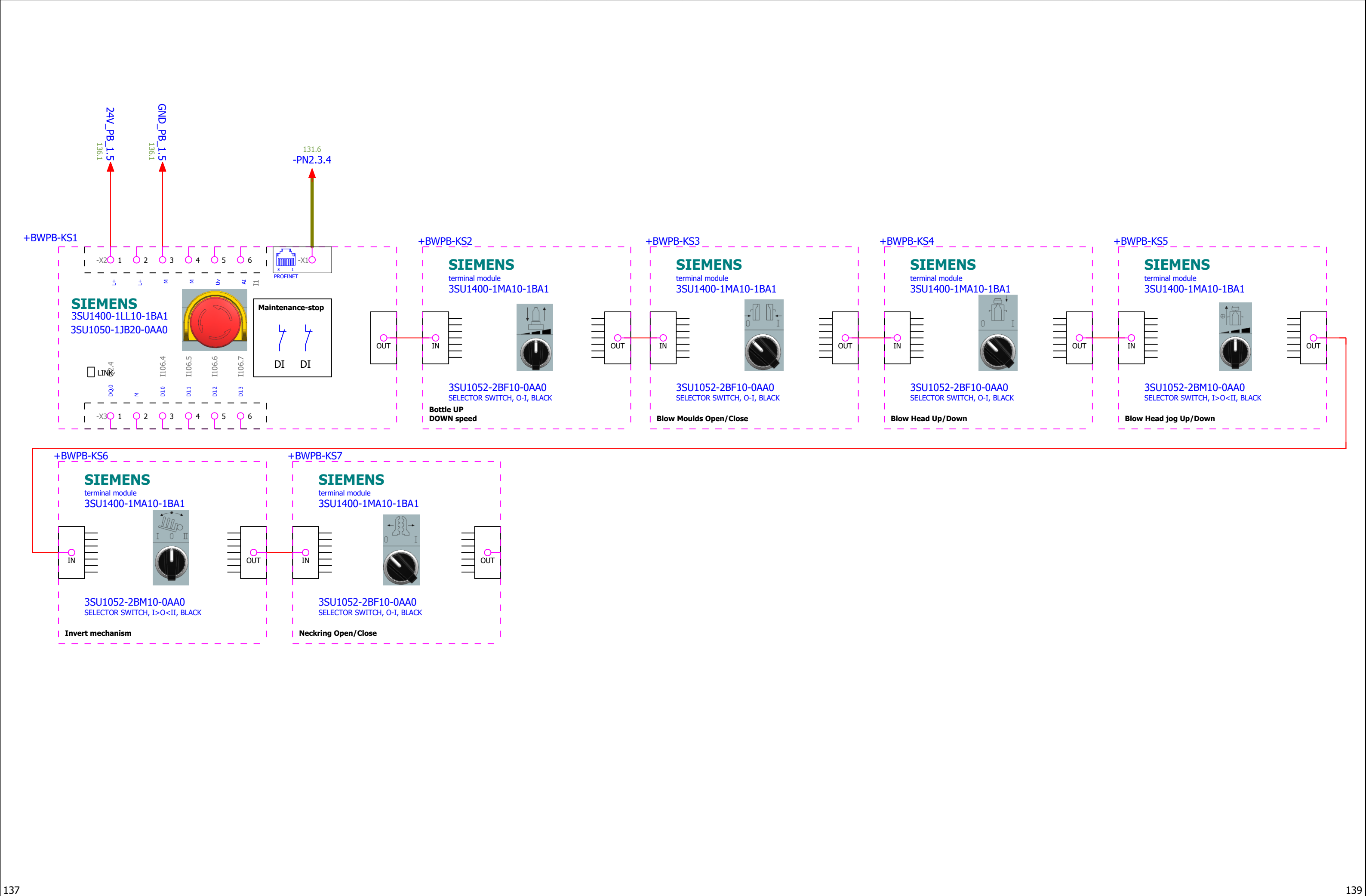
S1  
Blank Mould Side  
Control buttons - Panel layout

		& EFS = S1	
		+ RD1	
		T&T100	Page 135
			Page 64 / 166

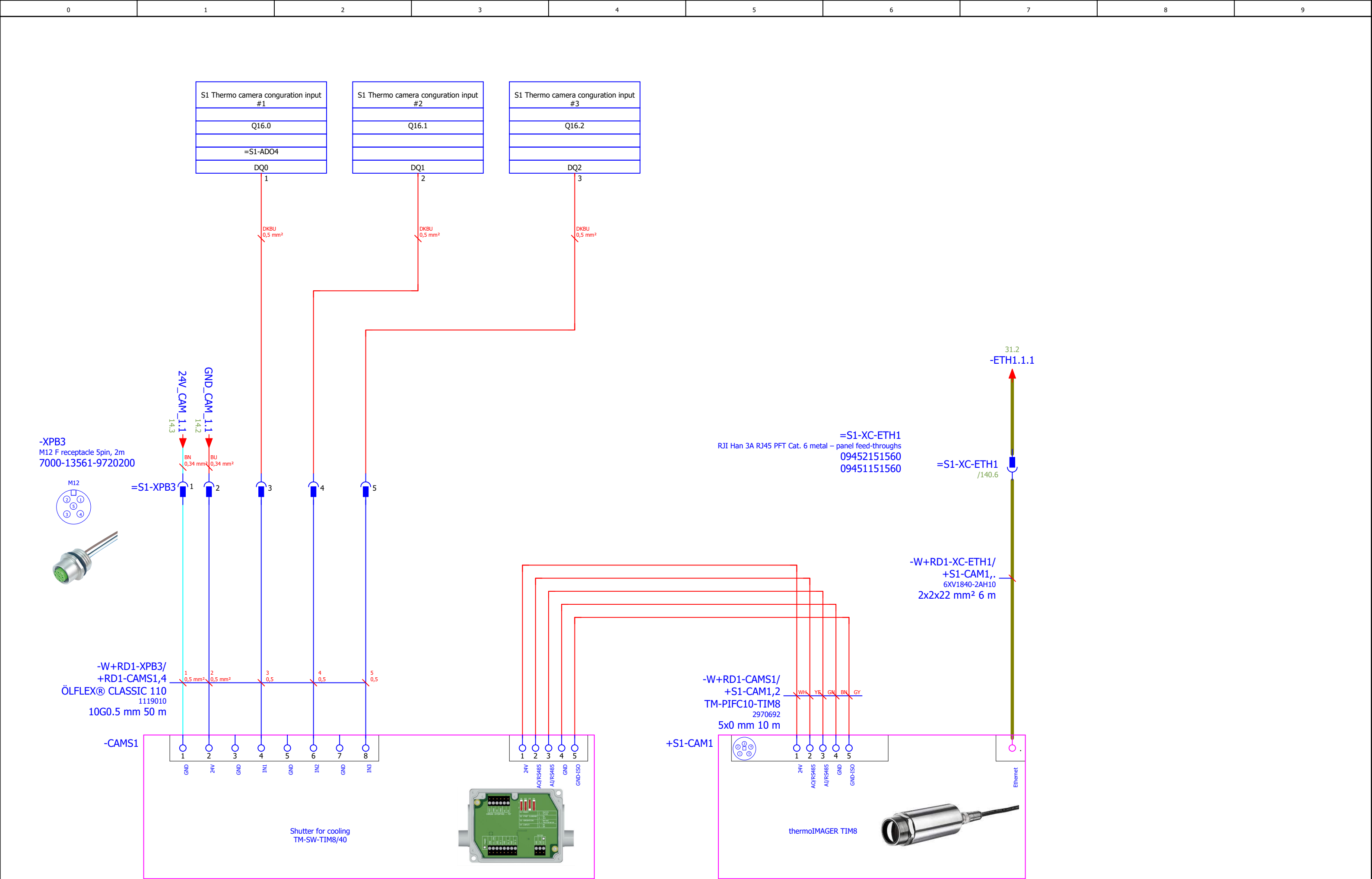


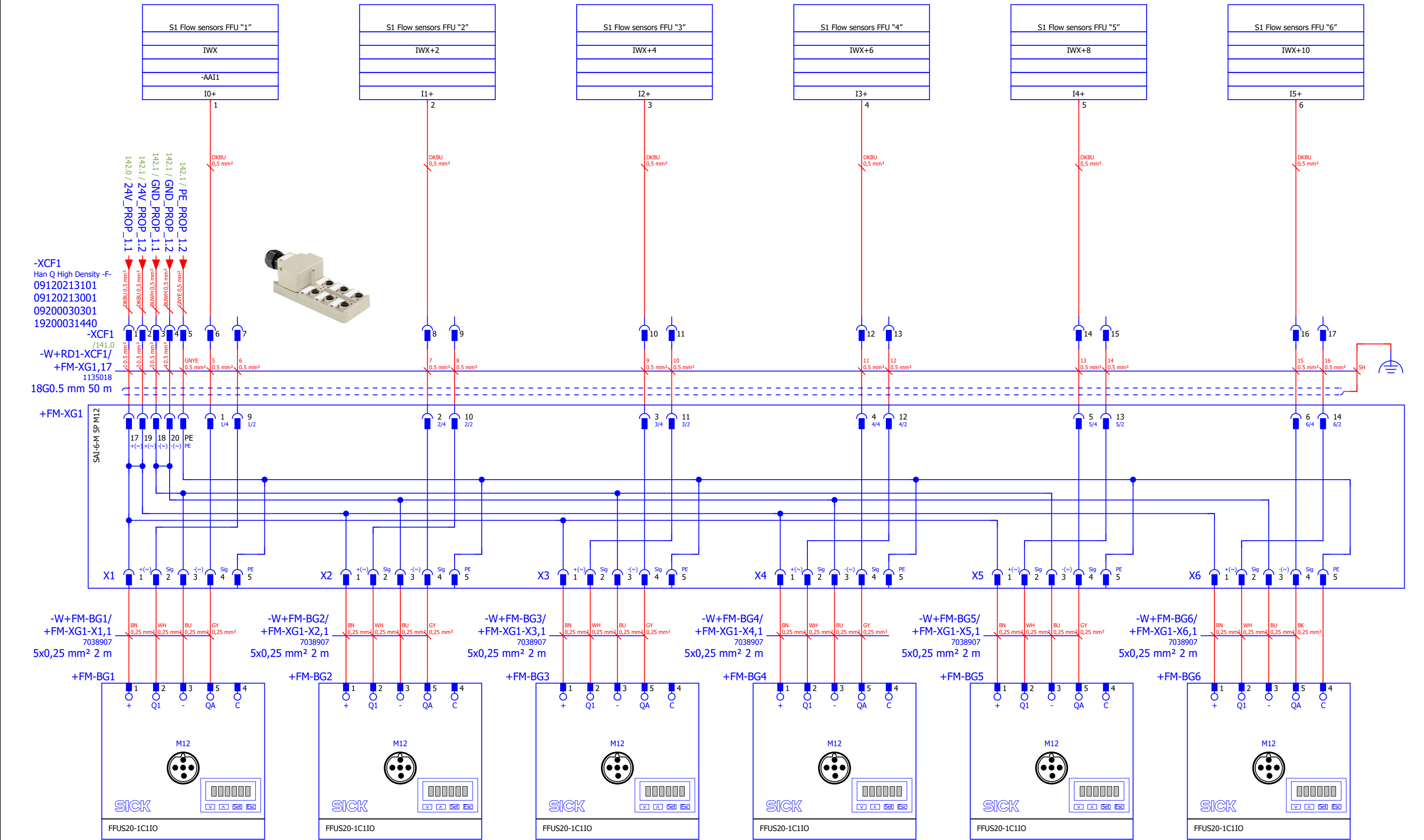






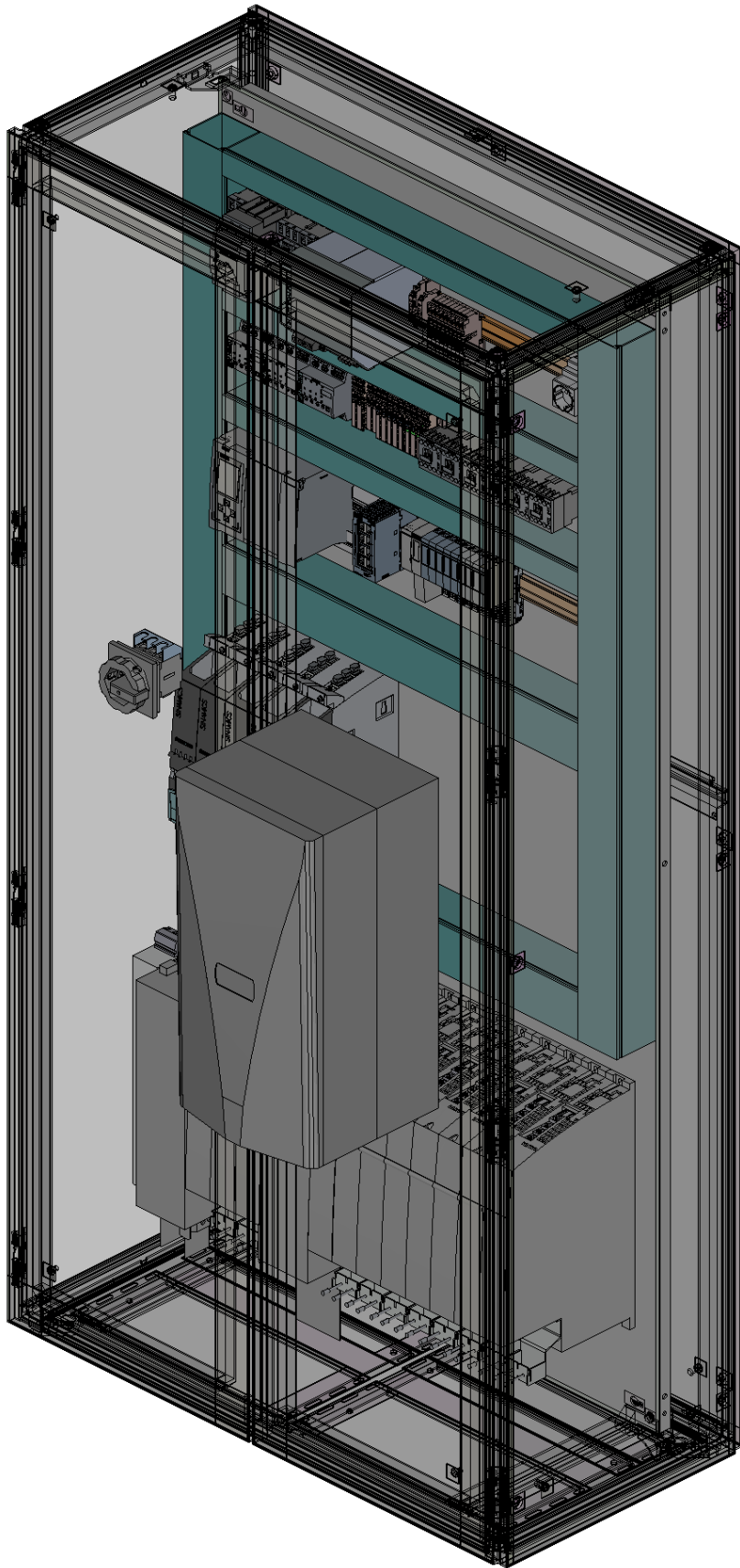
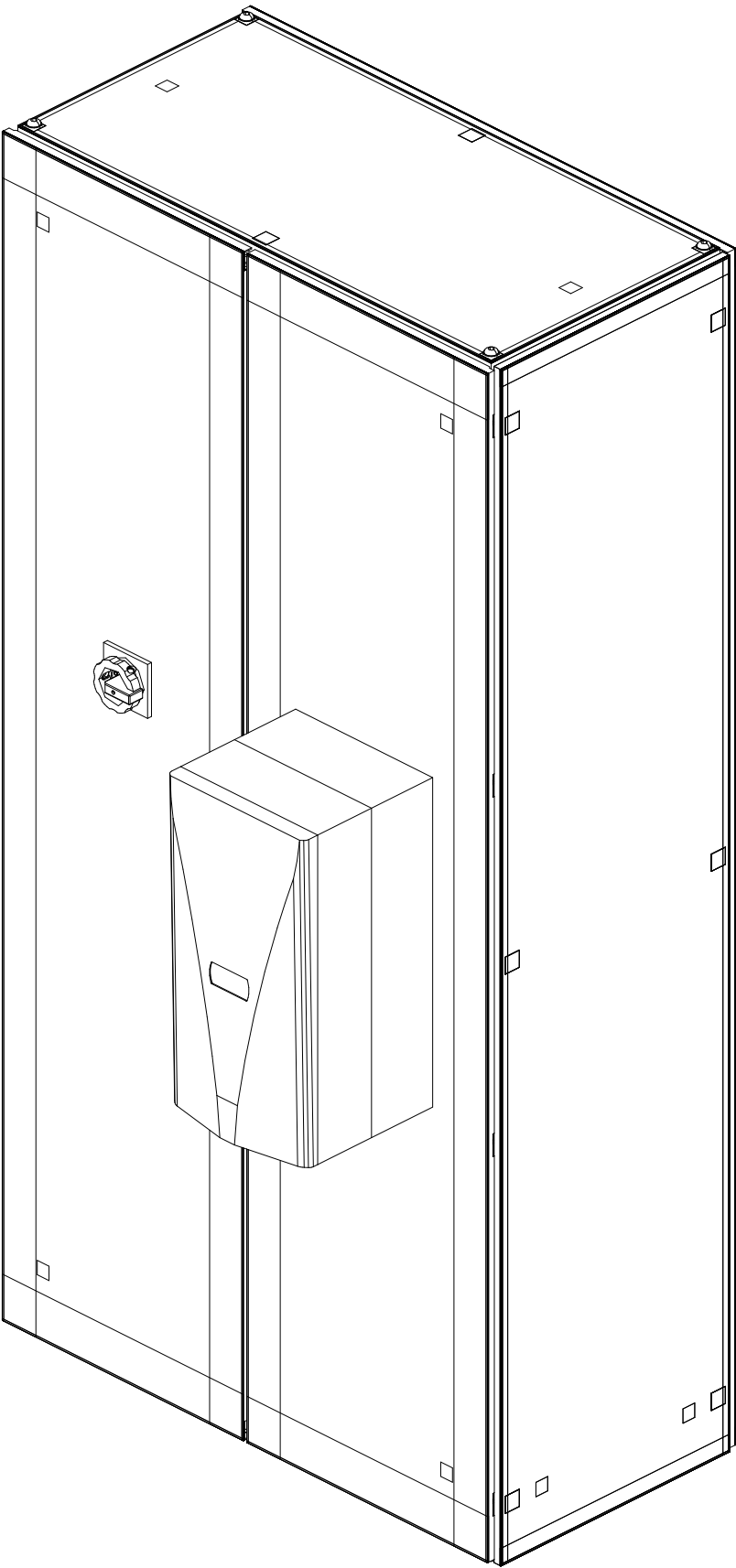






140 S1 Flow sensors FFU "1" S1 Flow sensors FFU "2" S1 Flow sensors FFU "3" S1 Flow sensors FFU "4" S1 Flow sensors FFU "5" S1 Flow sensors FFU "6" 142

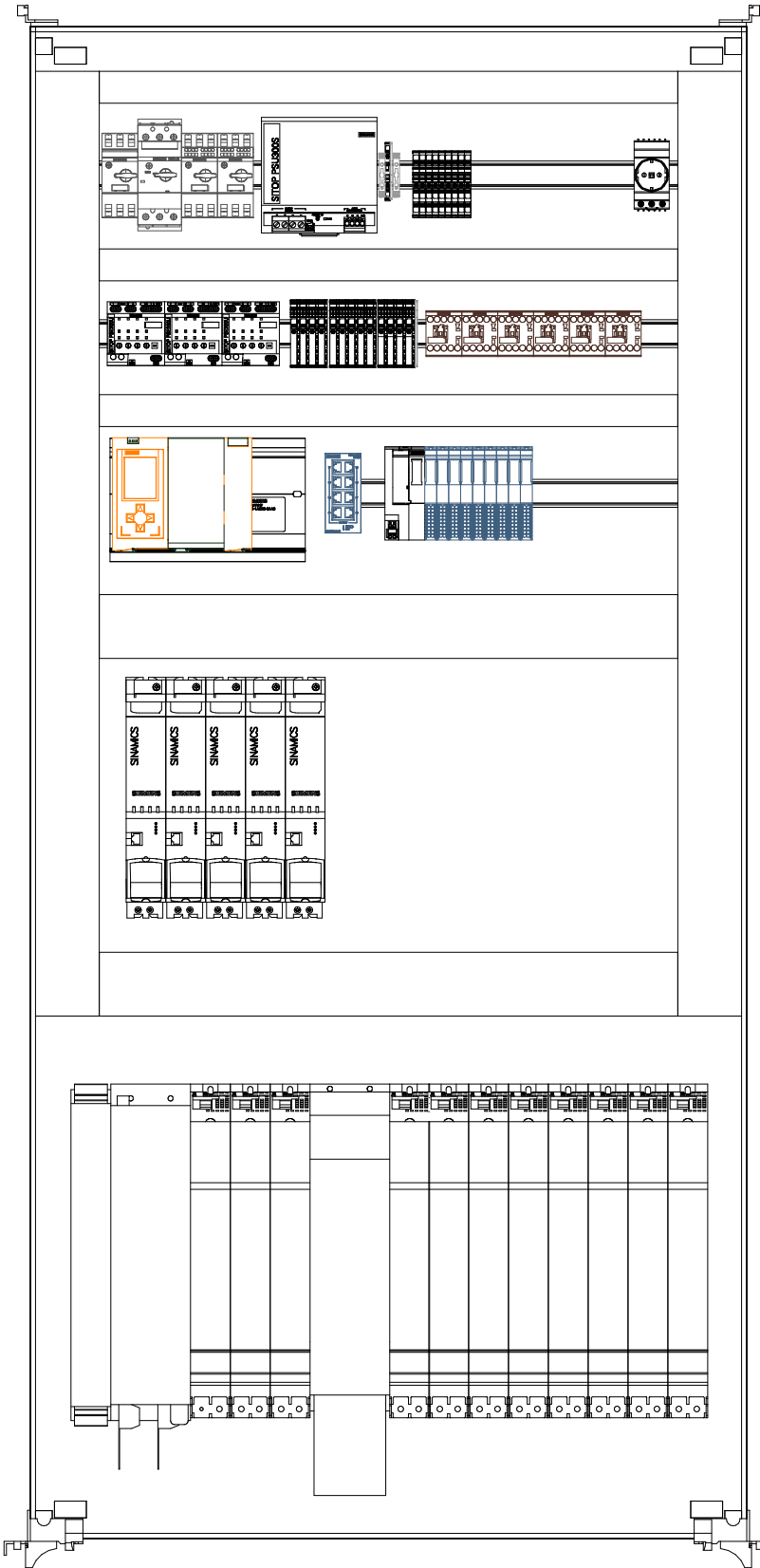


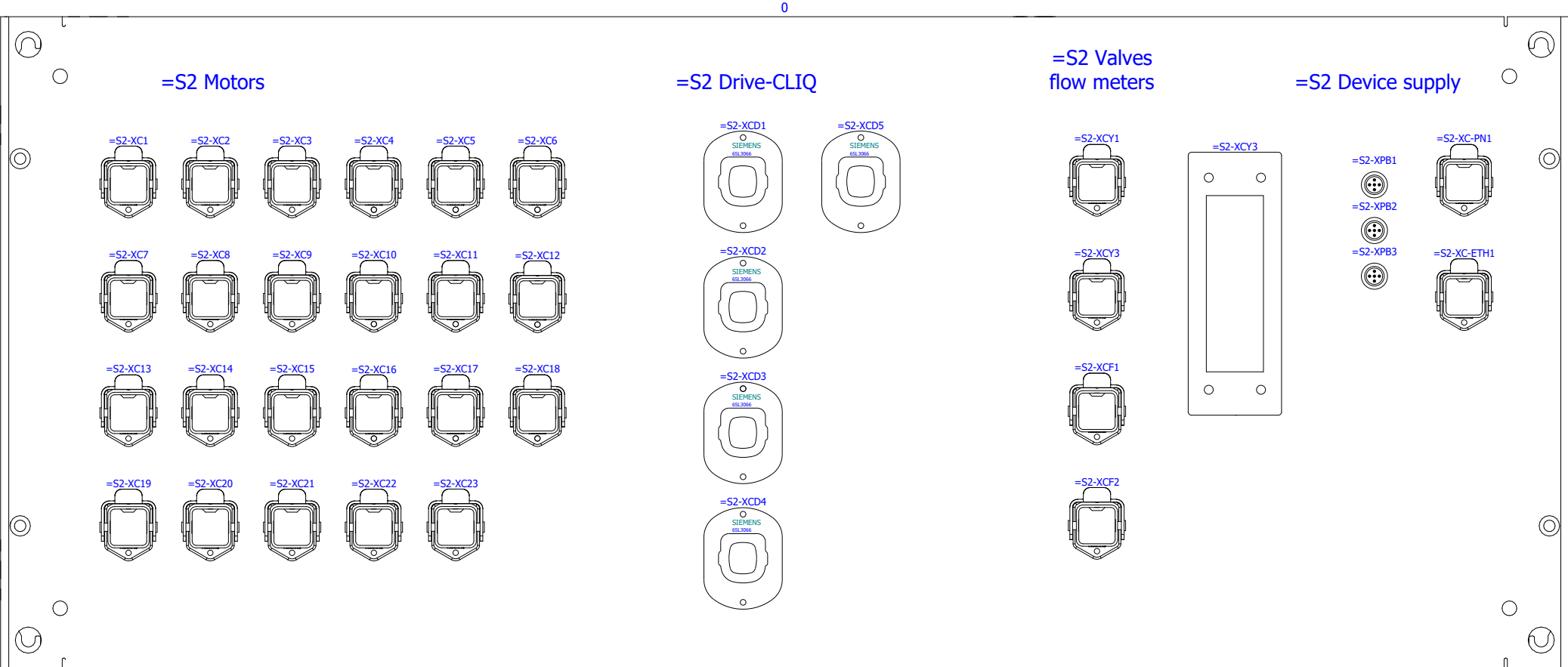


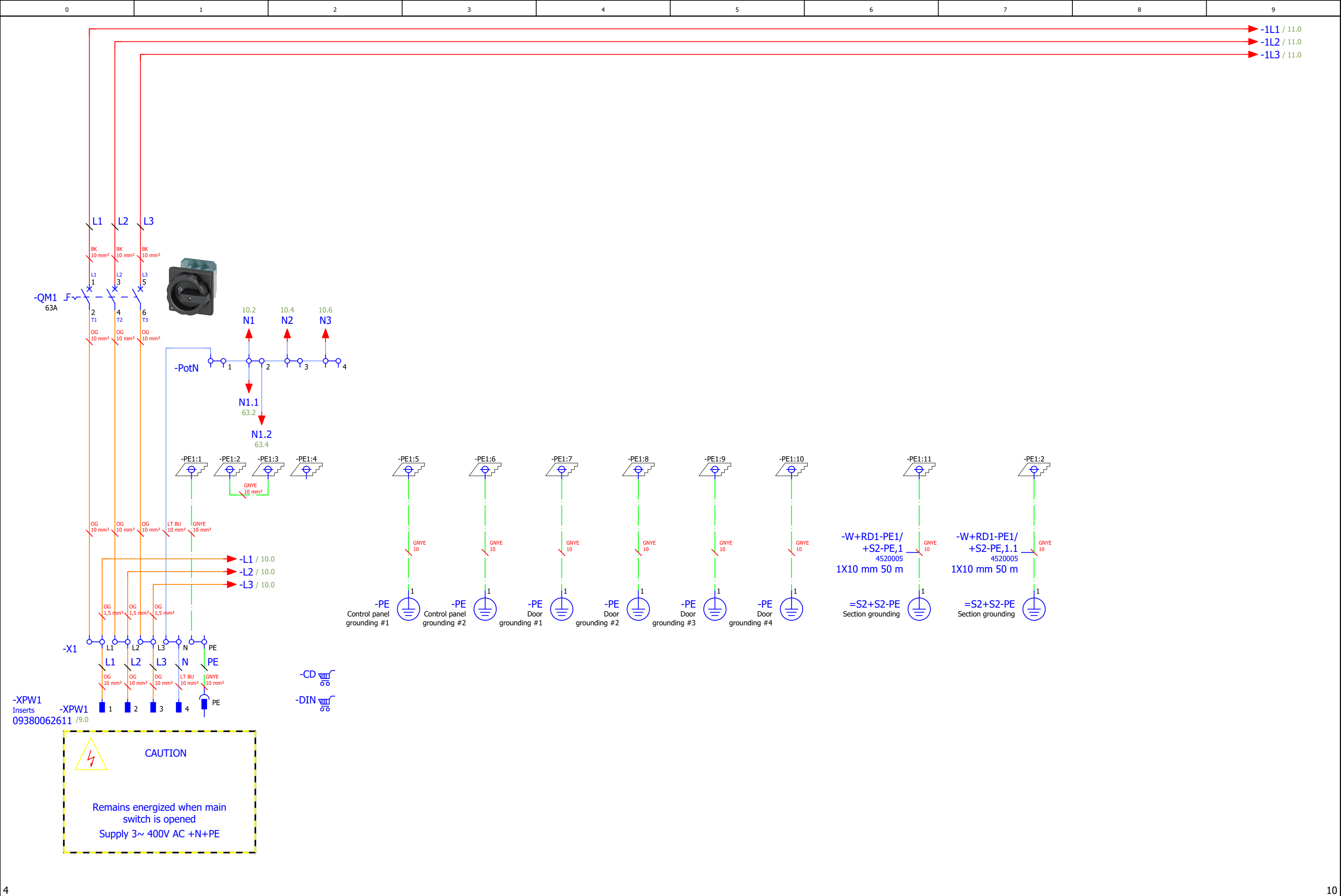
=S1/142



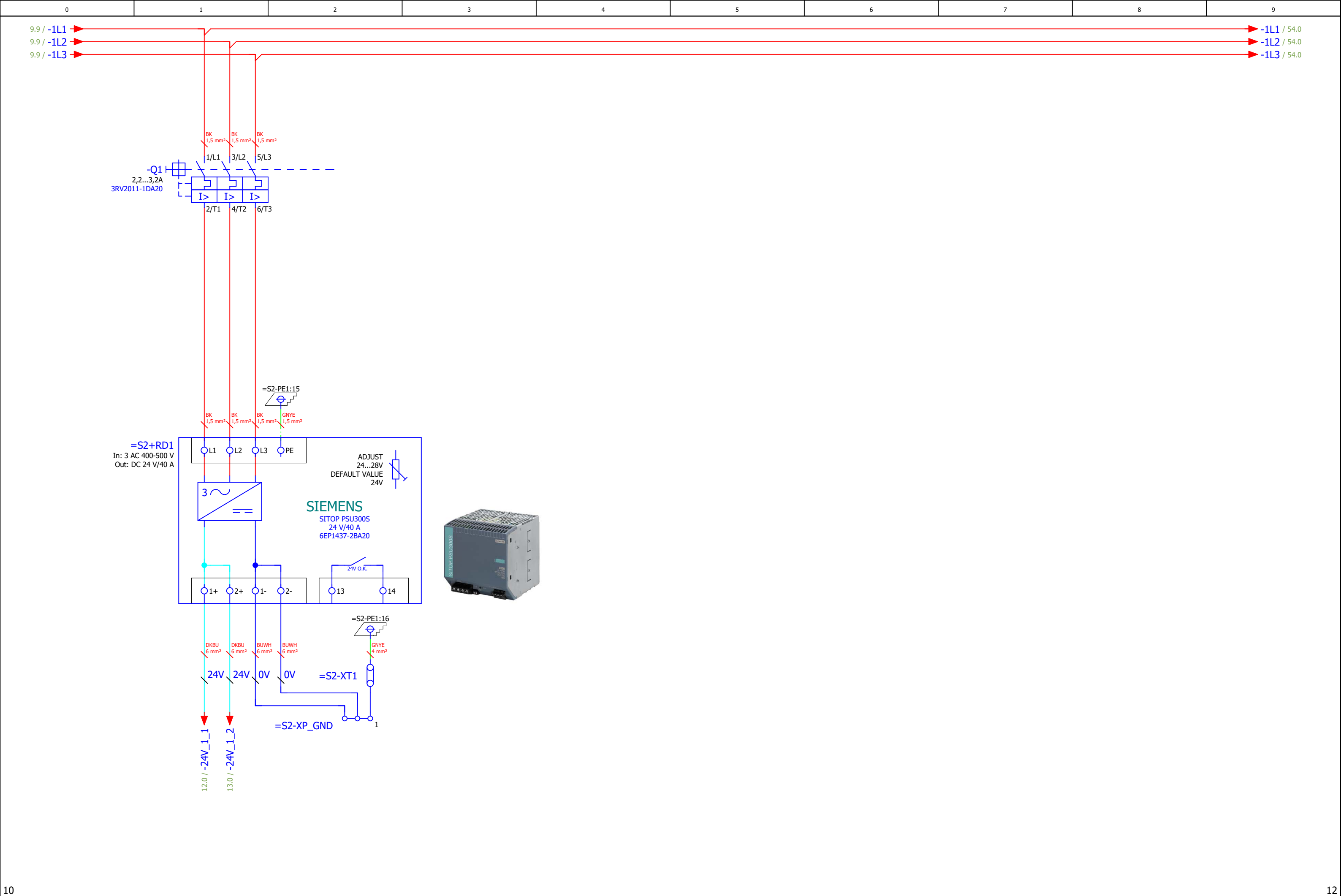


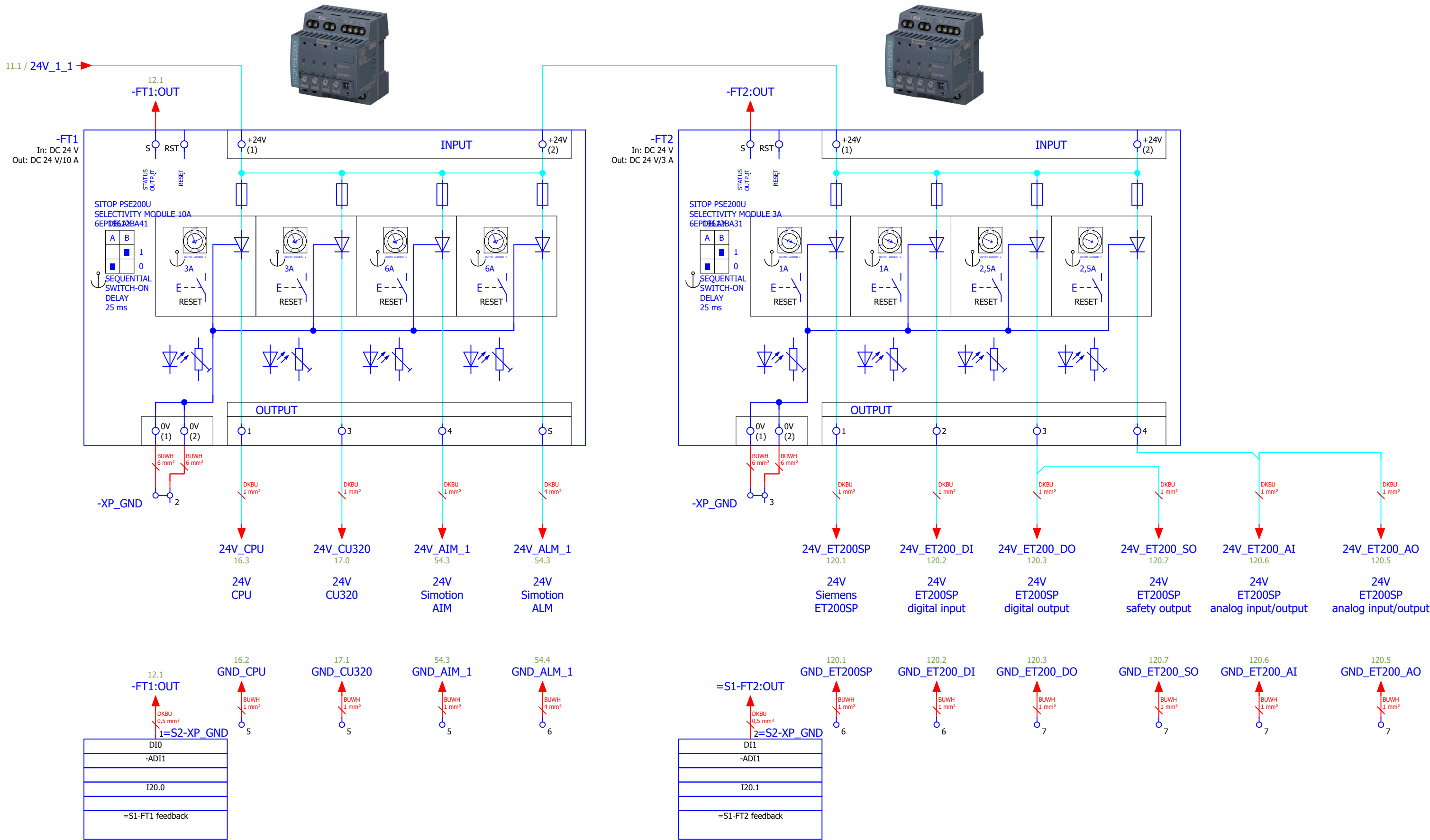






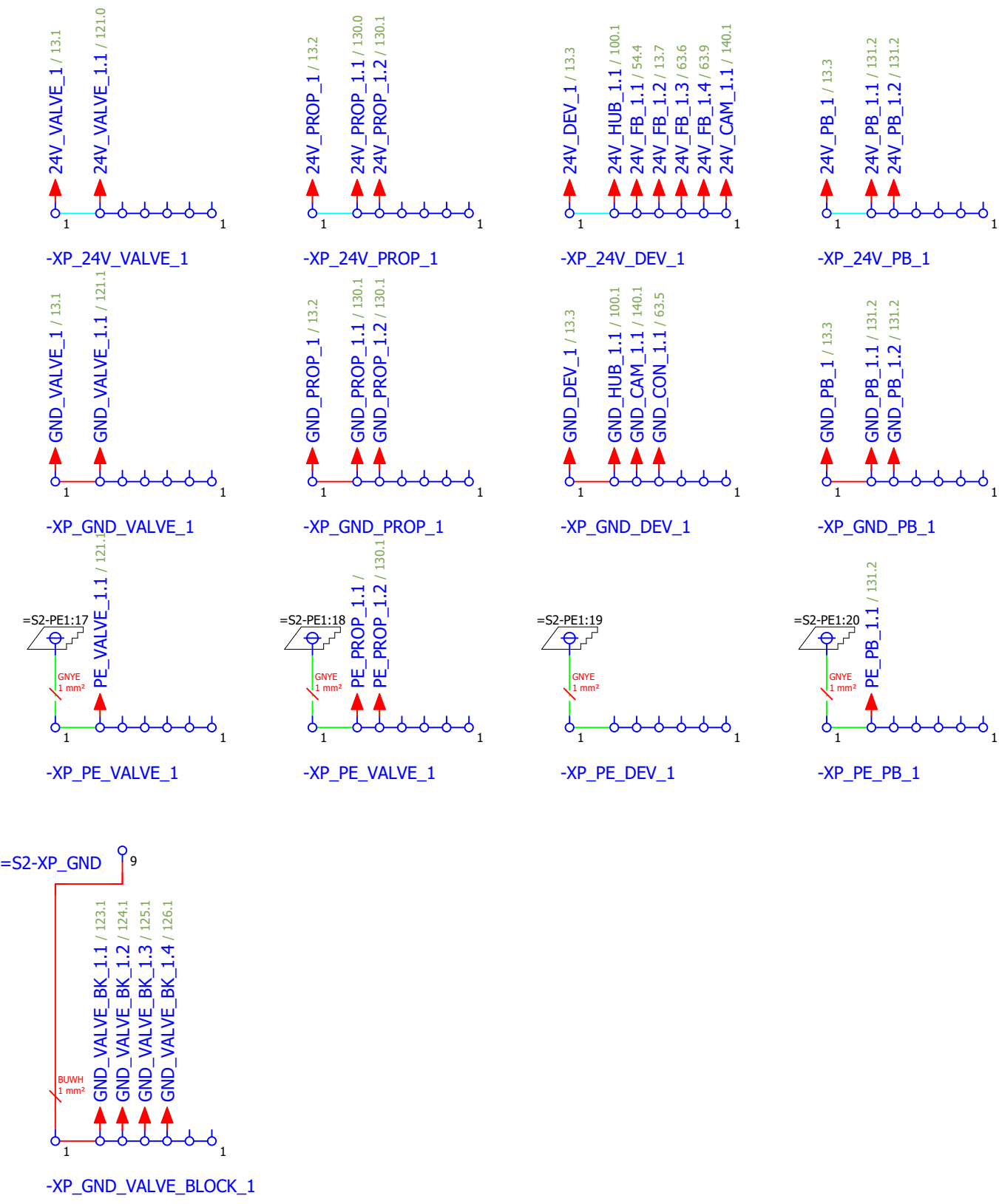





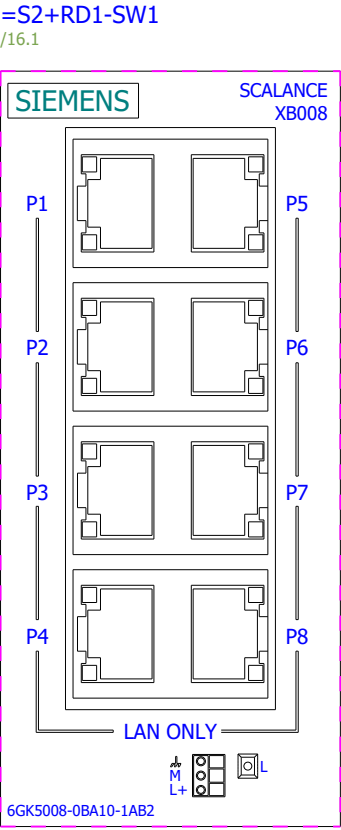
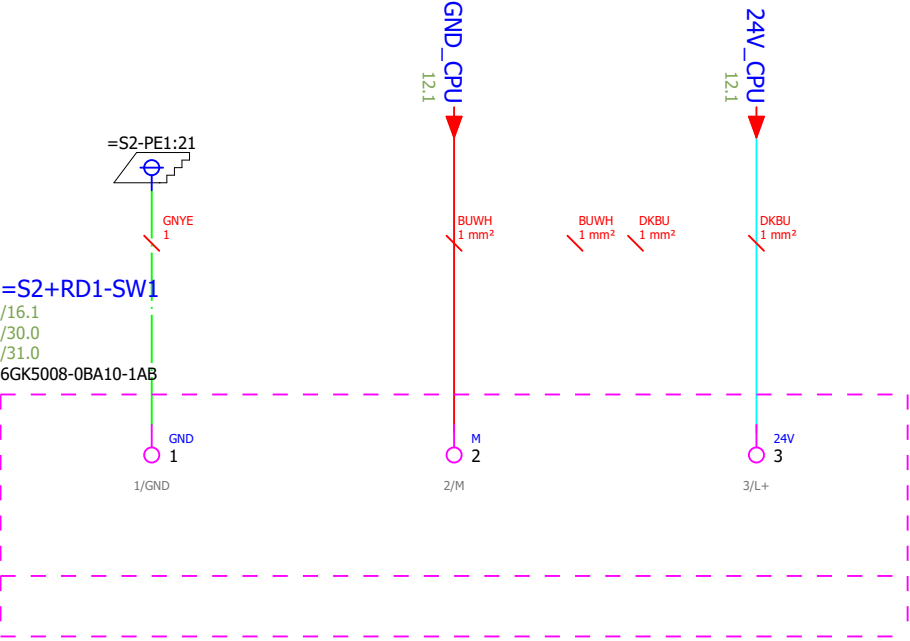


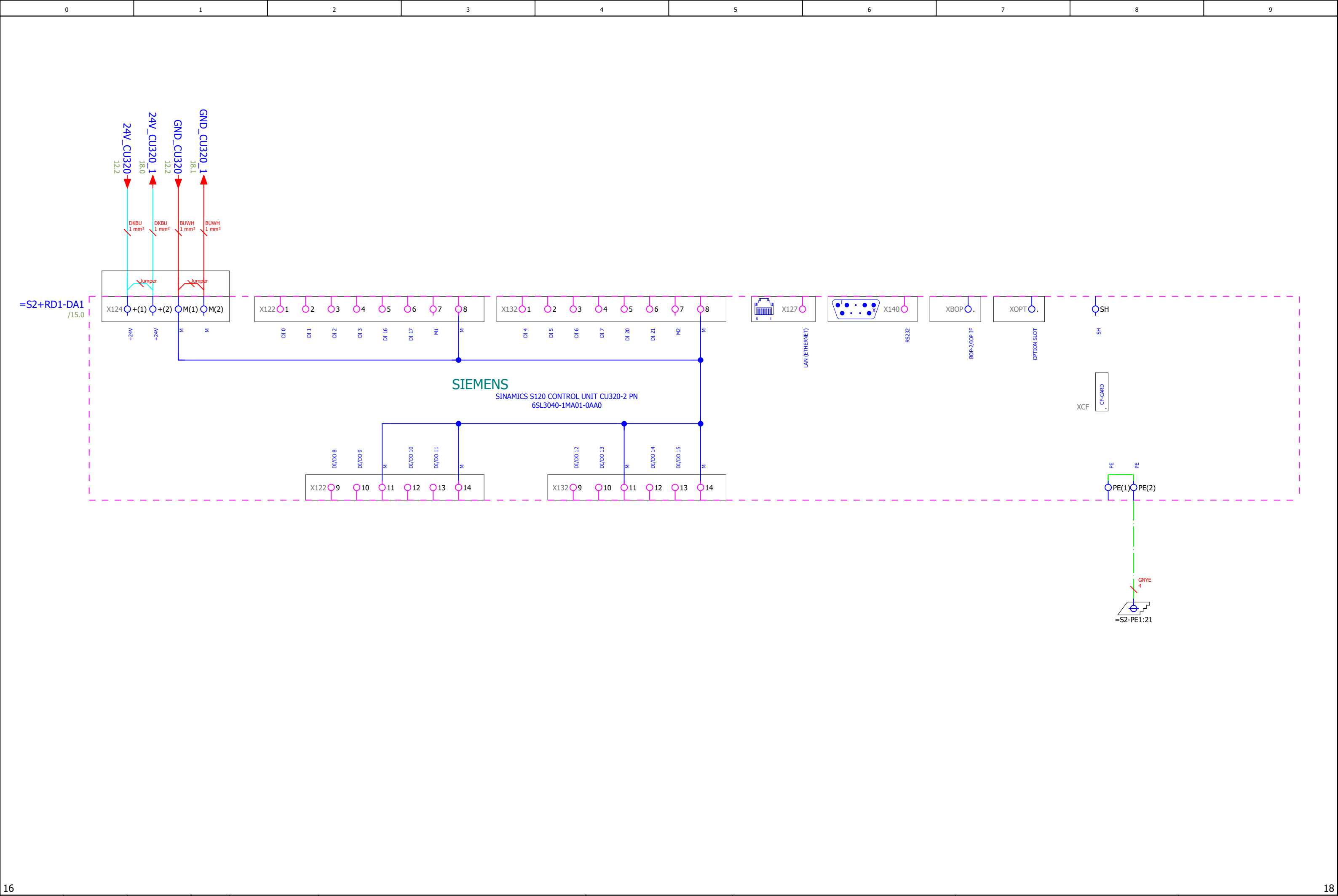




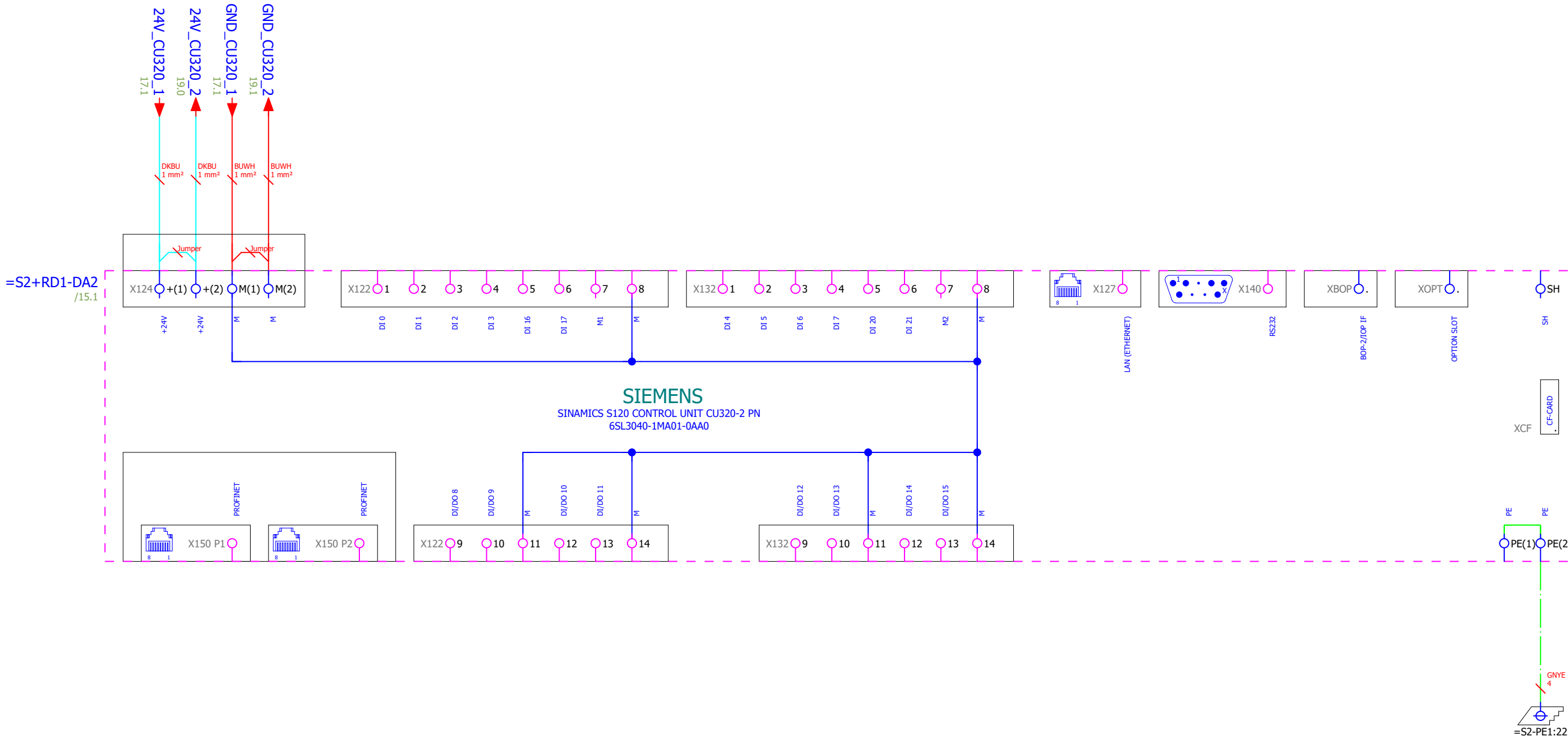






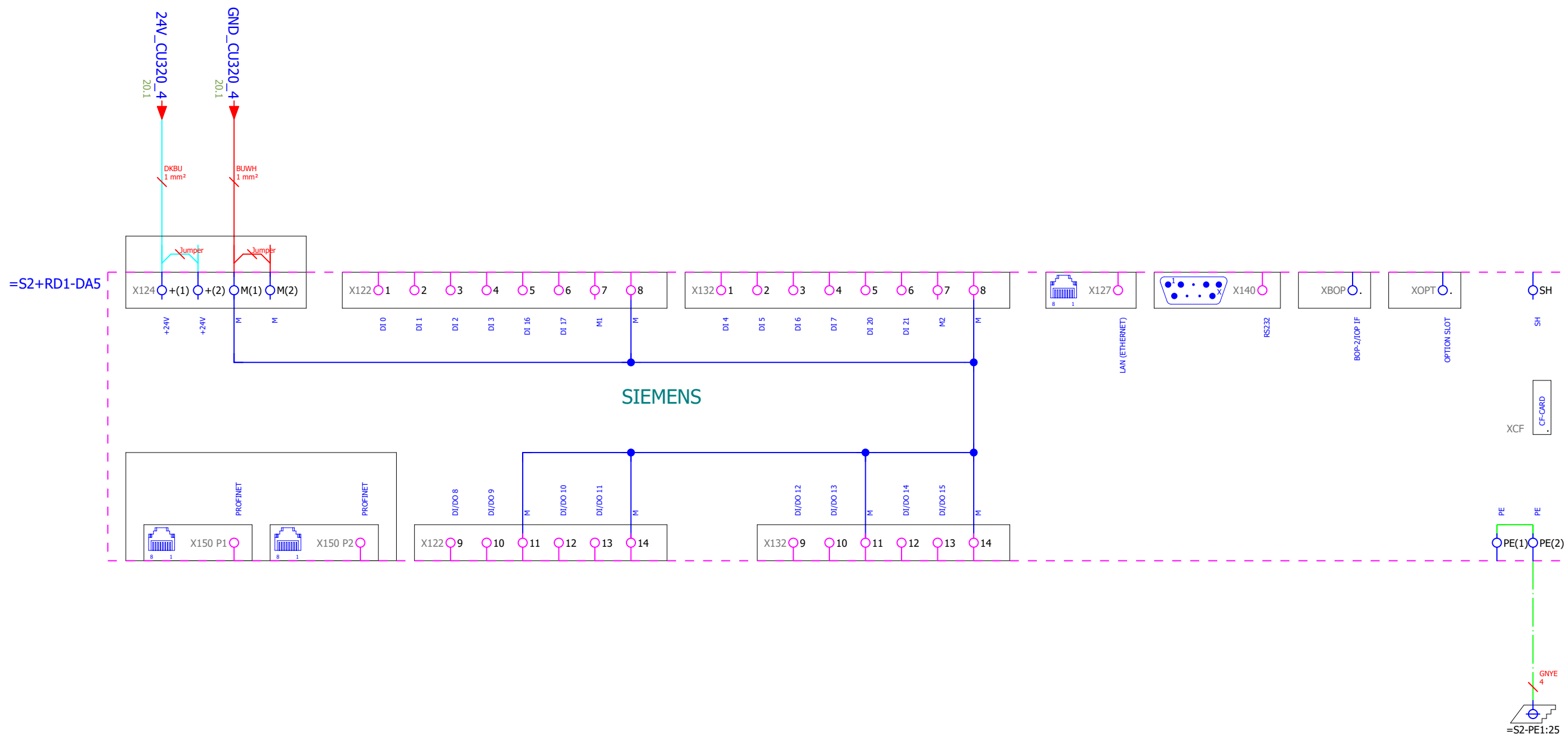


			Date	21.12.2022	T&T 100 ISX Two section drive panel			S2 Control unit CU320-2			& EFS = S2	
			Ed	Budai Jan							+ RD1	
			Appr						ISX - Two section drive panel			
Modification	Date	Name			Replacement of	Replaced by			T&T100		Page 84 / 166	



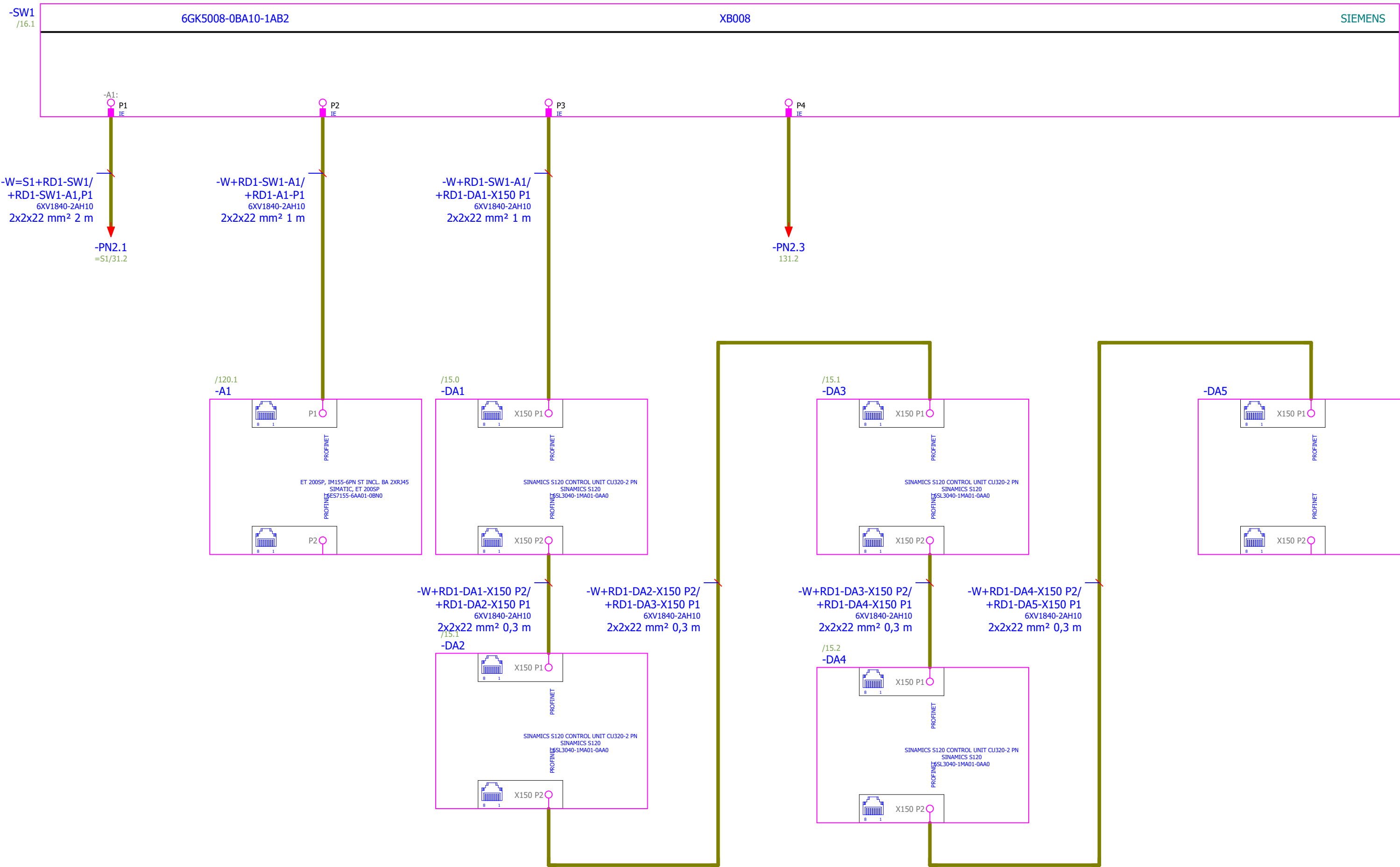


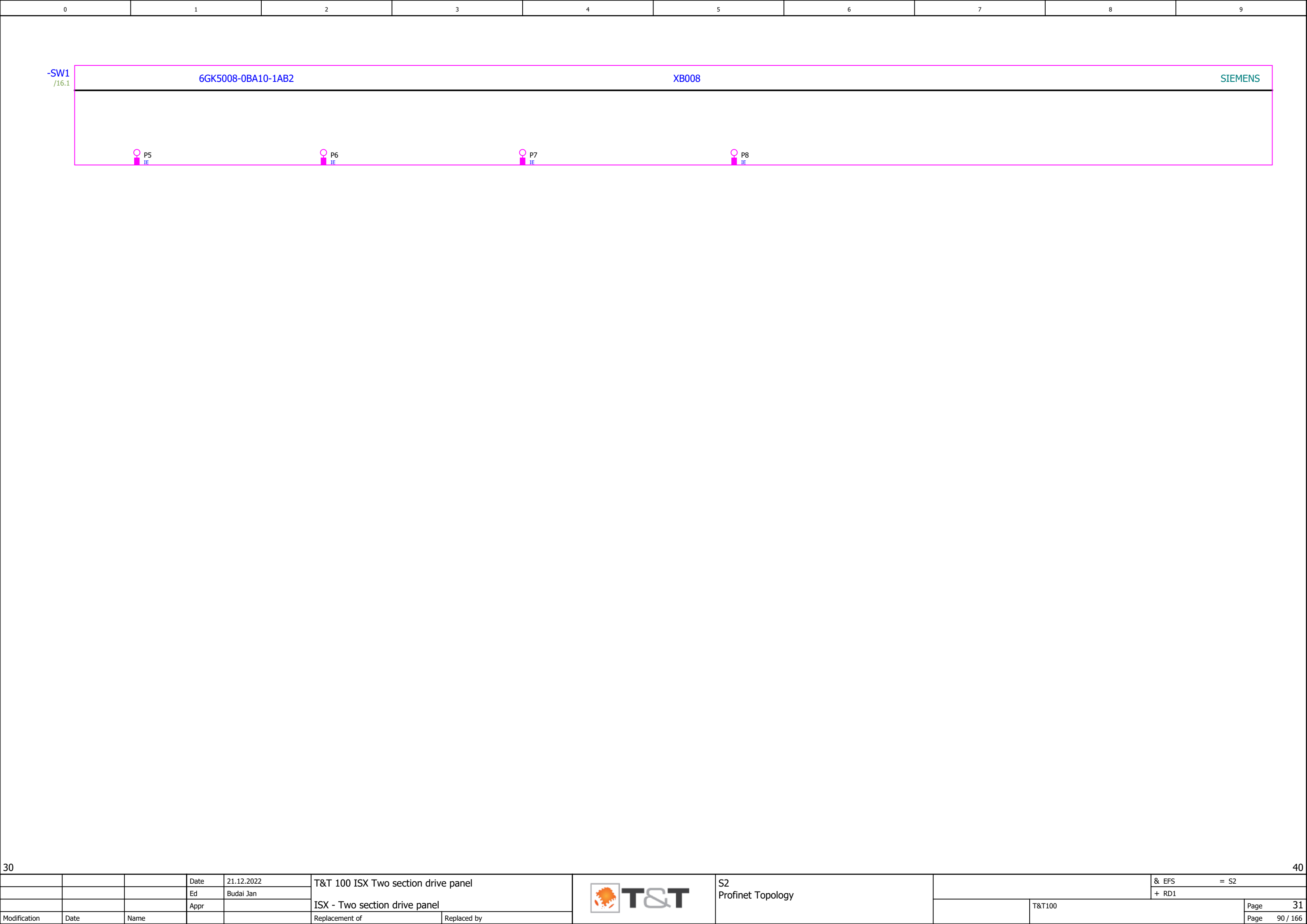




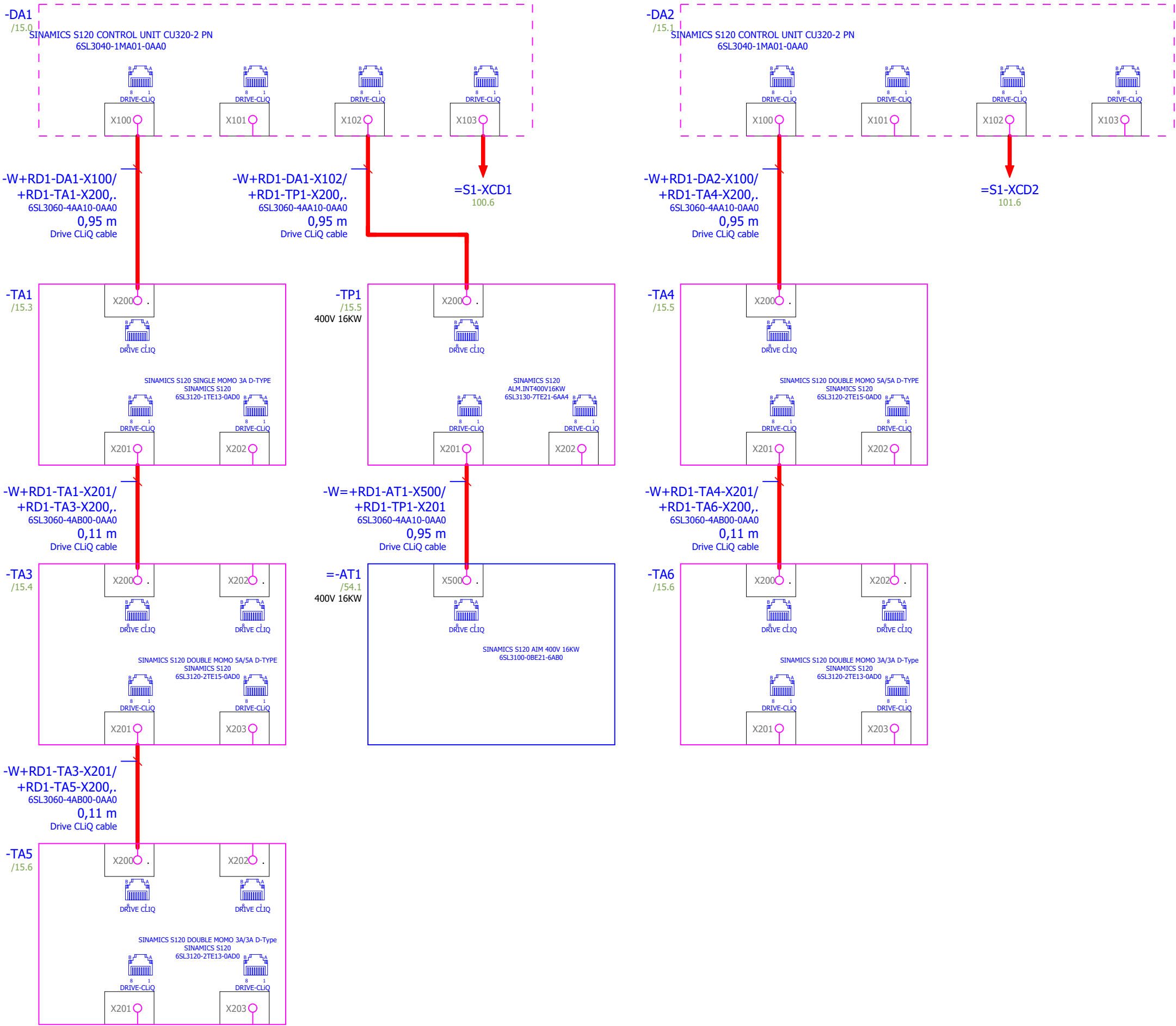
			Date	21.12.2022	T&T 100 ISX Two section drive panel			S2 Control unit CU320-2			& EFS = S2	
			Ed	Budai Jan							+ RD1	
			Appr						ISX - Two section drive panel			T&T100
Modification	Date	Name			Replacement of	Replaced by				Page 88 / 166		



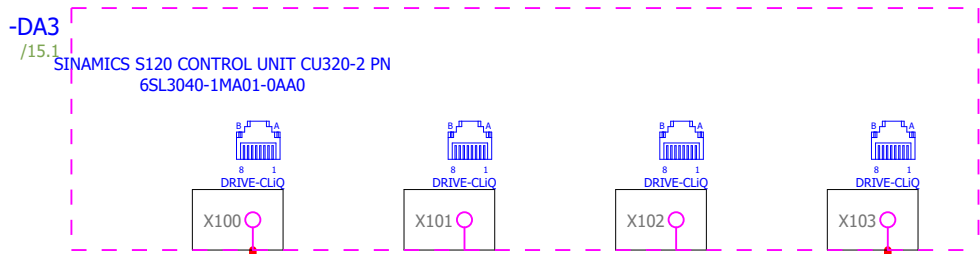




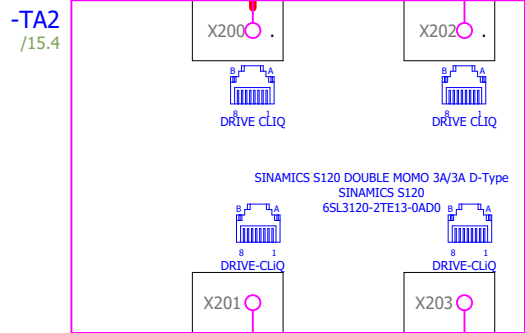
			Date	21.12.2022	T&T 100 ISX Two section drive panel			S2 Profinet Topology			& EFS = S2	
		Ed	Budai Jan	+ RD1								
		Appr		ISX - Two section drive panel								
Modification	Date	Name			Replacement of	Replaced by			T&T100	Page 31	Page 90 / 166	



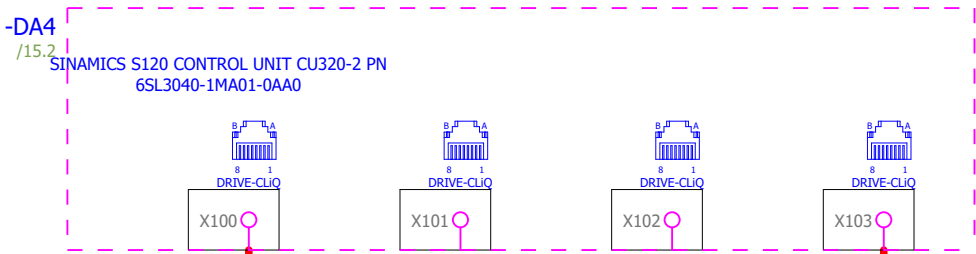
			Date	21.12.2022	T&T 100 ISX Two section drive panel  ISX - Two section drive panel			S2 DRIVE-CLiQ Topology			& EFS = S2	
			Ed	Budai Jan							+ RD1	
			Appr									
Modification	Date	Name			Replacement of	Replaced by				T&T100	Page 40	Page 91 / 166



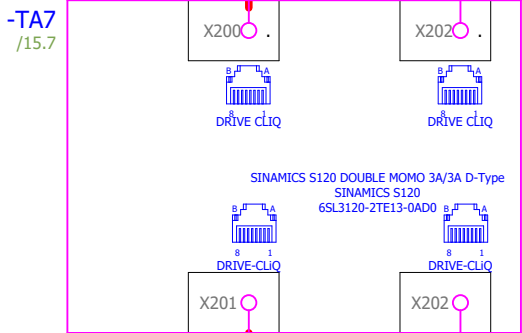
-W+RD1-DA3-X100/  
+RD1-TA2-X200,.  
6SL3060-4AA10-0AA0  
0,95 m  
Drive CLiQ cable



=S1-XCD3  
102.6

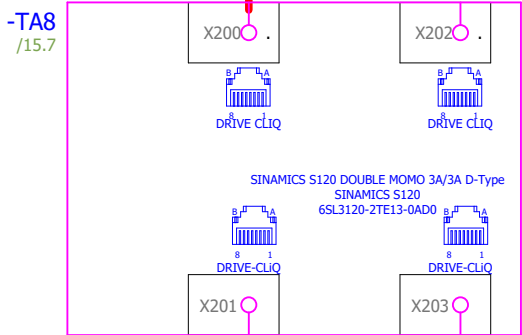


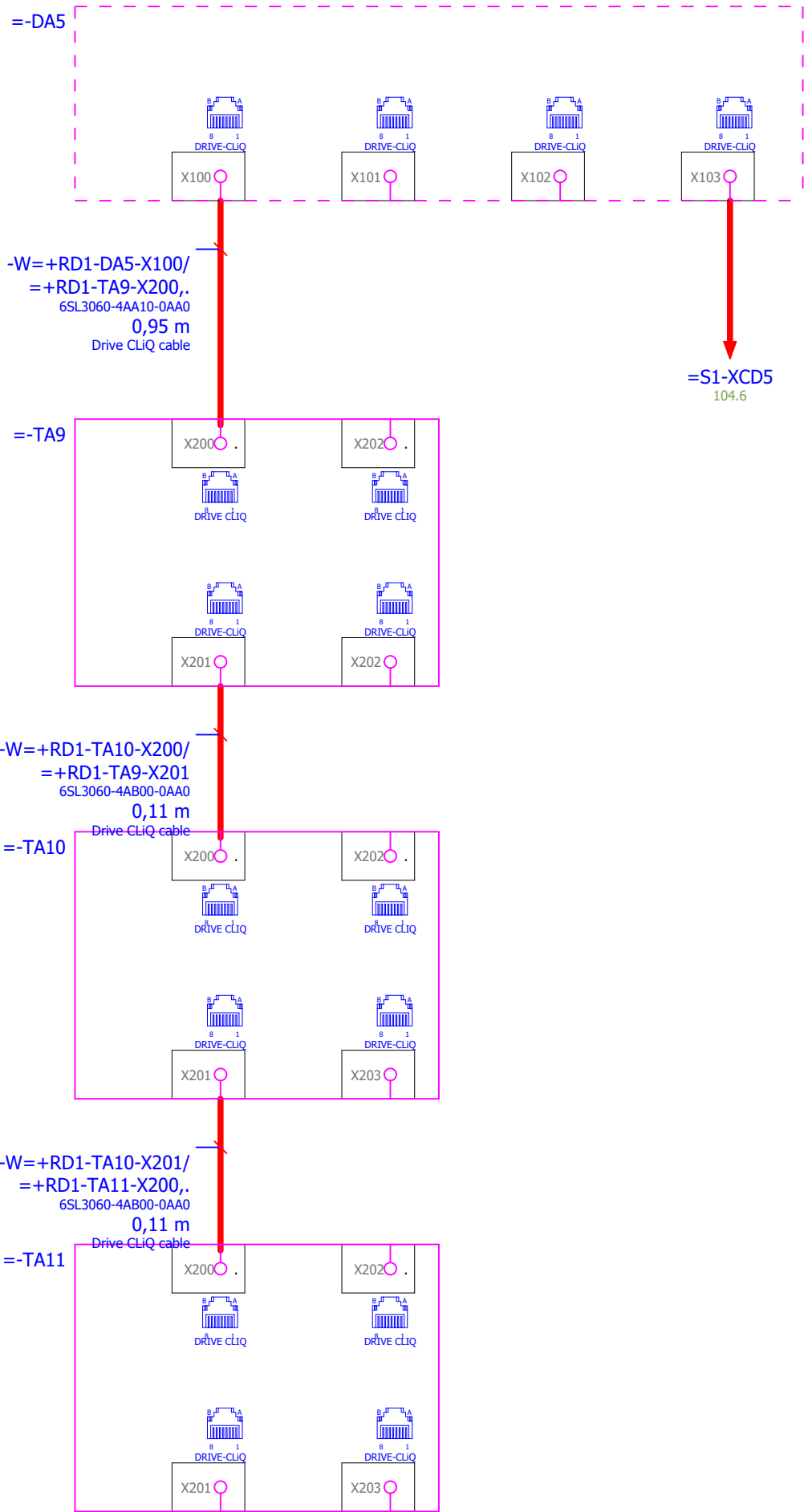
-W+RD1-DA4-X100/  
+RD1-TA7-X200,.  
6SL3060-4AA10-0AA0  
0,95 m  
Drive CLiQ cable



=S1-XCD4  
103.6

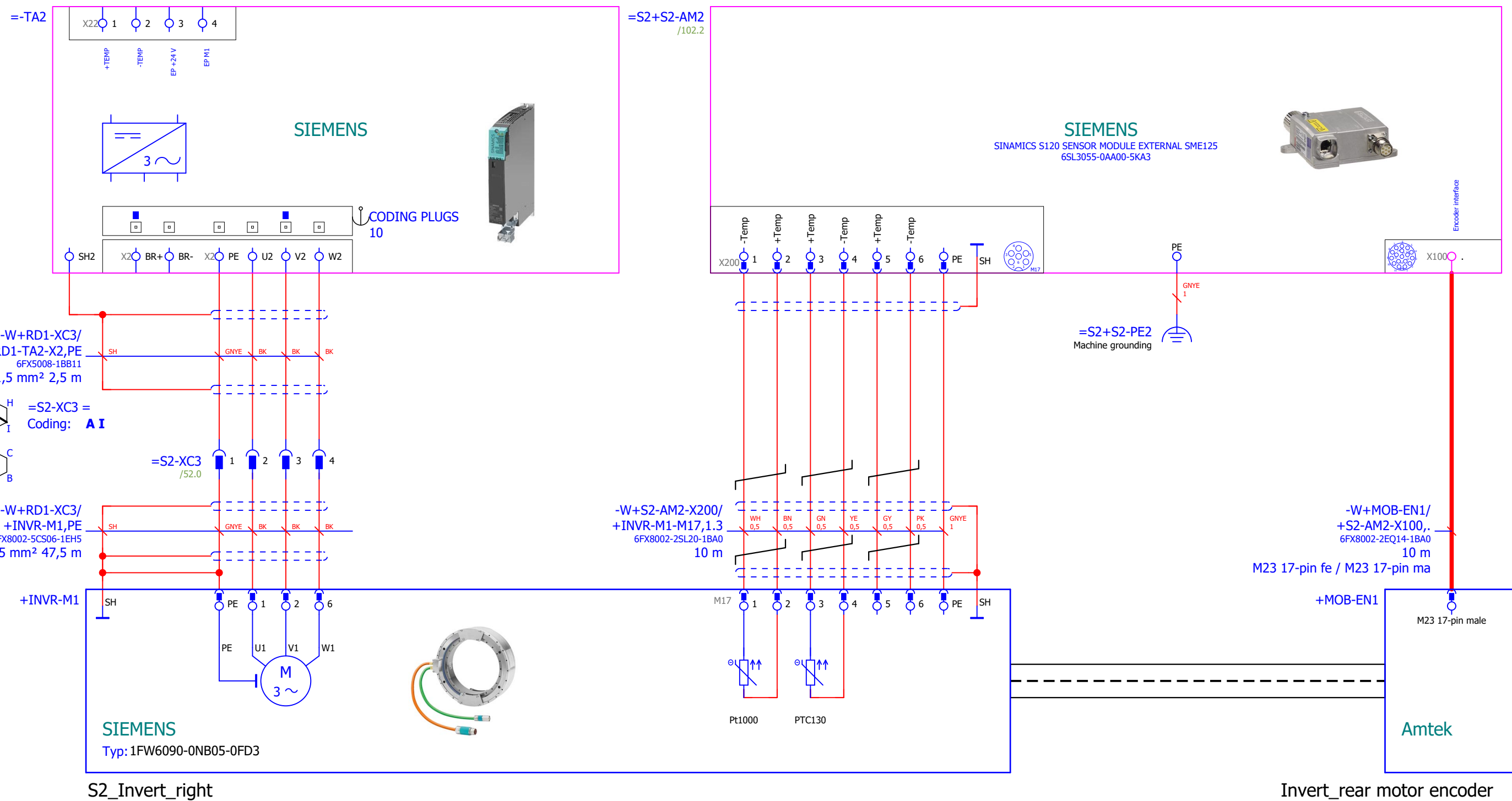
-W+RD1-TA7-X201/  
+RD1-TA8-X200,.  
6SL3060-4AB00-0AA0  
0,11 m  
Drive CLiQ cable







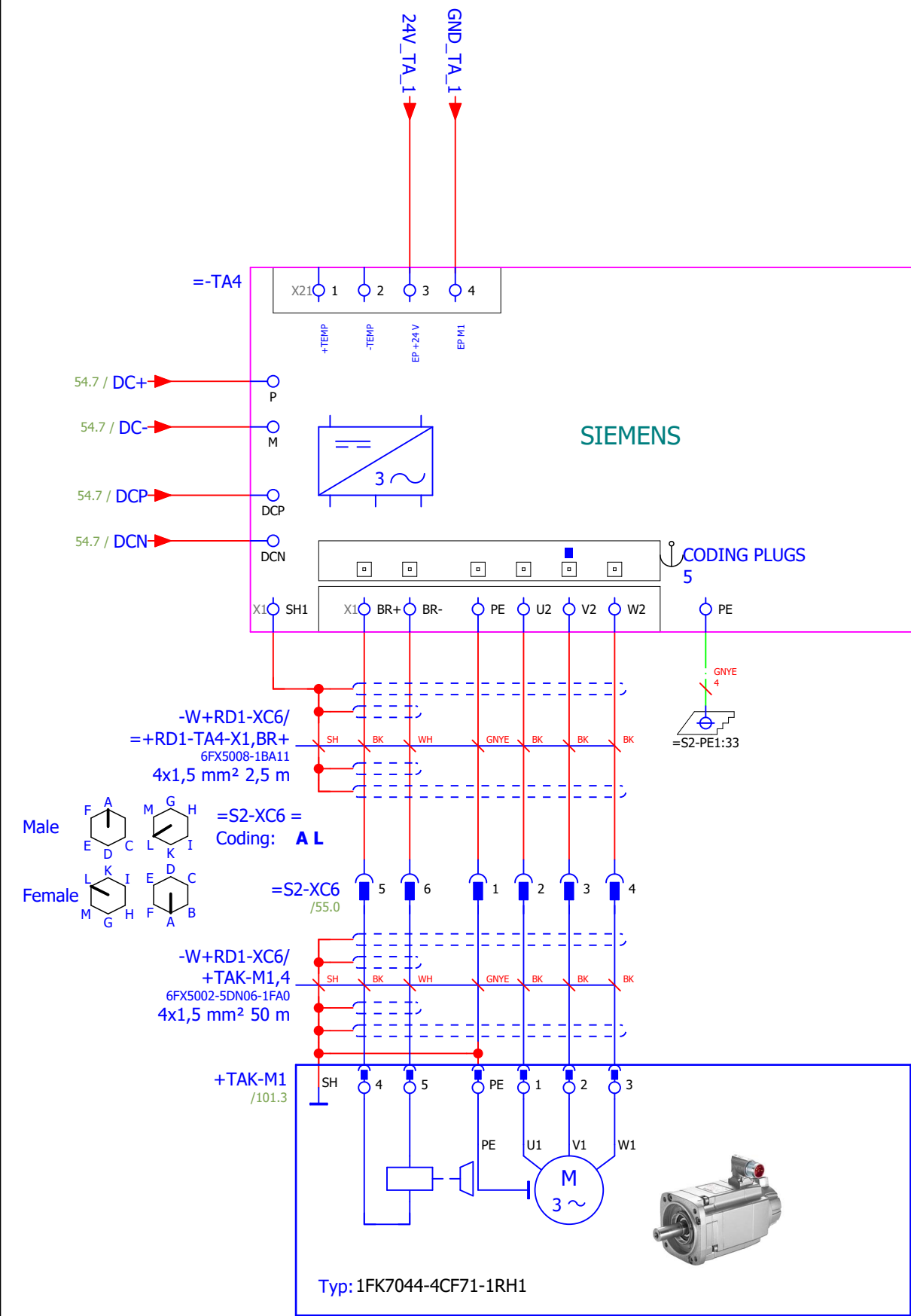




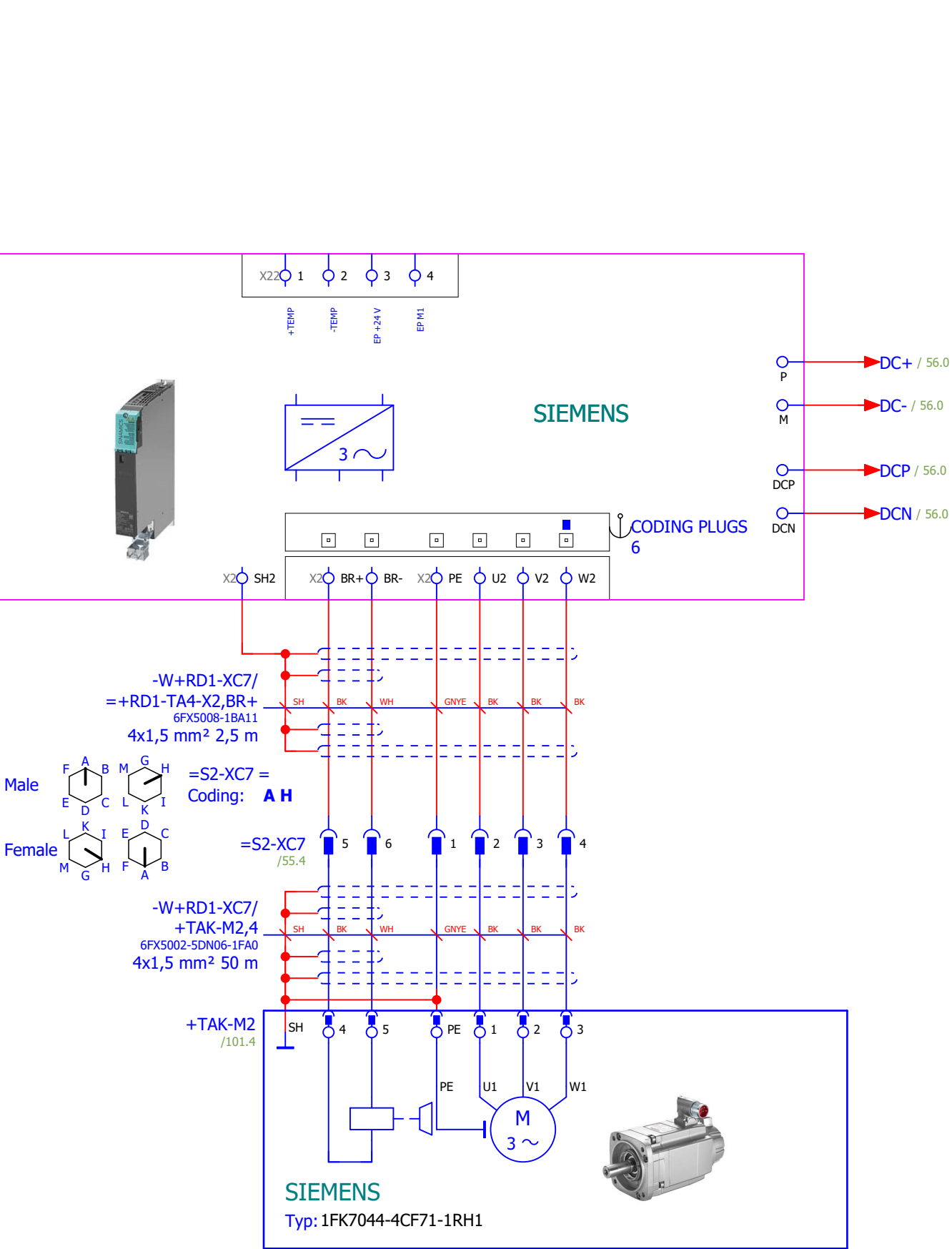




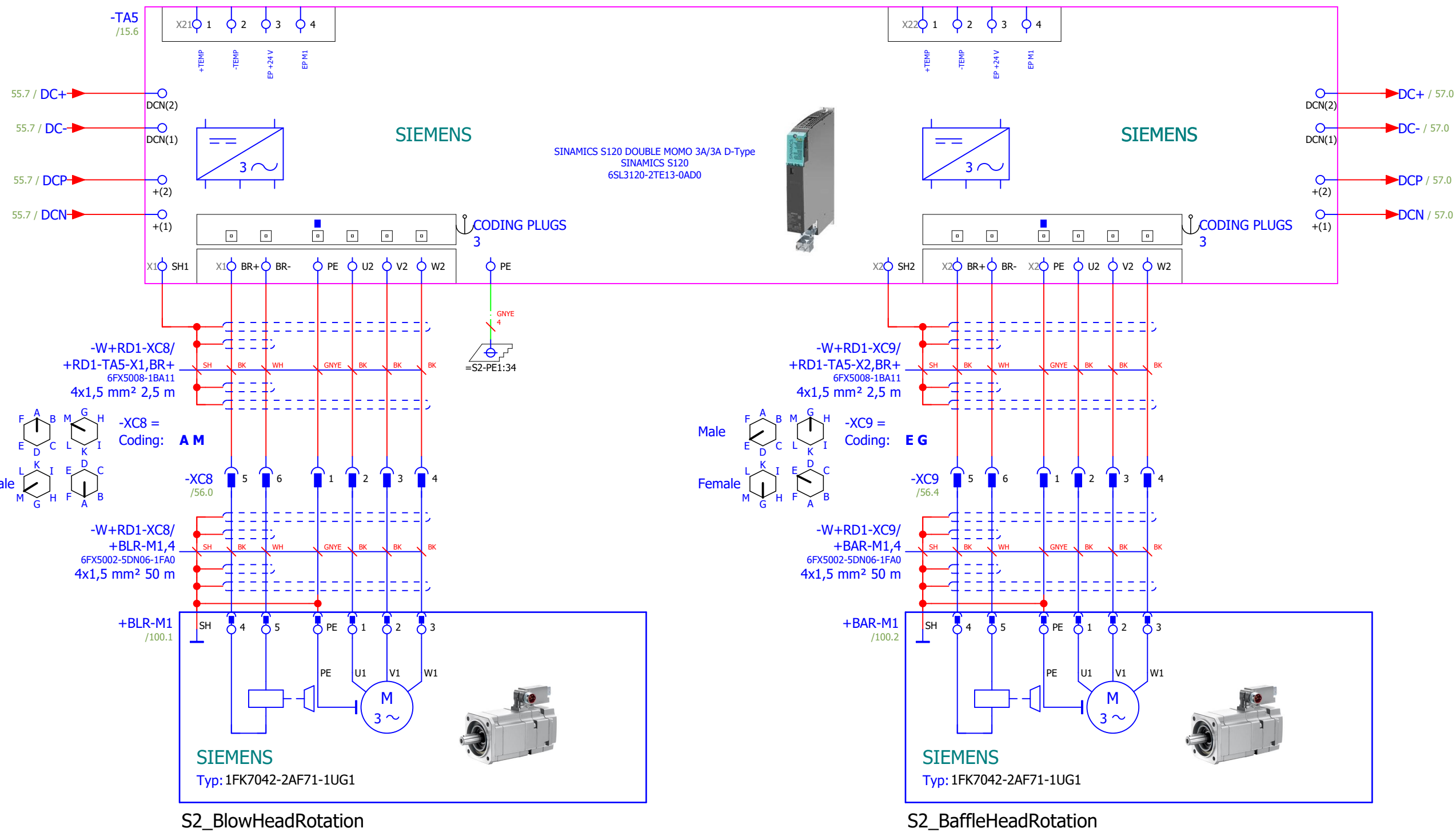


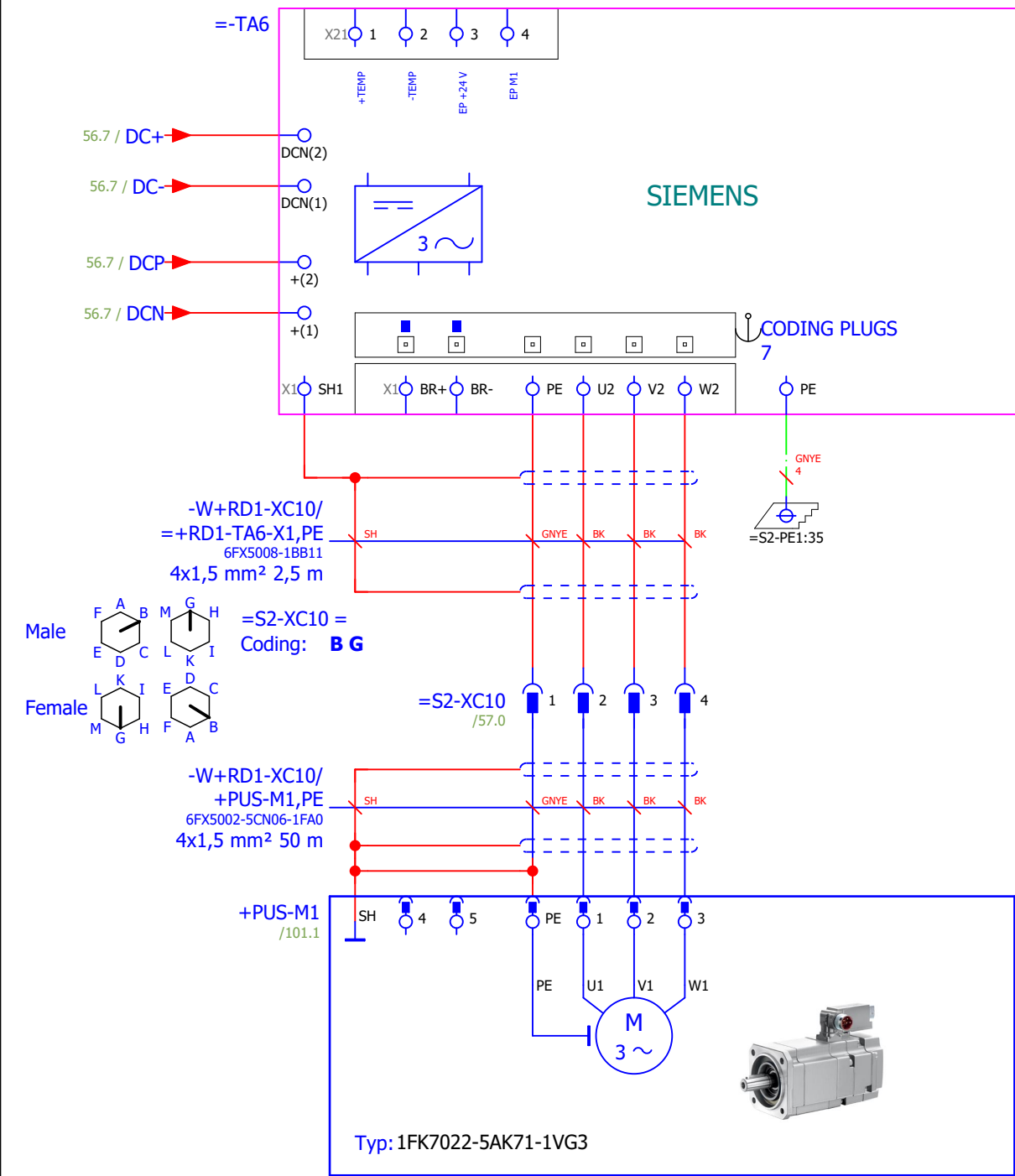


S2\_TakeOut1\_front

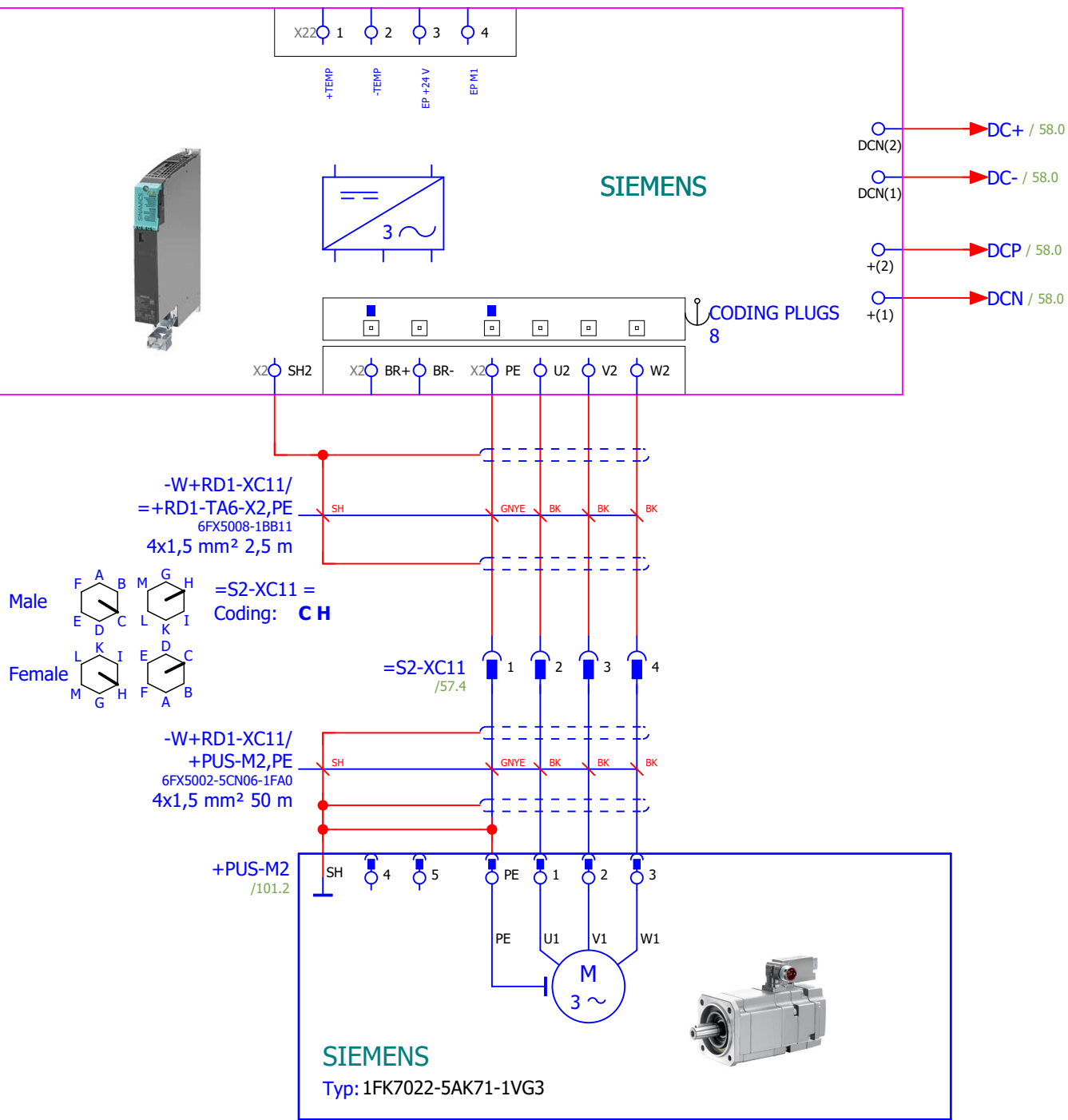


S2\_TakeOut1\_rear





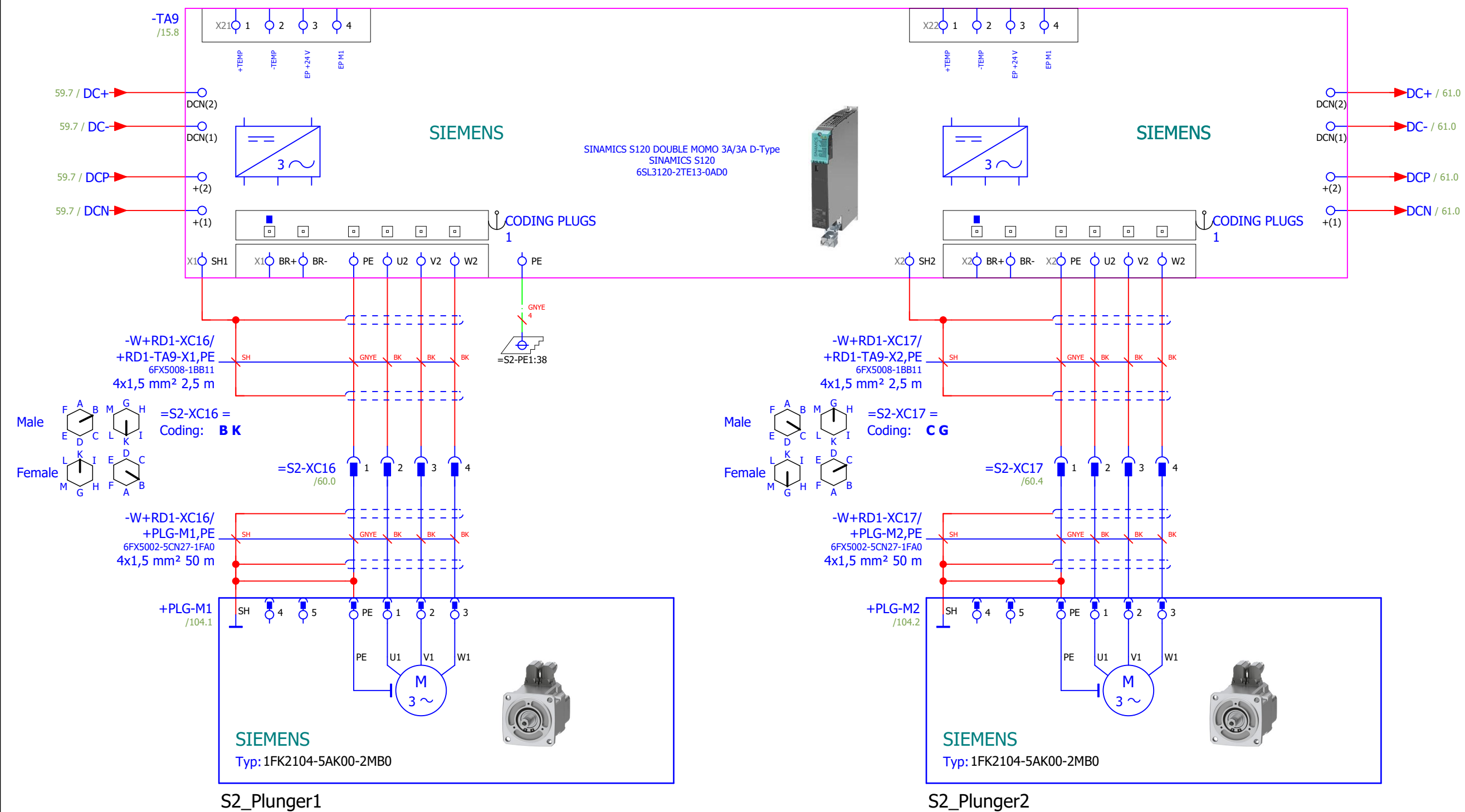
S2\_Push1



S2\_Push2

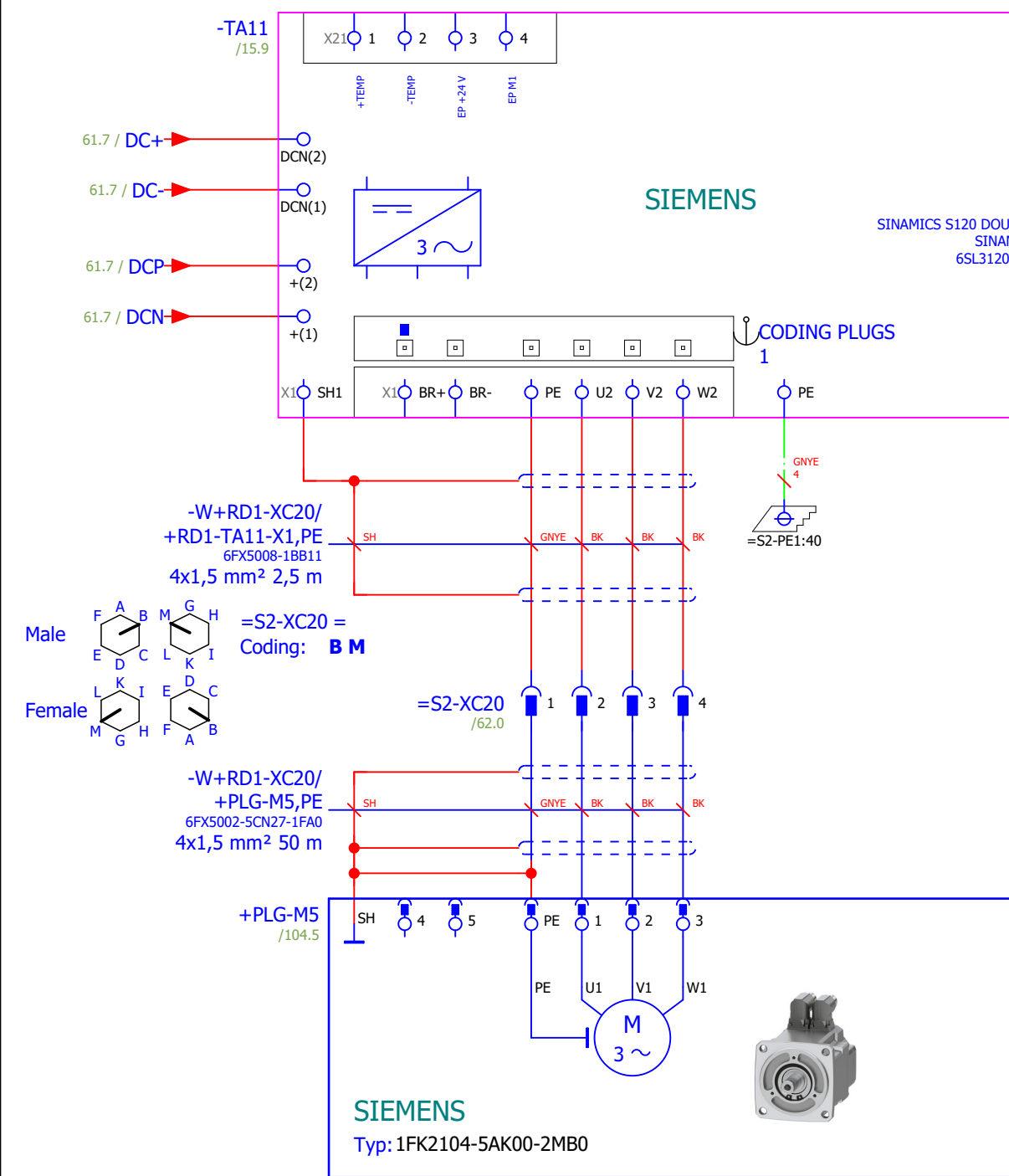




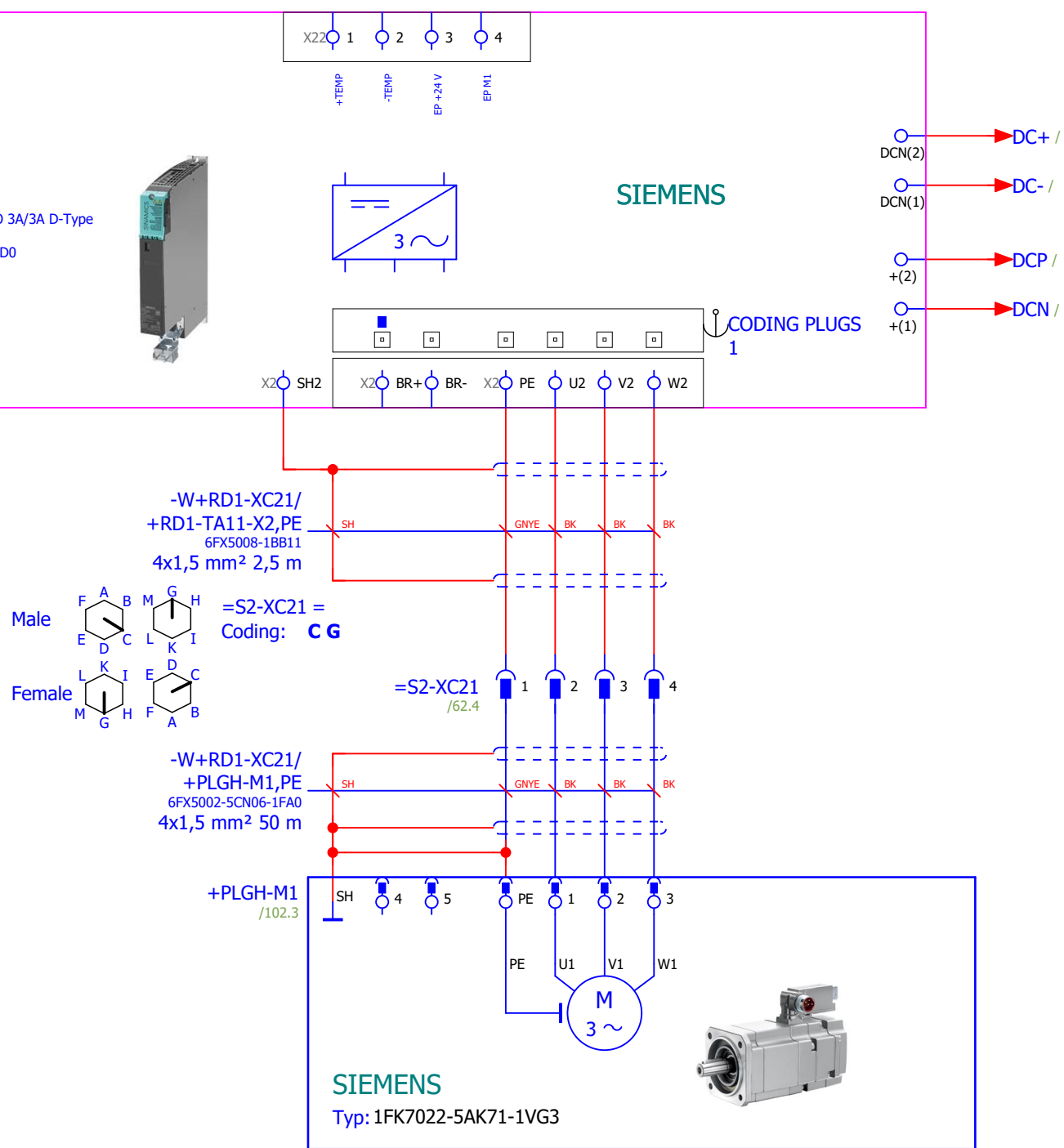






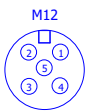


S2\_Plunger5

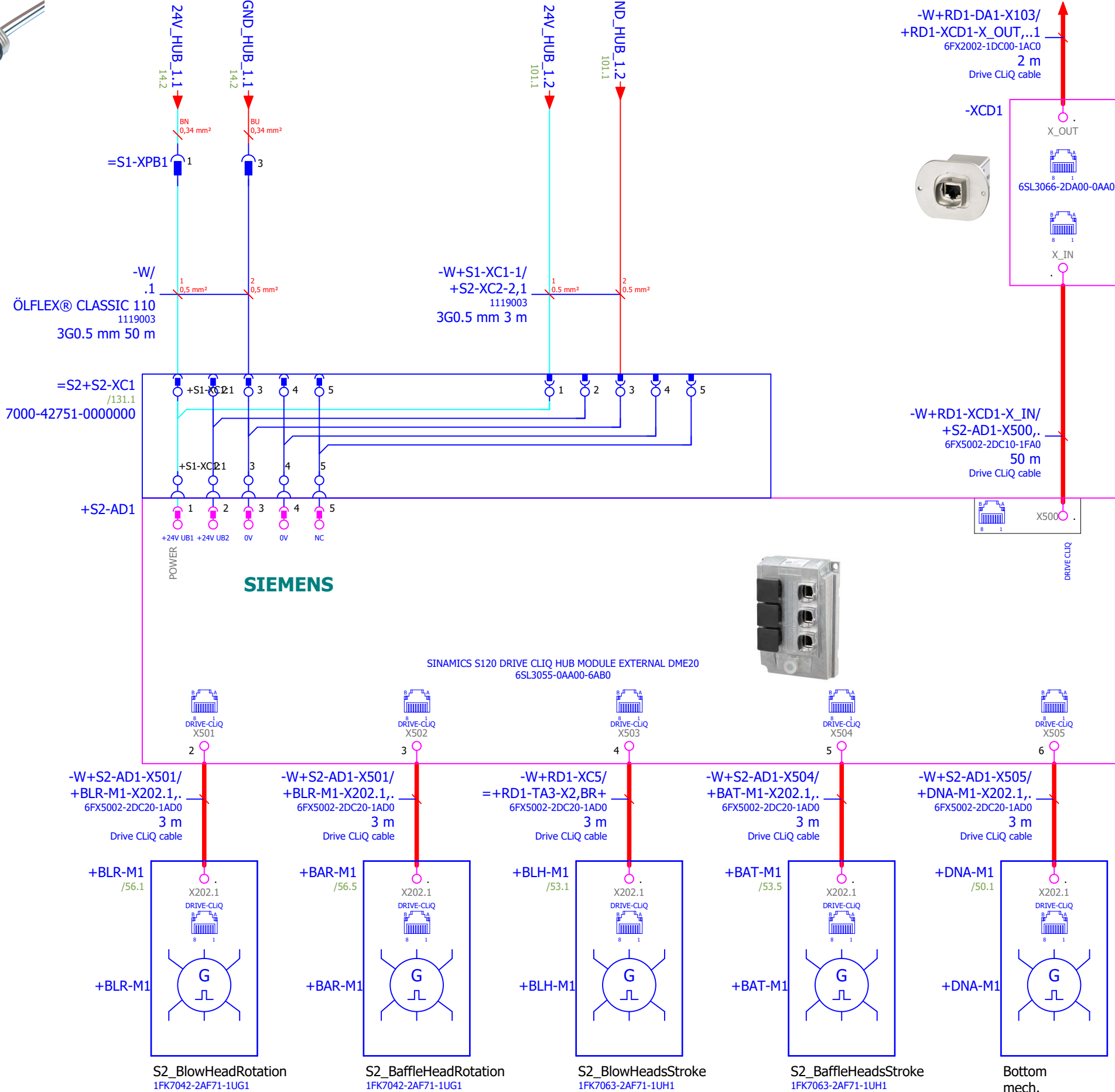


S2\_Plunger Height

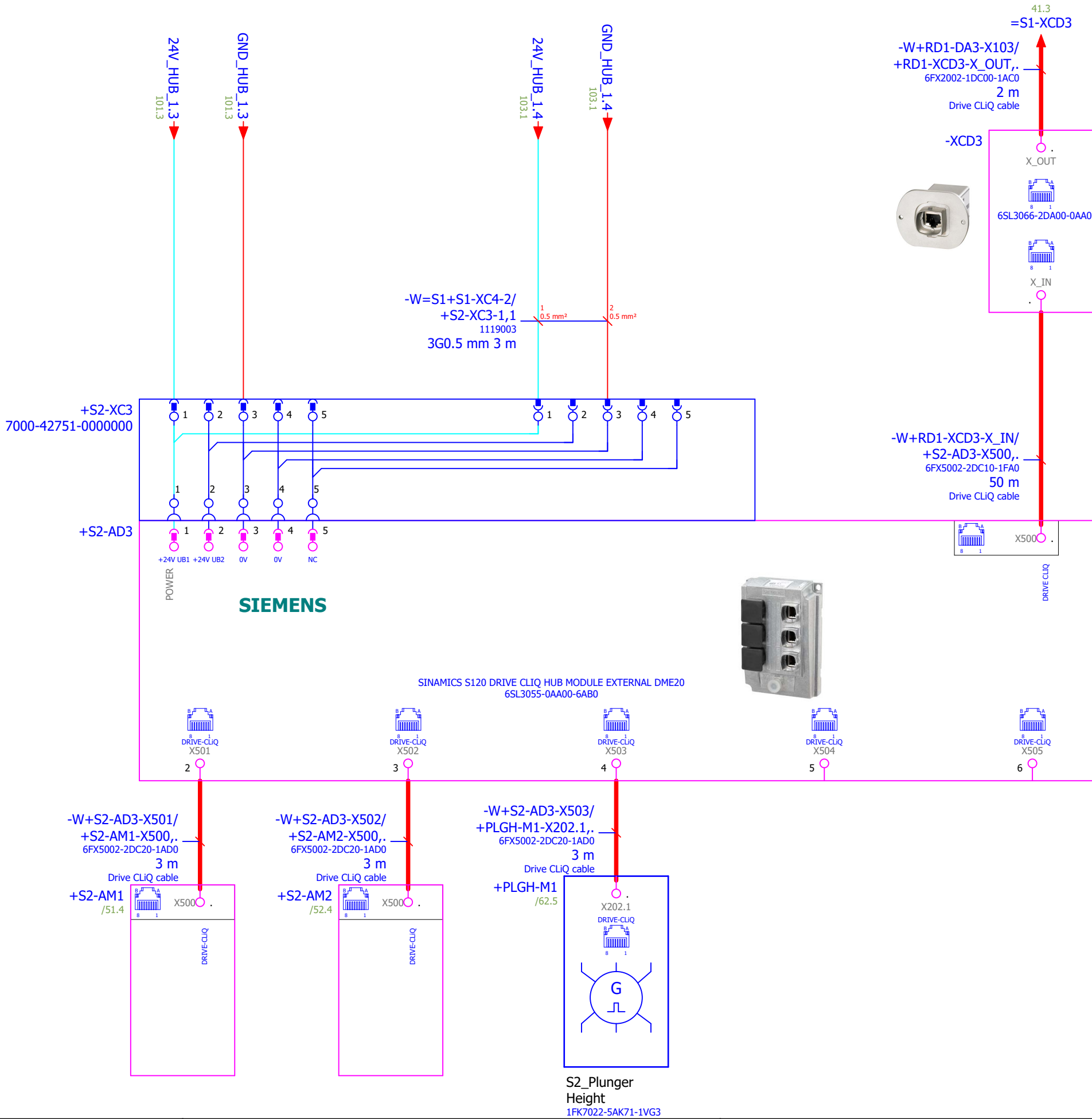


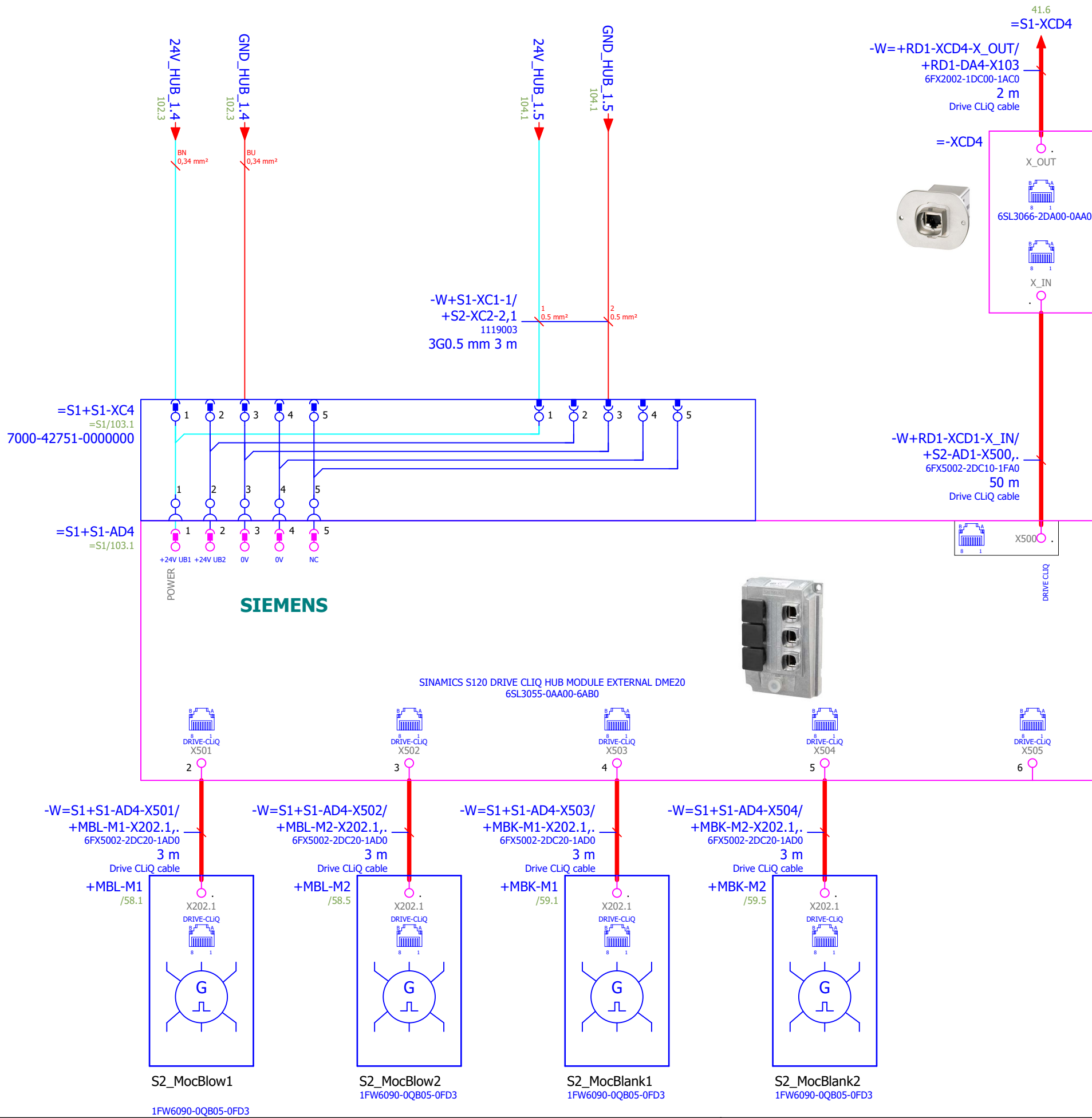


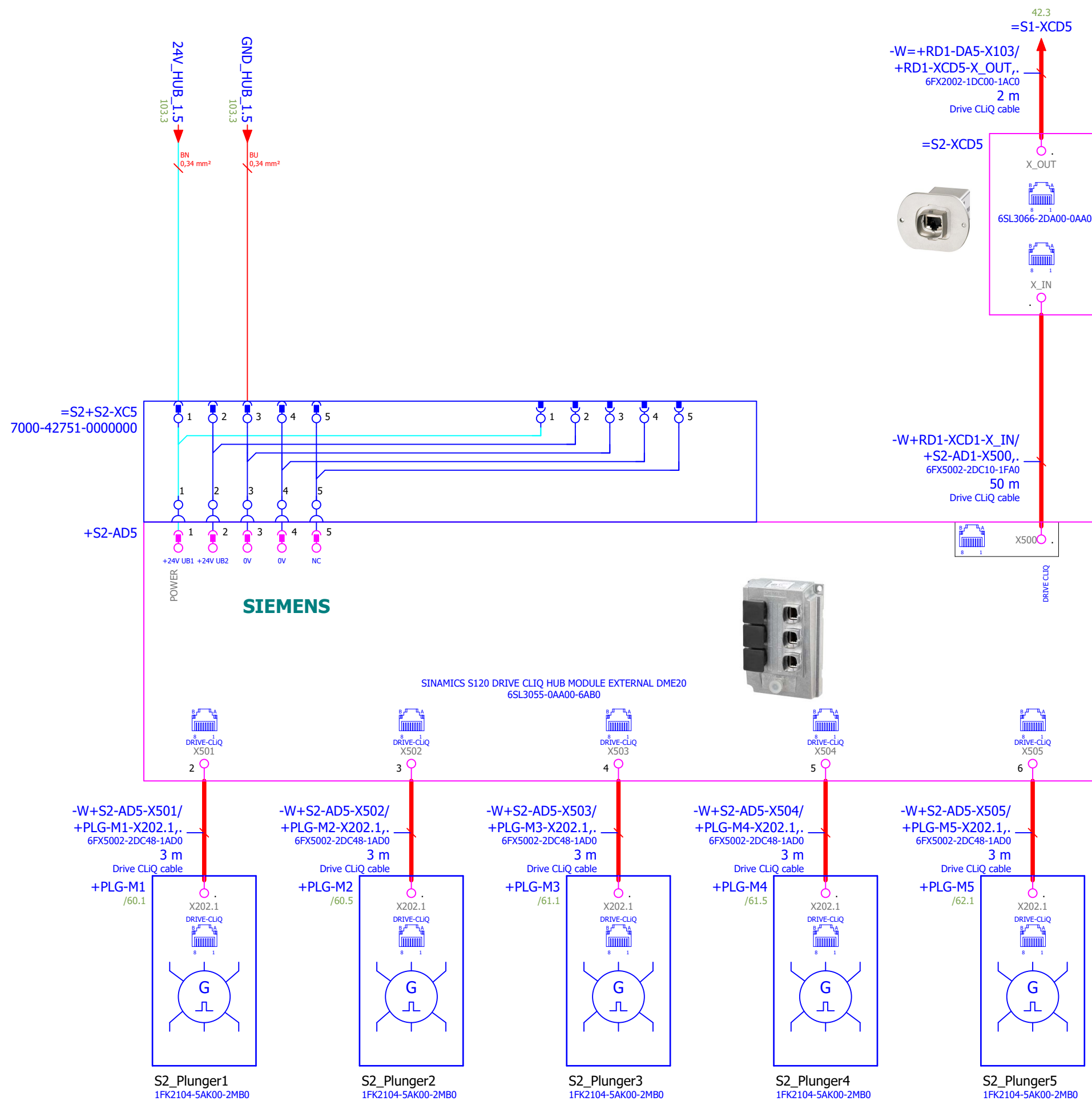
-XPB1  
M12 F receptacle 5pin, 2m  
7000-13561-9720200







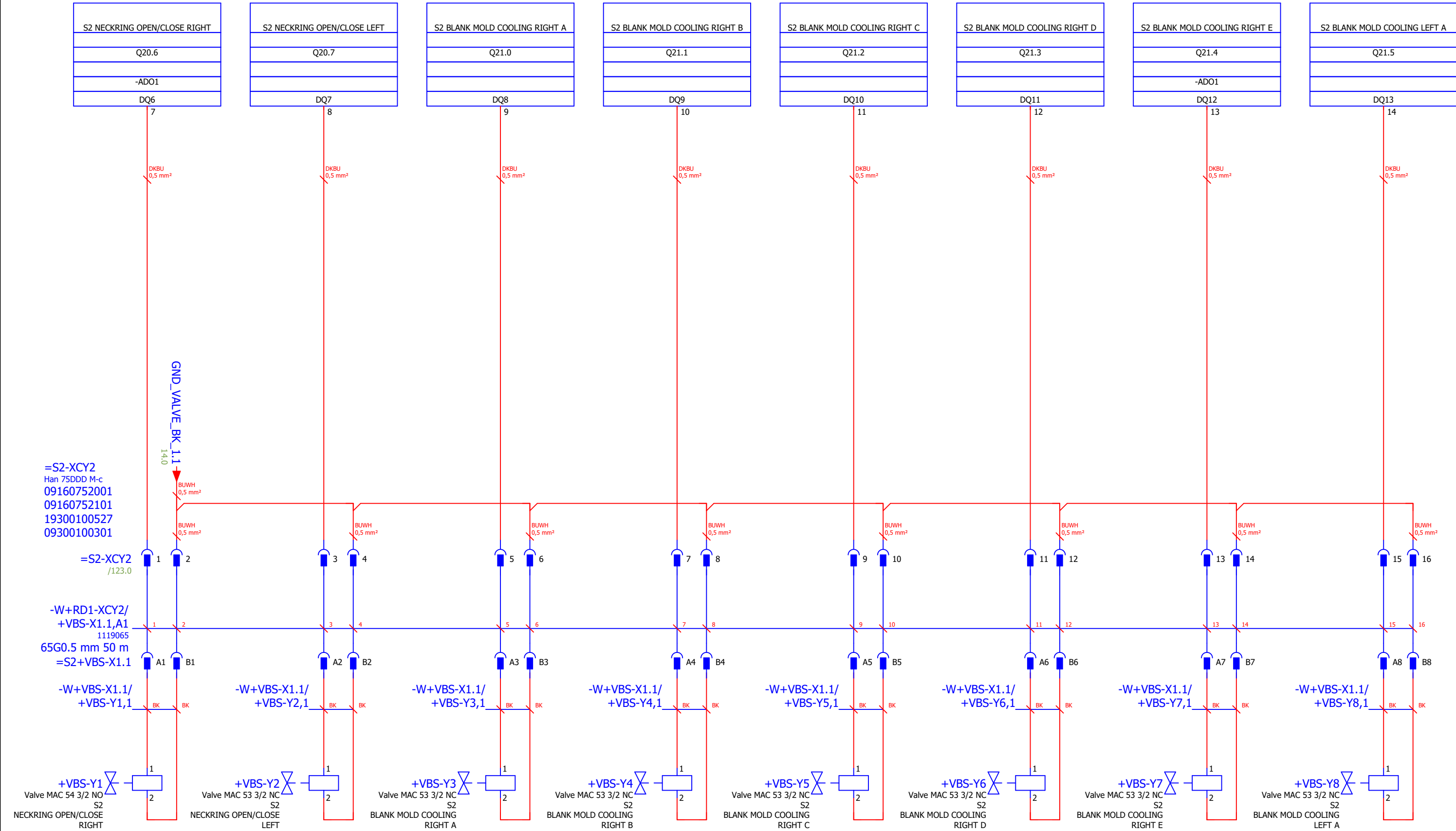










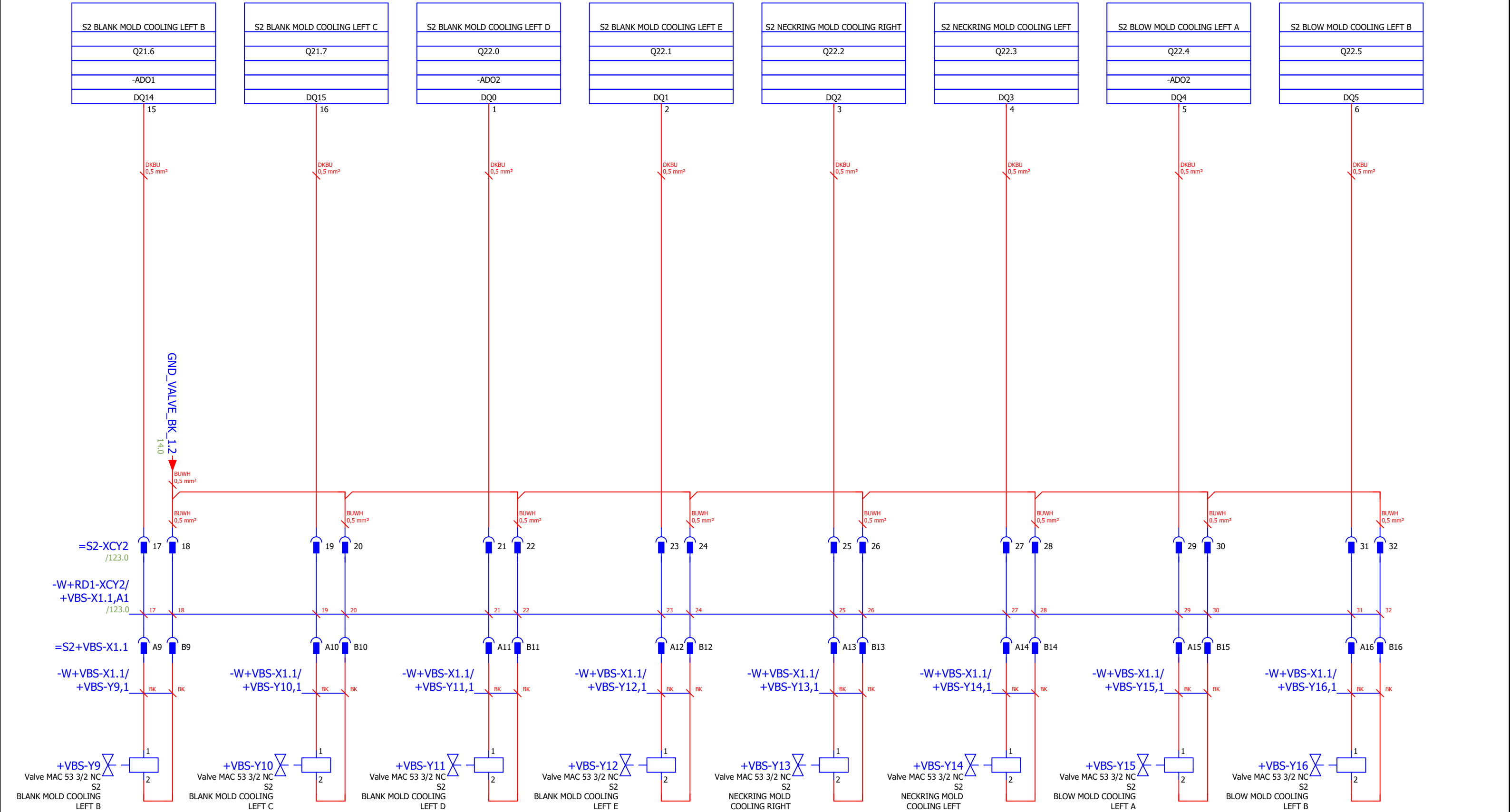


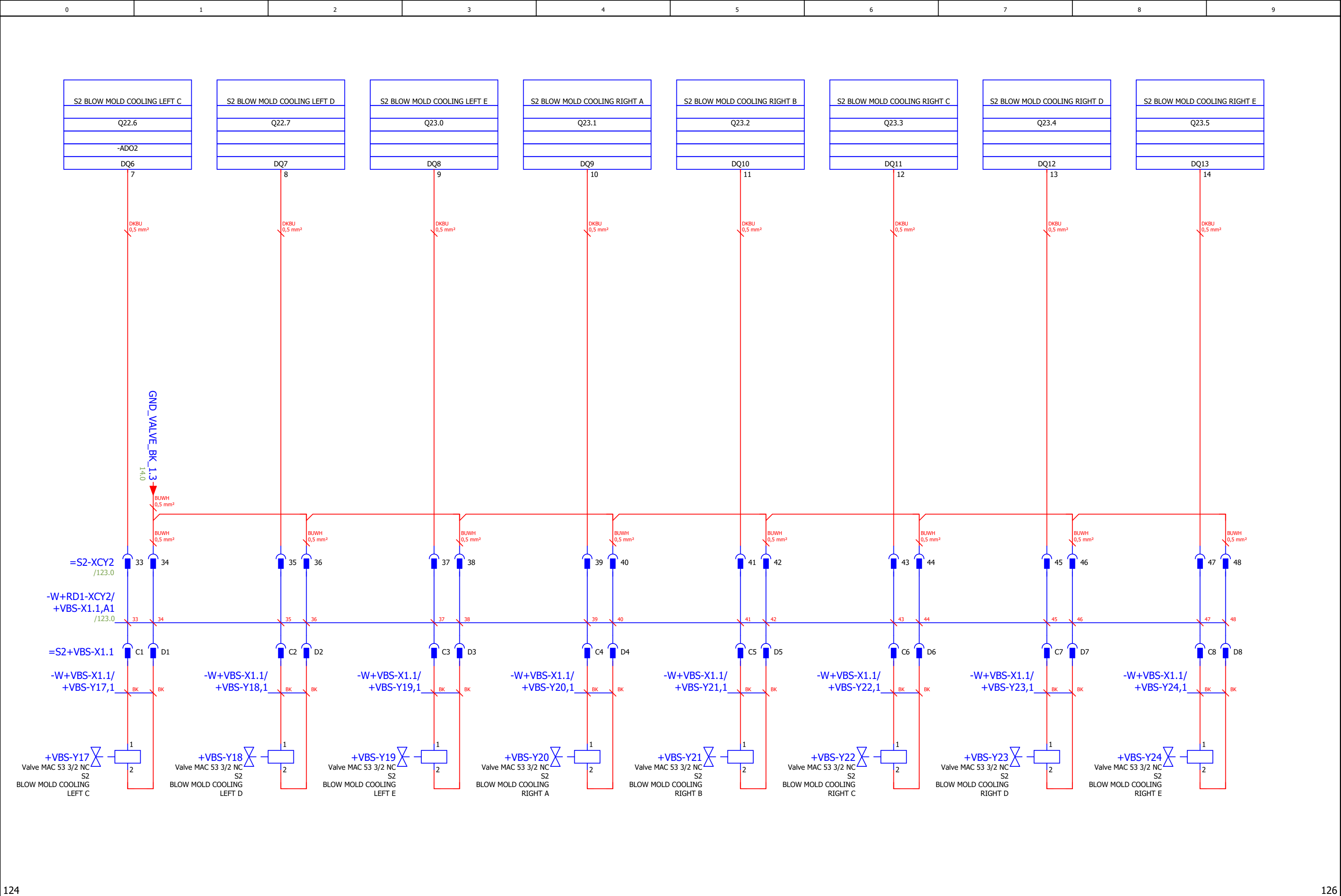
			Date	21.12.2022	T&T 100 ISX Two section drive panel	
			Ed	Budai Jan		
			Appr			
Modification	Date	Name			Replacement of	Replaced by

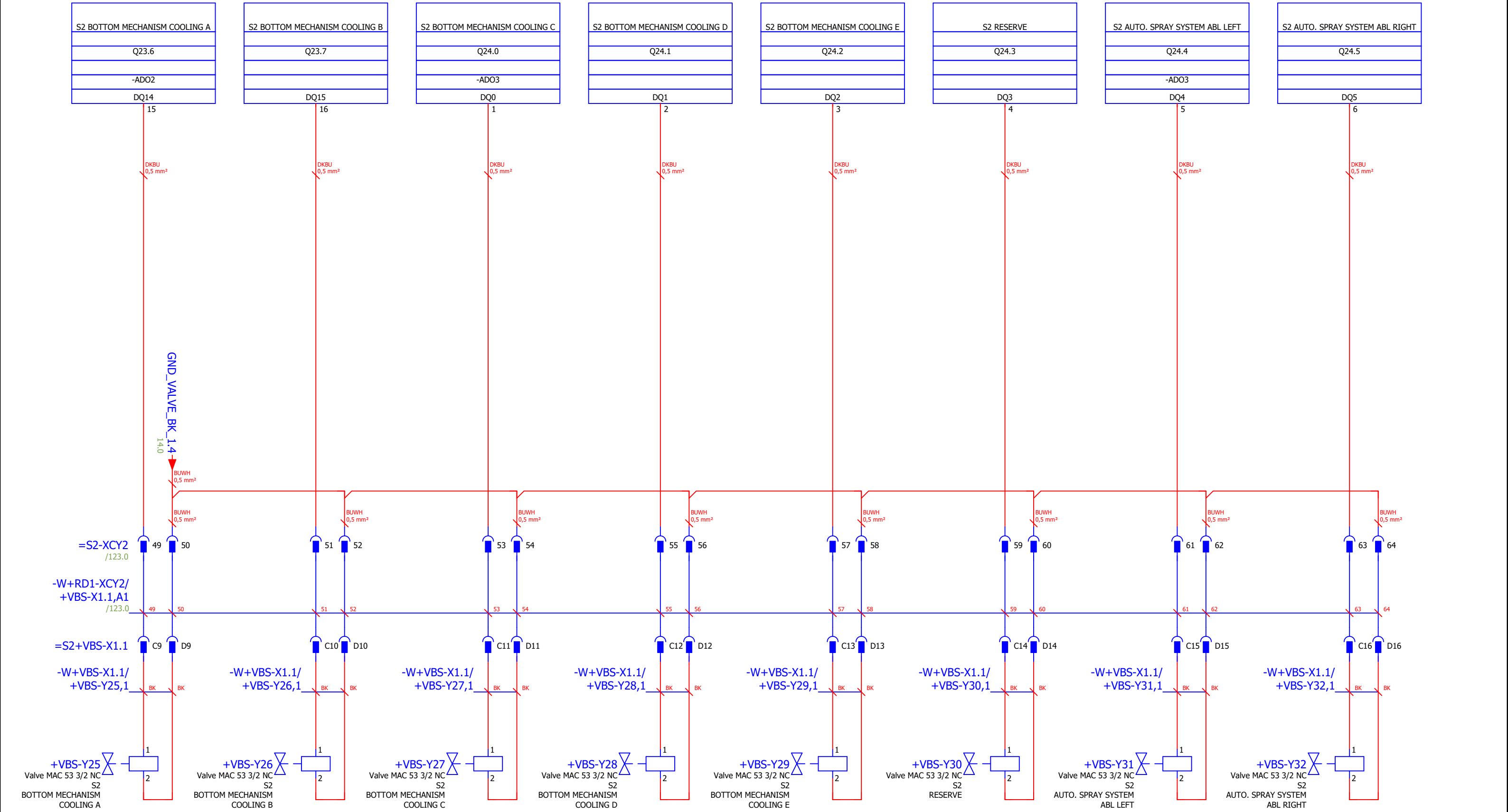


S2 Valve block Section
------------------------

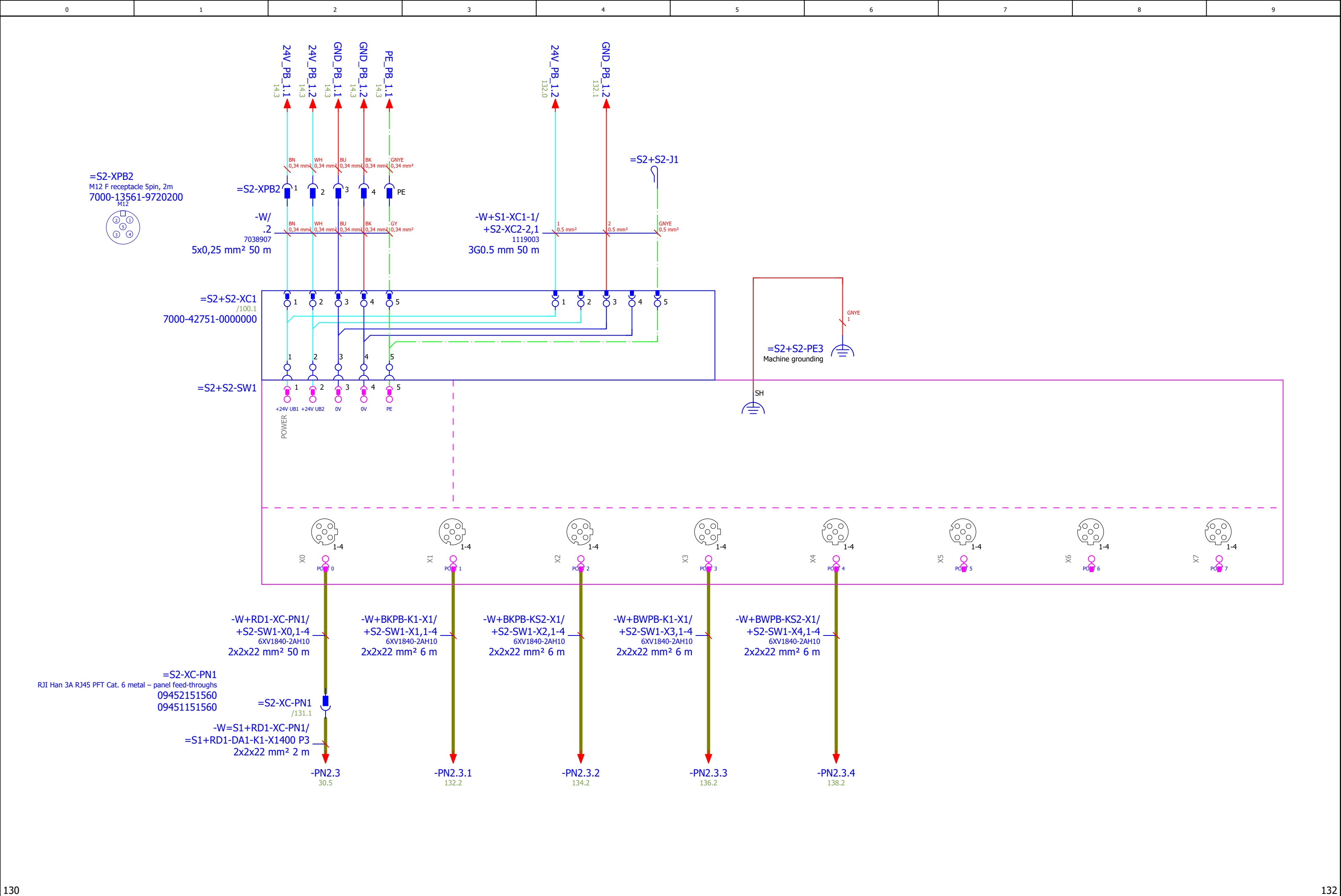
		& EFS = S2	
		+ RD1	
		T&T100	Page 123
			Page 115 / 166



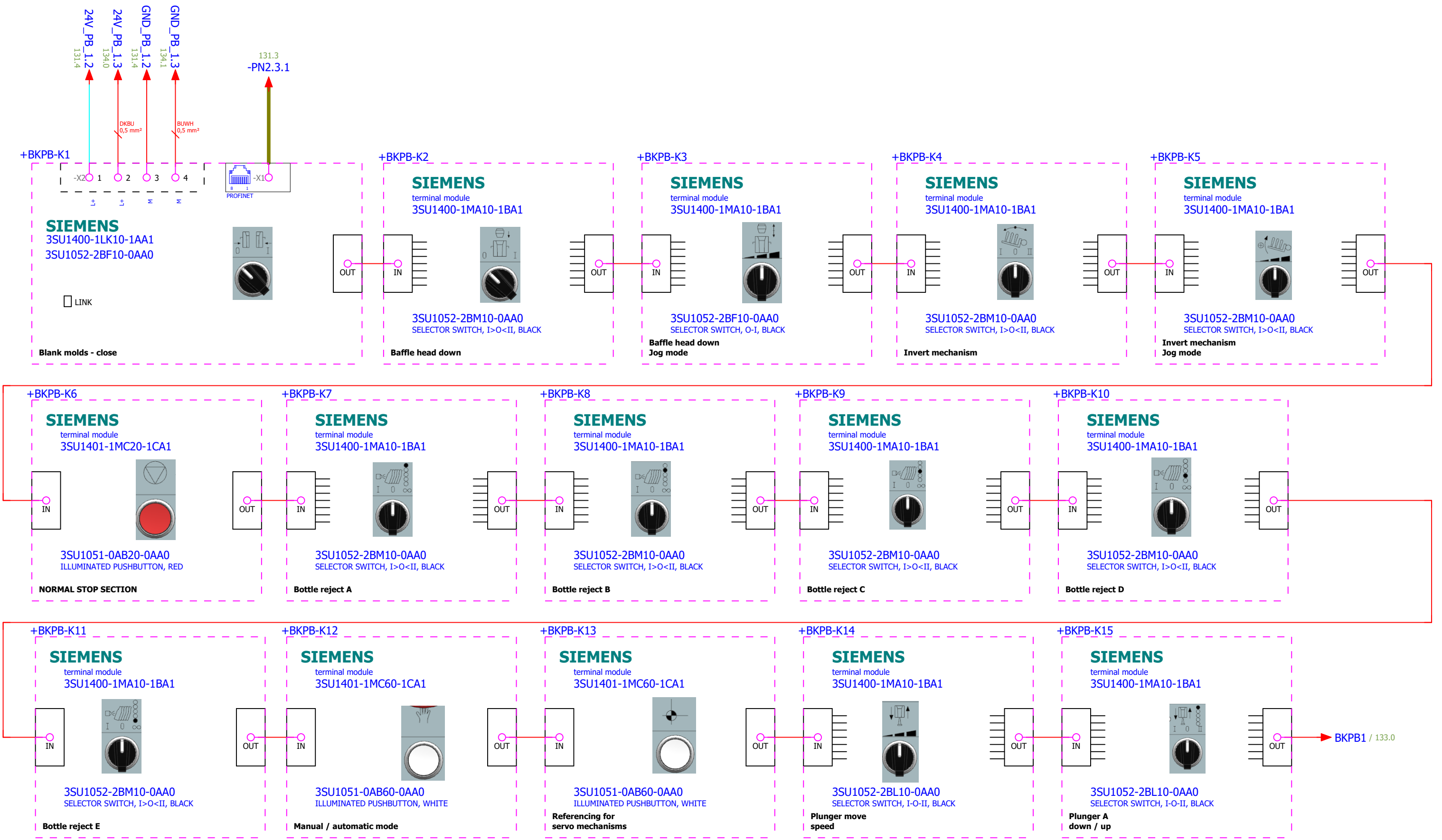


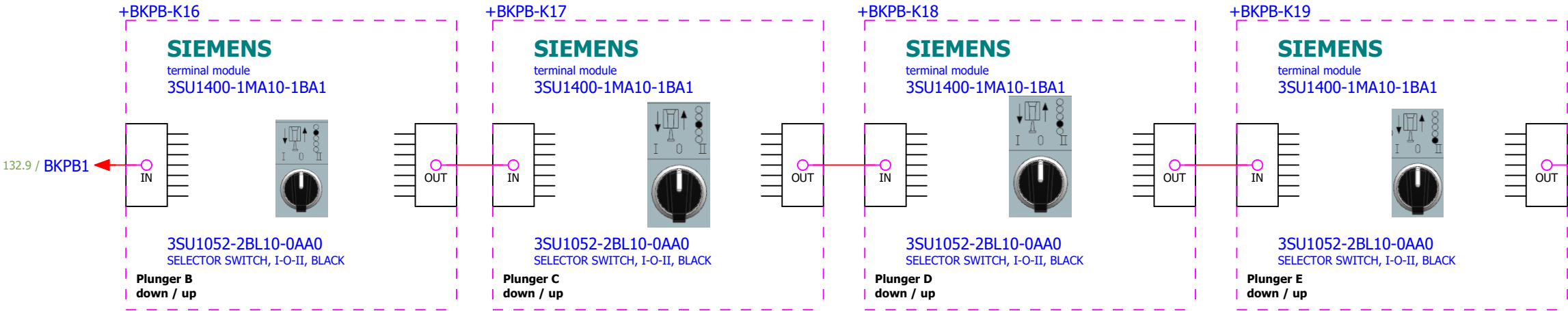




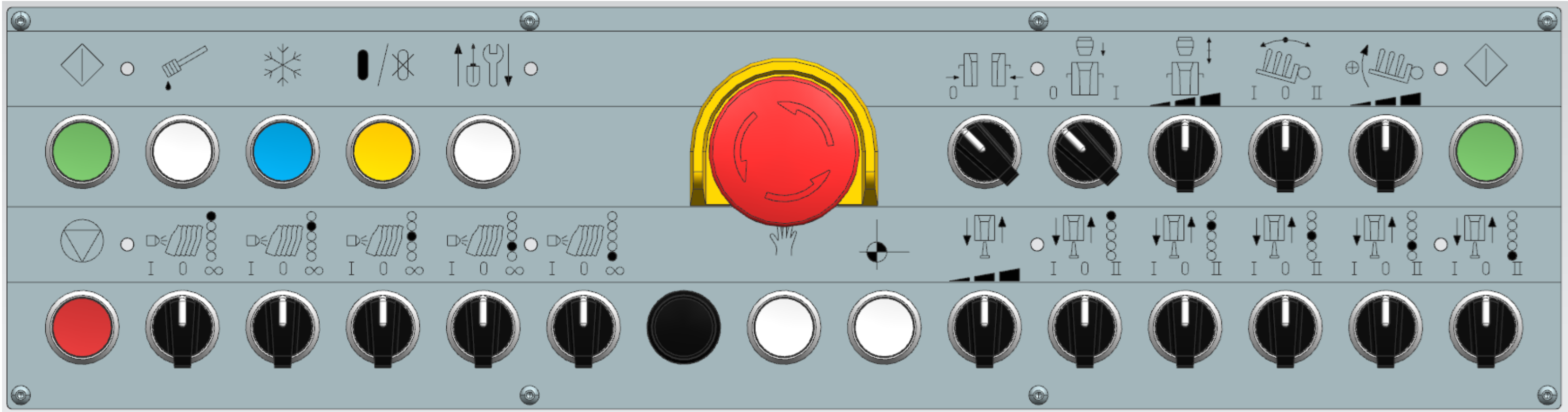










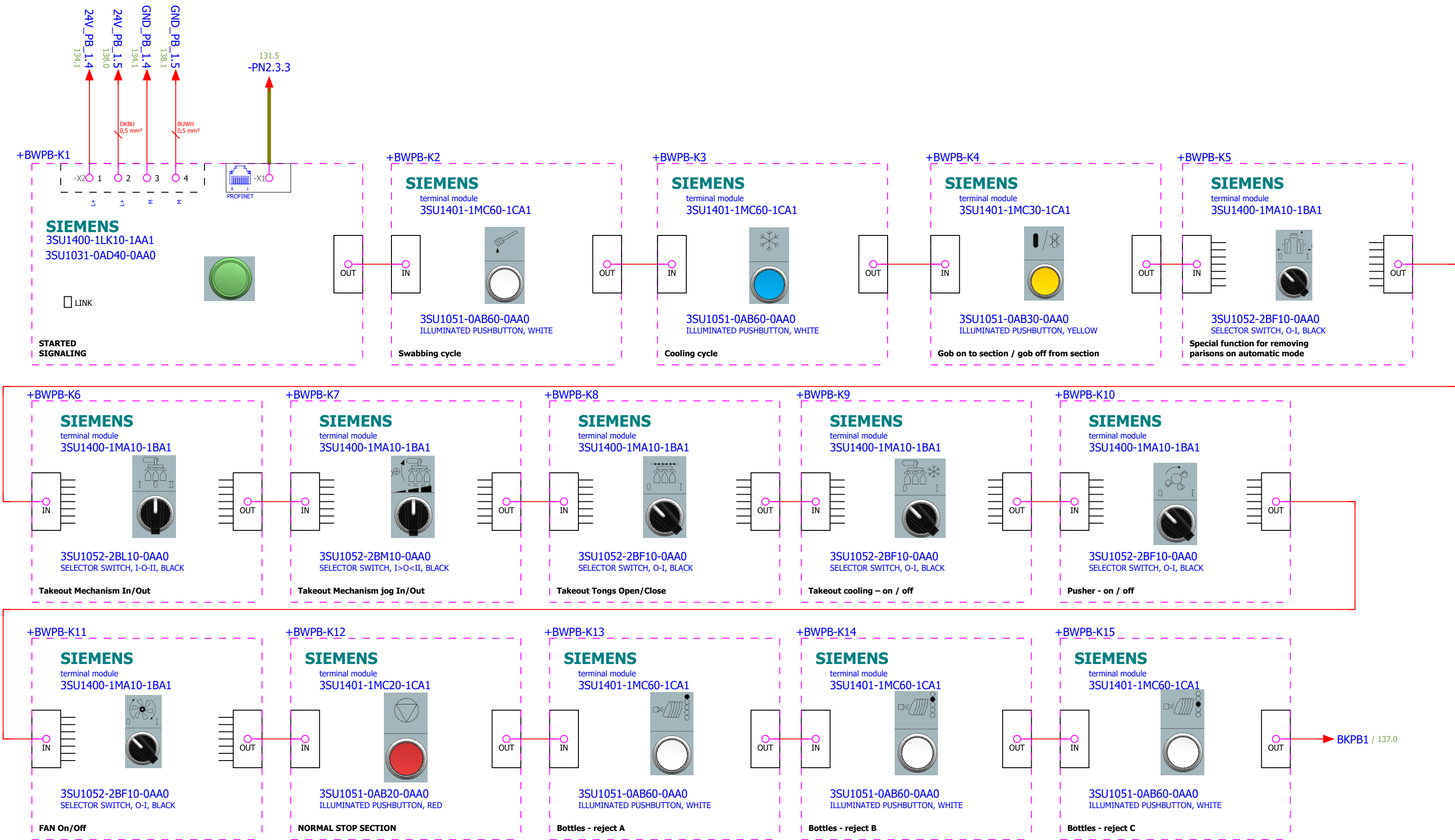


			Date	21.12.2022	T&T 100 ISX Two section drive panel ISX - Two section drive panel	
			Ed	Budai Jan		
			Appr			
Modification	Date	Name			Replacement of	Replaced by



S2  
Blank Mould Side  
Control buttons - Panel layout

		& EFS = S2	
		+ RD1	
		T&T100	Page 135
			Page 124 / 166

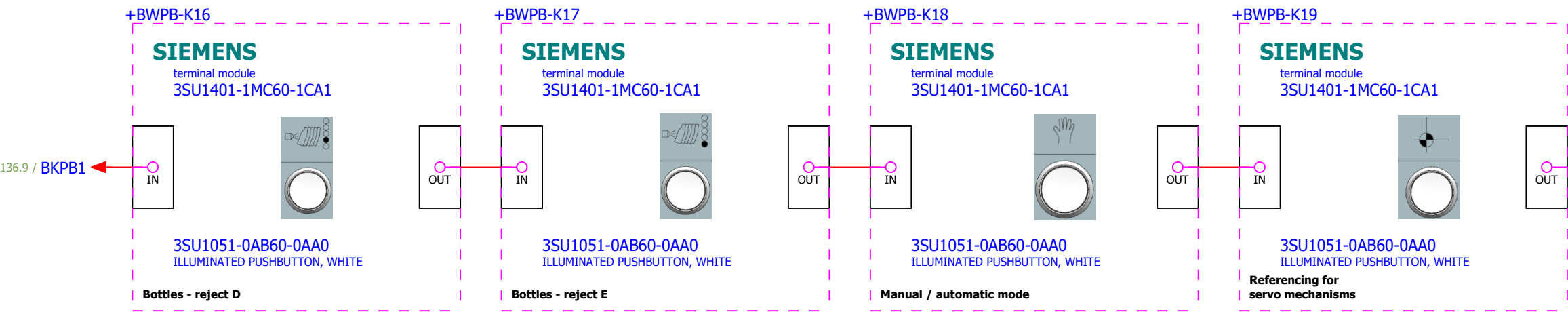


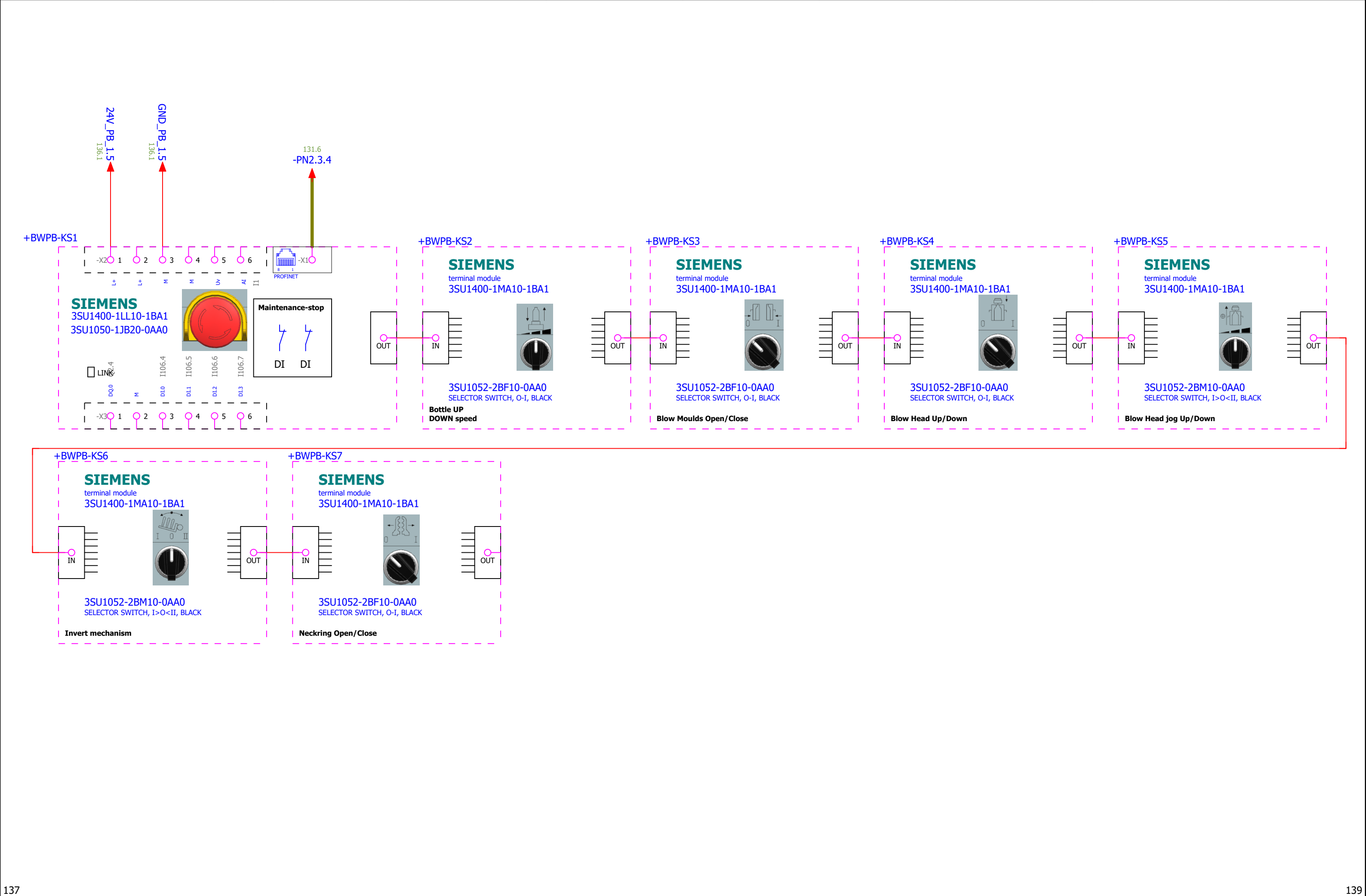
			Date	04.01.2023	T&T 100 ISX Two section drive panel	
			Ed	Budai Jan		
			Appr			
Modification	Date	Name			Replacement of	Replaced by



S2  
Blow Mould Side  
Control buttons

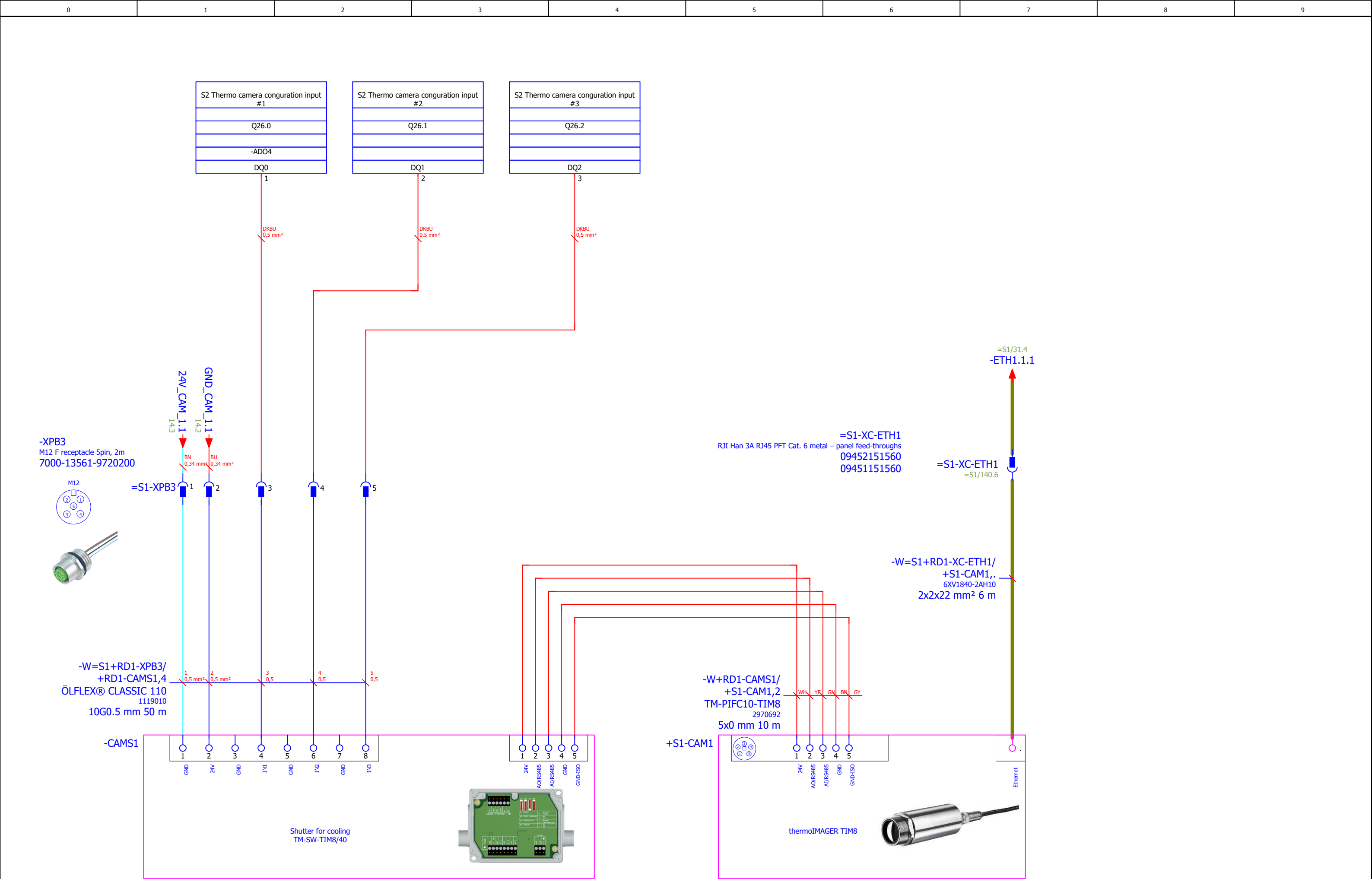
		& EFS = S2	
		+ RD1	
		T&T100	Page 136
			Page 125 / 166

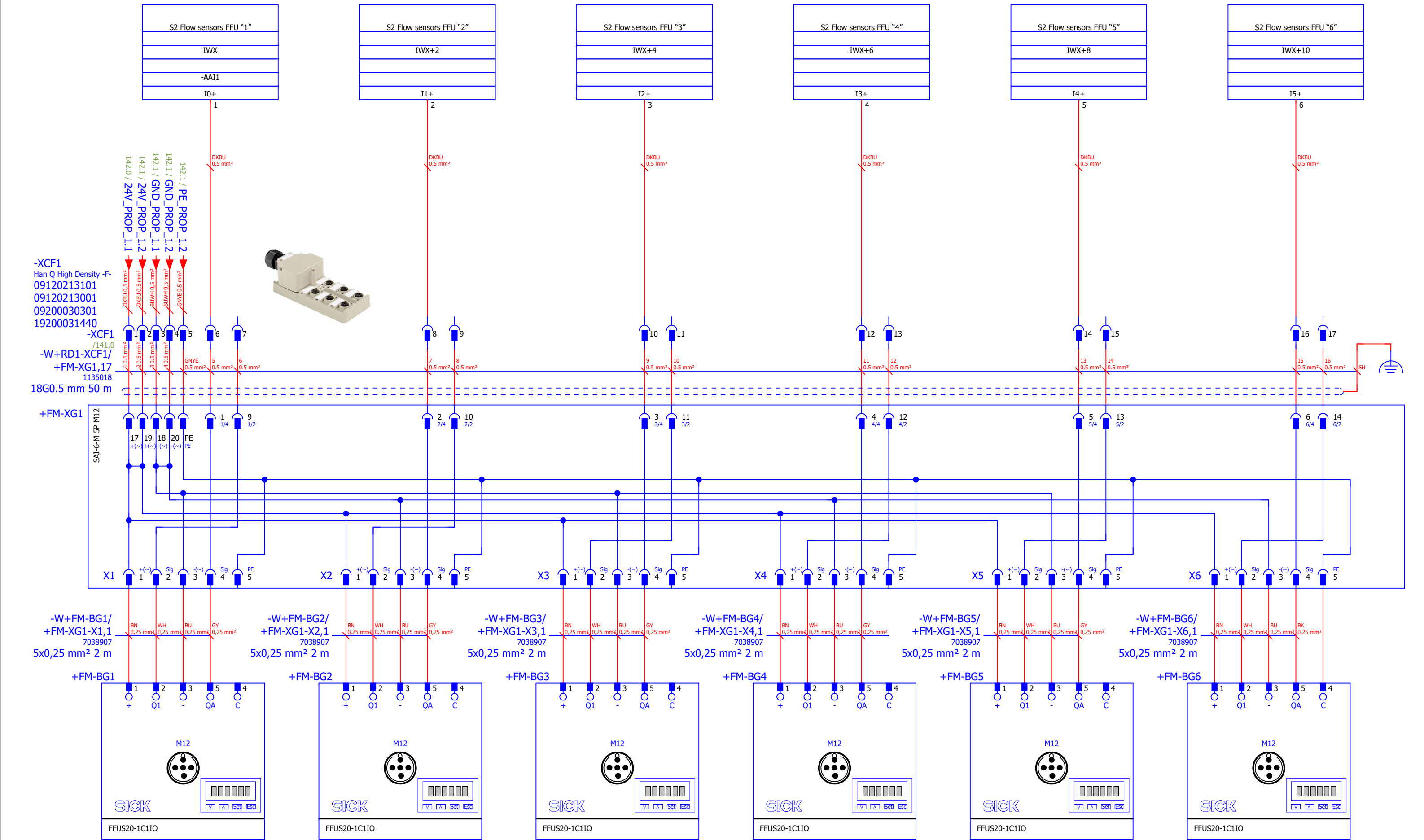


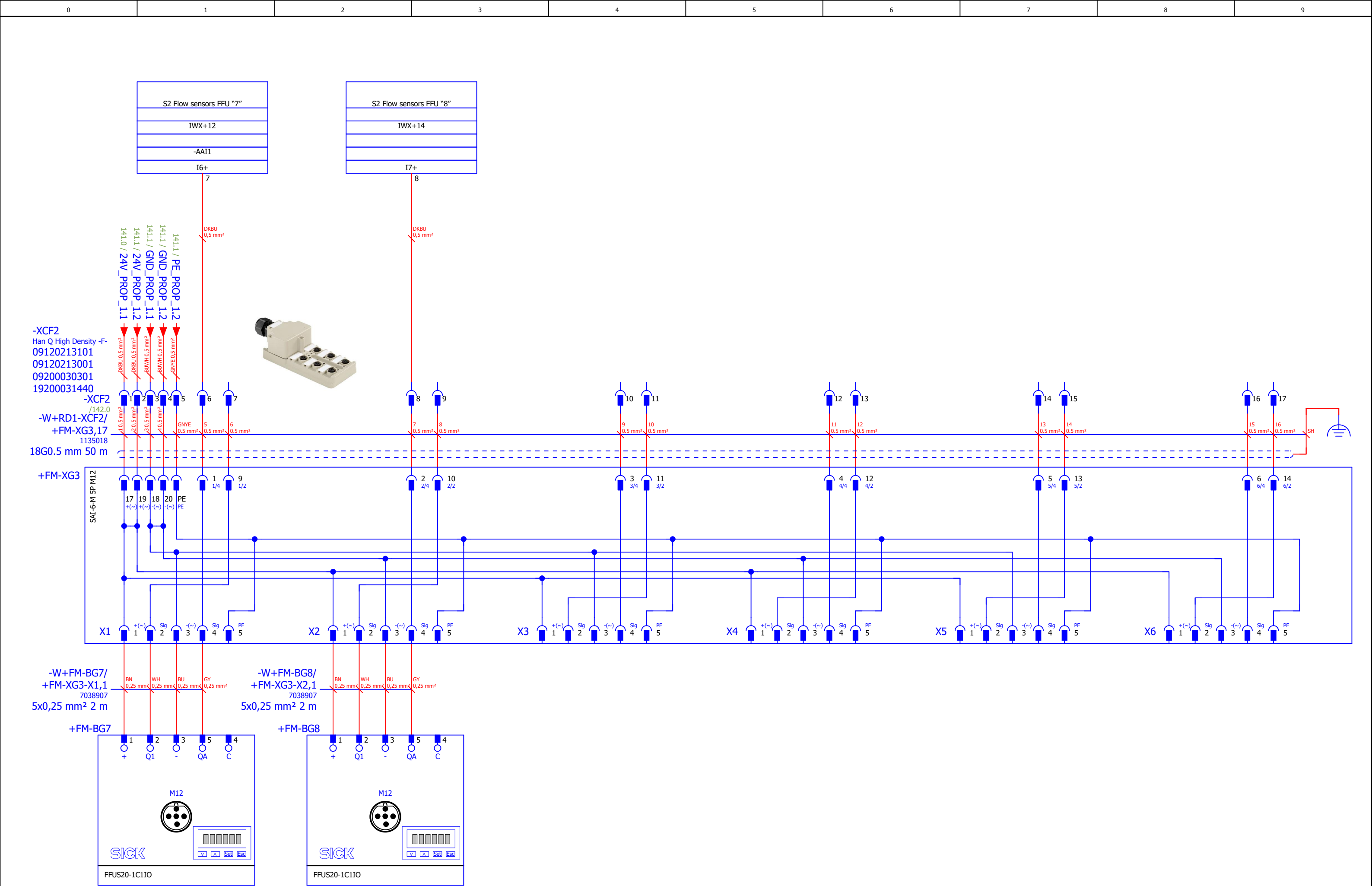


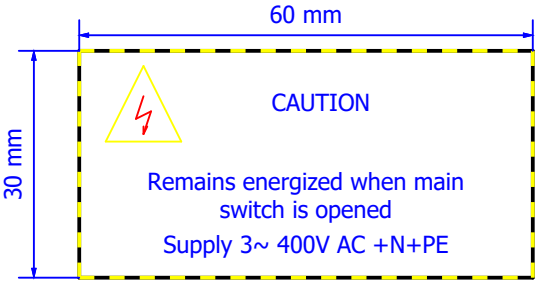













Text Height, 3mm  
Black Lettering on White Background

MATERIAL: 0.5mm POLYCARBONATE (MATT FINISH)  
REVERSE SCREEN PRINTED  
(SELF ADHESIVE)

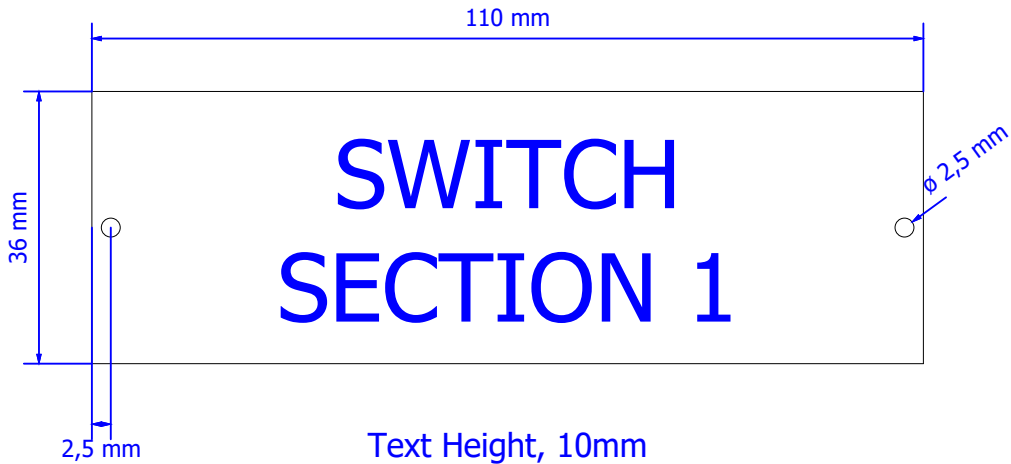
3 pcs.



Text Height, 3mm  
Black Lettering on White Background

MATERIAL: 0.5mm POLYCARBONATE (MATT FINISH)  
REVERSE SCREEN PRINTED  
(SELF ADHESIVE)


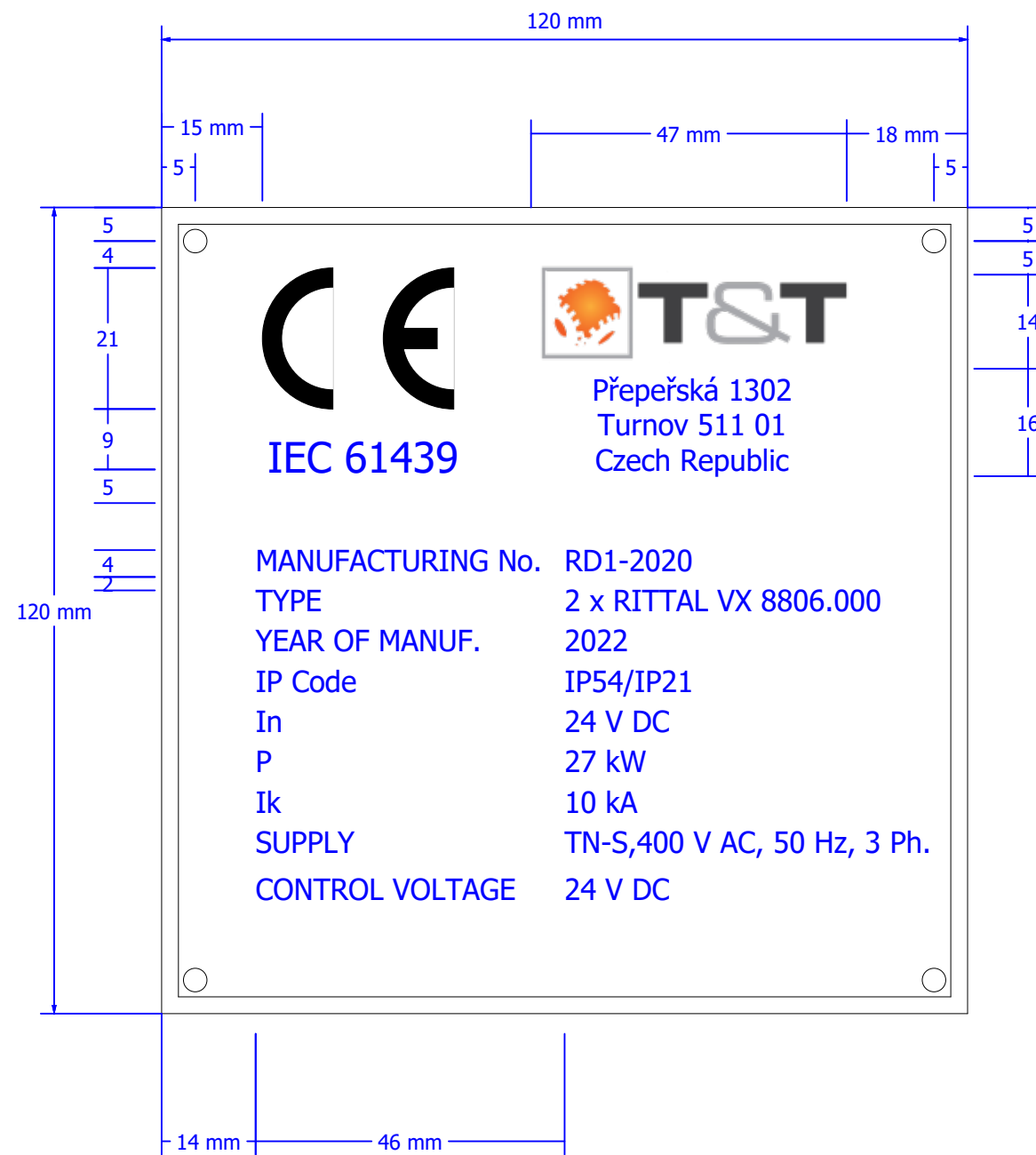
1 pcs.



Text Height, 10mm  
Black Lettering on White Background

MATERIAL: Aluminum plate  
(SELF ADHESIVE)

3 pcs.



Reverse engraved

Material: 2 mm 2-PLEX PLASTIC  
white backing

1 pcs.



Summarized parts list

F02\_003-verD

Supplier	Order number	Designation	Type number	Quantity	Manufacturer
LAPP					
	4520005	Power and control cables	H07V-K	200,00 m	LAPP group
	00100644	ÖLFLEX CLASSIC 100 3G1,5	ÖLFLEX® CLASSIC 100	210,00 m	LAPP group
	1135018	Power and control cables	ÖLFLEX® CLASSIC 110 CY	300,00 m	LAPP group
	1119010	Power and control cables	ÖLFLEX® CLASSIC 110	200,00 m	LAPP group
	1119065	Power and control cables	ÖLFLEX® CLASSIC 110	100,00 m	LAPP group
MIE					
	2970692		TM-PIFC10-TIM8	2 m	
	TM-SW-TIM8/40	Shutter for cooling	TM-SW-TIM8/40	2 Pcs.	
	thermoIMAGER TIM8		thermoIMAGER TIM8	2 Pcs.	
MURR					
	7000-12921-0000000	MOSA M12 F straight, 5pin, 4...6mm,	7000-12921-0000000	44 Pcs.	Murrelektronik
	7000-12721-0000000	MOSA M12 M straight, 5pin, 4...6mm,	7000-12721-0000000	42 Pcs.	Murrelektronik
	7000-13561-9720200	M12 F receptacle 5pin, 2m	7000-13561-9720200	6 Pcs.	Murrelektronik
	7000-13581-0000000	HEXAGONAL NUT M16X 1.5 FOR FLANGE PLUG	7000-13581-0000000	6 Pcs.	Murrelektronik
	7000-42751-0000000	T-coupler M12 female /M12 female - M12 male	7000-42751-0000000	12 Pcs.	Murrelektronik
OEZ					
	OEZ:37293	Socket outlet	ZSF-06	2 Pcs.	OEZ s.r.o.
RIT					
	8005000	Baying enclosure system VX25	VX.8005000	1 piece	RITTAL
	2313150	Support rail	SZ.2313150	3 piece	RITTAL
	8800751	TS Cable duct for mounting plate, WHD: 40x2000x80 mm	TS.8800751	3 Pcs.	RITTAL
	8800753	Cable duct	TS.8800753	4 piece	RITTAL
	8105245	Side panel, screw-fastened, sheet steel	VX.8105245	2 piece	RITTAL
RIT					
	2500500	Infeed, 3-pole (with socket, without connector), Input voltage: 100 V - 240 V, 1~, 50 Hz/60 Hz, UL	SZ.2500500	6,00 Pcs.	RITTAL
	2500300	LED system light, with motion detector, Length: 437 mm, Input voltage: 100 V - 240 V, 1~, 50 Hz/60 Hz	SZ.2500300	2 Pcs.	RITTAL
	2500490	VX Mounting kit magnet, LED system light	SZ.2500490	2 Pcs.	RITTAL

Summarized parts list

F02\_003-verD

Supplier	Order number	Designation	Type number	Quantity	Manufacturer
RIT					
	3361500	SK Blue e cooling unit, Wall-mounted, 0.85 kW, 230 V, 1~, 50/60 Hz, Sheet steel	SK.3361500	2pc(s).	RITTAL
	3582000	SV Busbar E-Cu, WH: 20x5 mm, L: 2400 mm	SV.3582000	2pc(s).	RITTAL
	9340030	SV Busbar support, 1-pole, for busbar WH: 12x5-30x10 mm	SV.9340030	2pc(s).	RITTAL
	4166000	TS Captive nut, for thread M5, for clamping and insertion from the side	TS.4166000	2 Pcs.	RITTAL
	3451505	Conductor connection clamps Push-in, For bar thickness 5 mm	SV.3451505	4 Pcs.	RITTAL
	8617570	VX Partial mounting plate, dimens.: 700x400 mm	VX.8617570	2 Pcs.	RITTAL
	8617030	VX Punched section 18 x 64 mm, for outer mounting level	VX.8617030	2 Pcs.	RITTAL
	2486600	VX Metal multi-tooth screw, for sheet steel	SZ.2486600	2 Pcs.	RITTAL
SIE					
	6SL3100-0BE21-6AB0	SINAMICS S120 AIM 400V 16KW	6SL3100-0BE21-6AB0	2 Pcs.	SIEMENS
	6SL3066-2DA00-0AA0	SINAMICS S120 DRIVE-CLIQ CABINET GLAND	6SL3066-2DA00-0AA0	10 Pcs.	SIEMENS
	6XV1840-2AH10	Ethernetový stíněný kabel v kategorii CAT.5E - 4-drát, 2x2	6XV1840-2AH10	176,90 m	SIEMENS
	6GK1901-1BB10-2AE0	RJ45 plug 180 2x 2, RJ45 plug-in connector	6GK1901-1BB10-2AE0	46 Pcs.	SIEMENS
	6GK1901-0DB20-6AA0	Industrial Ethernet FastConnect M12 plug PRO 2x2 M12	6GK1901-1BB10-2AE0	12 Pcs.	SIEMENS
	6FX8002-2EQ14-1BA0	Signal cable extension 3x (2x0.14) C+4x 0.14+2x0.5 +4x 0.22 C M23 UL/CSA DESINA Dmax=9.8 mm Length 10 (m)	6FX8002-2EQ14-1BA0	4 Pcs.	SIEMENS
	6FX5002-2DC20-1AD0	Kabel pro připojení motor-enkoderu (SINAMICS Drive CLiQ) IP67/IP67, 3m	6FX5002-2DC20-1AD0	32 Pcs.	SIEMENS
	6SL3060-4AA10-0AA0	Signal cable pre-assembled (SINAMICS Drive CLiQ) connector IP20/IP20 0,9 m	6SL3060-4AA10-0AA0	14 Pcs.	SIEMENS
	6FX2002-1DC00-1AC0	Signal cable pre-assembled type: 6FX2002-1DC00-1AC0 (SINAMICS Drive CLiQ) connector IP20/IP20, without 24 V	6FX2002-1DC00-1AC0	10 Pcs.	SIEMENS
	6SL3060-4AB00-0AA0	Signal cable pre-assembled (SINAMICS Drive CLiQ) connector IP20/IP20 0,11 m	6SL3060-4AB00-0AA0	12 Pcs.	SIEMENS
	6FX5002-5CN06-1FA0	Power cable pre-assembled 6FX5002-5CN06 4x1,5 C, délka 50m	6FX5002-5CN06-1FA0	8 Pcs.	SIEMENS
	6FX5008-1BA11	Power cable, 6FX5008 4X1,5C 2X1,5C	6FX5008-1BA11	35,00 m	SIEMENS
	6FX8002-5CS06-1EH5	Power cable pre-assembled TYPE 6FX8002-5CS06 4X1,5 C	6FX8002-5CS06-1EH5	4 Pcs.	SIEMENS
	6FX5008-1BB11	Power cable, 6FX5008 4X1,5 C	6FX5008-1BB11	70,00 m	SIEMENS
	6FX5002-5DN06-1FA0	Power cable pre-assembled 6FX5002-5DN06 4x1,5 C, 2x1,5 C, lenght 50m	6FX5002-5DN06-1FA0	12 Pcs.	SIEMENS
	6FX8002-5CS06-1FA0	Power cable pre-assembled TYPE 6FX8002-5CS06 4X1,5 C, 50 m	6FX8002-5CS06-1FA0	8 Pcs.	SIEMENS
	6FX5002-5CN27-1FA0	Power cable pre-assembled 6FX5002-5CN27 4x1,5 C, lenght 50m	6FX5002-5CN27-1FA0	10 Pcs.	SIEMENS
	6FX5002-2DC10-1FA0	Signal cable pre-assembled type: 6FX5002-2DC10-1FA0 (SINAMICS Drive CLiQ) connector IP67/IP20, with 24 V	6FX5002-2DC10-1FA0	10 Pcs.	SIEMENS

1.a

1.c

			Date	04.01.2023	T&T 100 ISX Two section drive panel			Summarized parts list : RIT.3361500 - SIE.6FX5002-2DC10-1FA0			& EPC =	
			Ed	Budai Jan							+	
			Appr						ISX - Two section drive panel			
Modification	Date	Name			Replacement of	Replaced by				T&T100	Page 1.b	
											Page 136 / 166	





Summarized parts list

F02\_003-verD

Supplier	Order number	Designation	Type number	Quantity	Manufacturer
SIE					
	6ES7134-6GF00-0AA1	ET 200SP, AI 8XI 2-/4-Wire Basic	6ES7134-6GF00-0AA1	2	SIEMENS
SIE					
	6ES7193-6BP00-0DA0	BASEUNIT TYPE A0, BU15-P16+A0+2D	6ES7193-6BP00-0DA0	12 Pcs.	SIEMENS
	6ES7135-6HD00-0BA1	ET 200SP, AQ 4XU/I ST	6ES7135-6HD00-0BA1	4 Pcs.	SIEMENS
	6ES7193-6BP00-0BA0	BASEUNIT TYPE A0, BU15-P16+A0+2B	6ES7193-6BP00-0BA0	6 Pcs.	SIEMENS
	6ES7131-6BH01-0BA0	ET 200SP, DI 16x 24V DC ST, PU 1	6ES7131-6BH01-0BA0	2 Pcs.	SIEMENS
	6ES7132-6BH01-0BA0	ET 200SP, DQ 16x 24V DC/0,5A ST, PU 1	6ES7132-6BH01-0BA0	6 Pcs.	SIEMENS
	6ES7132-6BF01-0BA0	ET 200SP, DQ 8x 24V DC/0,5A ST, PU 1	6ES7132-6BF01-0BA0	2	SIEMENS
SIE					
	6ES7136-6DB00-0CA0	ET 200SP, EI-Mod., F-DQ 4xDC 24V/2A	6ES7136-6DB00-0CA0	2	SIEMENS
	6ES7518-4UP00-0AB0	CPU 1518TF-4 PN/DP, 9MB Prog, 60MB data	6ES7518-4UP00-0AB0	3	SIEMENS
SIE					
	6ES7590-1AC40-0AA0	MOUNTING RAIL 245MM (9.6")	6ES7590-1AC40-0AA0	1	SIEMENS
	6ES7954-8LL03-0AA0	SIMATIC S7 MEMORY CARD, 256 MB	6ES7954-8LL03-0AA0	1	SIEMENS
	6SL3040-1MA01-0AA0	SINAMICS S120 CONTROL UNIT CU320-2 PN	6SL3040-1MA01-0AA0	10 piece	SIEMENS
	5SY4104-6	CIRCUIT BREAKER 10KA 1POL B4	5SY4104-6	2 Pcs.	SIEMENS
	5SU1654-6KK16	RCBO elm	5SU1654-6KK16	4 Pcs.	SIEMENS
	6EP19612BA41	SITOP PSE200U	6EP1961-2BA41	2 Pcs.	SIEMENS
	6EP19612BA31	SITOP PSE200U	6EP1961-2BA31	4 Pcs.	SIEMENS
	3RT2018-1BB42	CONTACTOR,AC3:7,5KW 1NC DC24V	3RT2018-1BB42	12	SIEMENS
	3RV2011-1DA20	CIRCUIT-BREAKER SPRING-L. CONN. 3.2A	3RV2011-1DA20	2 Pcs.	SIEMENS
	3RV2431-4EA10	CIRCUIT BREAKER, SCREW-TYPE, 32 A	3RV2431-4EA10	2 Pcs.	SIEMENS
	3RV29011F	TRANSVERSE AUX. SWITCH, 2 S, SCREW CONNECTION,	3RV2901-1F	2 Pcs.	SIEMENS
	3RV2011-0AA25	CIRCUIT-BREAKER SPRING-L. CONN. 0.16A	3RV2011-0AA25	4	SIEMENS
	3LD2504-0TK51	3LD switch disconnecter, main switch	3LD2504-0TK51	2 Pcs.	SIEMENS
	3LD9250-0BA	neutral conductor	3LD9250-0BA	2	SIEMENS
	3LD9251-0A	Terminal covers	3LD9251-0A	2	SIEMENS

1.c

1.e

			Date	04.01.2023	T&T 100 ISX Two section drive panel			Summarized parts list : SIE.6ES7134-6GF00-0AA1 - SIE.3LD9251-0A			& EPC =	
			Ed	Budai Jan							+	
			Appr									
Modification	Date	Name			Replacement of	Replaced by			T&T100		Page 1.d	
											Page 138 / 166	

Summarized parts list

F02\_003-verD

Supplier	Order number	Designation	Type number	Quantity	Manufacturer
SIE					
	6SL3000-0BE21-6DA0	SINAMICS S120 FILTER_LINE_3AC	6SL3000-0BE21-6DA0	2 Pcs.	SIEMENS
	6GK5008-0BA10-1AB2	SCALANCE XB008	6GK5008-0BA10-1AB2	2 Piece	SIEMENS
	6EP1437-2BA20	SITOP PSU300S	6EP1437-2BA20	2 Pcs.	SIEMENS
	6SL3120-1TE13-0AD0	SINAMICS S120 SINGLE MOMO 3A D-TYPE	6SL3120-1TE13-0AD0	2 Pcs.	SIEMENS
	6SL3120-2TE13-0AD0	SINAMICS S120 DOUBLE MOMO 3A/3A D-Type	6SL3120-2TE13-0AD0	16 ST	SIEMENS
	6SL3120-2TE15-0AD0	SINAMICS S120 DOUBLE MOMO 5A/5A D-TYPE	6SL3120-2TE15-0AD0	4 Pcs.	SIEMENS
	6SL3130-7TE21-6AA4	SINAMICS S120	6SL3130-7TE21-6AA4	2 Pcs.	SIEMENS
	6SL3055-0AA00-6AB0	SINAMICS S120 DRIVE CLIQ HUB MODULE EXTERNAL DME20	6SL3055-0AA00-6AB0	10 Pcs.	SIEMENS
	6SL3055-0AA00-5KA3	SINAMICS S120 SENSOR MODULE EXTERNAL SME125	6SL3055-0AA00-5KA3	4 Pcs.	SIEMENS
	1FK7044-4CF71-1RH1	SIMOTICS S-1FK7 PN=1.11kW; UDC=600V M0=11Nm (100K); NN=3000rpm, s brzdou	1FK7044-4CF71-1RH1	4 Pcs.	SIEMENS
	1FW6090-0NB05-0FD3	SIMOTICS S-1FK7 PN=1.66kW; UDC=600V M0=3Nm (100K); NN=3000rpm, s brzdou	1FW6090-0NB05-0FD3	4 Pcs.	SIEMENS
	1FK7042-2AF71-1UG1	SIMOTICS S-1FK7 PN=0.82kW; UDC=600V M0=3Nm (100K); NN=3000rpm, with brake	1FK7042-2AF71-1UG1	2 Pcs.	SIEMENS
	1FK7042-2AF71-1UG1	SIMOTICS S-1FK7 PN=0.82kW; UDC=600V M0=3Nm (100K); NN=3000rpm, with brake	1FK7042-2AF71-1UG1	2 Pcs.	SIEMENS
	1FK7060-2AC71-1UA1	SIMOTICS S-1FK7 PN=1.11kW; UDC=600V M0=3Nm (100K); NN=3000rpm, s brzdou	1FW6090-0QB05-0FD3	8 Pcs.	SIEMENS
	1FK2104-5AK00-2MB0	S-1FK2 HD servo motor M0=2.4 Nm; PN = 1.07 kW	1FK2104-5AK00-2MB0	10 Pcs.	SIEMENS
WEI					
	1701240000	Sensor-actuator passive distributor (without cable)	SAI-6-M 5P M12	8 Pcs.	WEIDMULLER
	2589370000	Cable duct for mounting plate, WHD: 60x2000x80 mm	2589370000	8 Pcs.	WEIDMULLER
	2589230000	Cable duct for mounting plate, WHD: 60x2000x40 mm	2589230000	8 Pcs.	WEIDMULLER
	2589150000	Cable duct for mounting plate, WHD: 60x2000x25 mm	2589150000	2 Pcs.	WEIDMULLER
	0514500000	Terminal rail	TS 35X7.5/LL 2M/ST/ZN	6 Pcs.	WEIDMULLER
	8630740000	End bracket	ZEW 35/2	14 Pcs.	WEIDMULLER
	2494080000	Feed-through terminal block	A3C 16 BL	10 Pcs.	WEIDMULLER
	2497290000	Cross-connector (terminal)	ZQV 16N/2	8 Pcs.	WEIDMULLER
	2490530000	End plate (terminals)	AEP 3C 10/16	4 Pcs.	WEIDMULLER
	2494090000	Feed-through terminal block	A3C 16	6 Pcs.	WEIDMULLER
	2494020000	PE terminal	A3C 16 PE	2 Pcs.	WEIDMULLER

1.d

1.f

Summarized parts list

F02\_003-verD

Supplier	Order number	Designation	Type number	Quantity	Manufacturer
WEI					
	1989780000	Supply terminal	AAP11 6 LO RD	8 Pcs.	WEIDMULLER
	1985800000	Cross-connector (terminal)	ZQV 1.5N/10 RD	8 Pcs.	WEIDMULLER
	1988320000	End plate (terminals)	AEP AP11	26 Pcs.	WEIDMULLER
	1988160000	Potential distributor terminal	AAP11 1.5 LI RD	26 Pcs.	WEIDMULLER
	1991820000	Feed-through terminal block	A3C 6	18 Pcs.	WEIDMULLER
	1985740000	Cross-connector (terminal)	ZQV 6N/2	20 Pcs.	WEIDMULLER
	1991940000	End plate (terminals)	AEP 3C 6	2 Pcs.	WEIDMULLER
	1988130000	Supply terminal	AAP11 6 LO BL	10 Pcs.	WEIDMULLER
	1985680000	Cross-connector (terminal)	ZQV 1.5N/10 BL	10 Pcs.	WEIDMULLER
	1988140000	Supply terminal	AAP11 6 FE	8 Pcs.	WEIDMULLER
	1985580000	Cross-connector (terminal)	ZQV 1.5N/10	8 Pcs.	WEIDMULLER
	2429850000	Test-disconnect terminal	ADT 4 2C	2 Pcs.	WEIDMULLER
WEI					
	2051720000	End plate (terminals)	AEP 3C 4	2 Piece	WEIDMULLER

# Parts list

Device tag	Quantity	Designation	Type number		Supplier
-U1	1	Baying enclosure system VX25	VX.8005000	8005000	RITTAL
-U1	1	Support rail	SZ.2313150	2313150	RITTAL
-U1	2	TS Cable duct for mounting plate, WHD: 40x2000x80 mm	TS.8800751	8800751	RITTAL
-U1	3	Cable duct	TS.8800753	8800753	RITTAL
-U1	2	Side panel, screw-fastened, sheet steel	VX.8105245	8105245	RITTAL
-U2	1	Support rail	SZ.2313150	2313150	RITTAL
-U3	1	TS Cable duct for mounting plate, WHD: 40x2000x80 mm	TS.8800751	8800751	RITTAL
-U5	1	Support rail	SZ.2313150	2313150	RITTAL
-U6	1	Cable duct	TS.8800753	8800753	RITTAL
+RD1-AT1	1	SINAMICS S120 AIM 400V 16KW	6SL3100-0BE21-6AB0	6SL3100-0BE21-6AB0	SIEMENS
+RD1-XCD4	1	SINAMICS S120 DRIVE-CLIQ CABINET GLAND	6SL3066-2DA00-0AA0	6SL3066-2DA00-0AA0	SIEMENS
=S1-W+BK-XG1-X1/+BK-Y9,1	1	UNITRONIC SENSOR 5X0,25	UNITRONIC® SENSOR	7038907	LAPP group
=S1-W+BK-XG1-X1/+BK-Y9,1	1	MOSA M12 F straight, 5pin, 4...6mm,	7000-12921-0000000	7000-12921-0000000	Murrelektronik
=S1-W+BK-XG1-X1/+BK-Y9,1	1	MOSA M12 M straight, 5pin, 4...6mm,	7000-12721-0000000	7000-12721-0000000	Murrelektronik
=S1-W+BK-XG1-X2/+BK-Y10,1	1	UNITRONIC SENSOR 5X0,25	UNITRONIC® SENSOR	7038907	LAPP group
=S1-W+BK-XG1-X2/+BK-Y10,1	1	MOSA M12 F straight, 5pin, 4...6mm,	7000-12921-0000000	7000-12921-0000000	Murrelektronik
=S1-W+BK-XG1-X2/+BK-Y10,1	1	MOSA M12 M straight, 5pin, 4...6mm,	7000-12721-0000000	7000-12721-0000000	Murrelektronik
=S1-W+BK-XG1-X3/+BK-Y11,1	1	UNITRONIC SENSOR 5X0,25	UNITRONIC® SENSOR	7038907	LAPP group
=S1-W+BK-XG1-X3/+BK-Y11,1	1	MOSA M12 F straight, 5pin, 4...6mm,	7000-12921-0000000	7000-12921-0000000	Murrelektronik
=S1-W+BK-XG1-X3/+BK-Y11,1	1	MOSA M12 M straight, 5pin, 4...6mm,	7000-12721-0000000	7000-12721-0000000	Murrelektronik
=S1-W+BK-XG1-X4/+BK-Y12,1	1	UNITRONIC SENSOR 5X0,25	UNITRONIC® SENSOR	7038907	LAPP group
=S1-W+BK-XG1-X4/+BK-Y12,1	1	MOSA M12 F straight, 5pin, 4...6mm,	7000-12921-0000000	7000-12921-0000000	Murrelektronik
=S1-W+BK-XG1-X4/+BK-Y12,1	1	MOSA M12 M straight, 5pin, 4...6mm,	7000-12721-0000000	7000-12721-0000000	Murrelektronik
=S1-W+BK-XG1-X5/+BK-Y13,1	1	UNITRONIC SENSOR 5X0,25	UNITRONIC® SENSOR	7038907	LAPP group
=S1-W+BK-XG1-X5/+BK-Y13,1	1	MOSA M12 F straight, 5pin, 4...6mm,	7000-12921-0000000	7000-12921-0000000	Murrelektronik
=S1-W+BK-XG1-X5/+BK-Y13,1	1	MOSA M12 M straight, 5pin, 4...6mm,	7000-12721-0000000	7000-12721-0000000	Murrelektronik
=S1-W+BKPB-K1-X1/+S1-SW1-X1,1-4	1	Ethernetový stíněný kabel v kategorii CAT.5E - 4-drát, 2x2	6XV1840-2AH10	6XV1840-2AH10	SIEMENS
=S1-W+BKPB-K1-X1/+S1-SW1-X1,1-4	1	RJ45 plug 180 2x 2, RJ45 plug-in connector	6GK1901-1BB10-2AE0	6GK1901-1BB10-2AE0	SIEMENS
=S1-W+BKPB-K1-X1/+S1-SW1-X1,1-4	1	Industrial Ethernet FastConnect M12 plug PRO 2x2 M12	6GK1901-1BB10-2AE0	6GK1901-0DB20-6AA0	SIEMENS
=S1-W+BKPB-KS1-X1/+S1-SW1-X2,1-4	1	Ethernetový stíněný kabel v kategorii CAT.5E - 4-drát, 2x2	6XV1840-2AH10	6XV1840-2AH10	SIEMENS
=S1-W+BKPB-KS1-X1/+S1-SW1-X2,1-4	1	RJ45 plug 180 2x 2, RJ45 plug-in connector	6GK1901-1BB10-2AE0	6GK1901-1BB10-2AE0	SIEMENS
=S1-W+BKPB-KS1-X1/+S1-SW1-X2,1-4	1	Industrial Ethernet FastConnect M12 plug PRO 2x2 M12	6GK1901-1BB10-2AE0	6GK1901-0DB20-6AA0	SIEMENS
=S1-W+BKPB-KS1-X2/+BWPB-K1-X2,1	1	Power and control cables	ÖLFLEX® CLASSIC 110	1119003	LAPP group
=S1-W+BWPB-K1-X1/+S1-SW1-X3,1-4	1	Ethernetový stíněný kabel v kategorii CAT.5E - 4-drát, 2x2	6XV1840-2AH10	6XV1840-2AH10	SIEMENS
=S1-W+BWPB-K1-X1/+S1-SW1-X3,1-4	1	RJ45 plug 180 2x 2, RJ45 plug-in connector	6GK1901-1BB10-2AE0	6GK1901-1BB10-2AE0	SIEMENS
=S1-W+BWPB-K1-X1/+S1-SW1-X3,1-4	1	Industrial Ethernet FastConnect M12 plug PRO 2x2 M12	6GK1901-1BB10-2AE0	6GK1901-0DB20-6AA0	SIEMENS
=S1-W+BWPB-KS1-X1/+S1-SW1-X4,1-4	1	Ethernetový stíněný kabel v kategorii CAT.5E - 4-drát, 2x2	6XV1840-2AH10	6XV1840-2AH10	SIEMENS
=S1-W+BWPB-KS1-X1/+S1-SW1-X4,1-4	1	RJ45 plug 180 2x 2, RJ45 plug-in connector	6GK1901-1BB10-2AE0	6GK1901-1BB10-2AE0	SIEMENS
=S1-W+BWPB-KS1-X1/+S1-SW1-X4,1-4	1	Industrial Ethernet FastConnect M12 plug PRO 2x2 M12	6GK1901-1BB10-2AE0	6GK1901-0DB20-6AA0	SIEMENS
=S1-W+FM-BG1/+FM-XG1-X1,1	1	UNITRONIC SENSOR 5X0,25	UNITRONIC® SENSOR	7038907	LAPP group
=S1-W+FM-BG1/+FM-XG1-X1,1	1	MOSA M12 F straight, 5pin, 4...6mm,	7000-12921-0000000	7000-12921-0000000	Murrelektronik
=S1-W+FM-BG1/+FM-XG1-X1,1	1	MOSA M12 M straight, 5pin, 4...6mm,	7000-12721-0000000	7000-12721-0000000	Murrelektronik
=S1-W+FM-BG2/+FM-XG1-X2,1	1	UNITRONIC SENSOR 5X0,25	UNITRONIC® SENSOR	7038907	LAPP group
=S1-W+FM-BG2/+FM-XG1-X2,1	1	MOSA M12 F straight, 5pin, 4...6mm,	7000-12921-0000000	7000-12921-0000000	Murrelektronik
=S1-W+FM-BG2/+FM-XG1-X2,1	1	MOSA M12 M straight, 5pin, 4...6mm,	7000-12721-0000000	7000-12721-0000000	Murrelektronik
=S1-W+FM-BG3/+FM-XG1-X3,1	1	UNITRONIC SENSOR 5X0,25	UNITRONIC® SENSOR	7038907	LAPP group
=S1-W+FM-BG3/+FM-XG1-X3,1	1	MOSA M12 F straight, 5pin, 4...6mm,	7000-12921-0000000	7000-12921-0000000	Murrelektronik
=S1-W+FM-BG3/+FM-XG1-X3,1	1	MOSA M12 M straight, 5pin, 4...6mm,	7000-12721-0000000	7000-12721-0000000	Murrelektronik
=S1-W+FM-BG4/+FM-XG1-X4,1	1	UNITRONIC SENSOR 5X0,25	UNITRONIC® SENSOR	7038907	LAPP group
=S1-W+FM-BG4/+FM-XG1-X4,1	1	MOSA M12 F straight, 5pin, 4...6mm,	7000-12921-0000000	7000-12921-0000000	Murrelektronik
=S1-W+FM-BG4/+FM-XG1-X4,1	1	MOSA M12 M straight, 5pin, 4...6mm,	7000-12721-0000000	7000-12721-0000000	Murrelektronik
=S1-W+FM-BG5/+FM-XG1-X5,1	1	UNITRONIC SENSOR 5X0,25	UNITRONIC® SENSOR	7038907	LAPP group
=S1-W+FM-BG5/+FM-XG1-X5,1	1	MOSA M12 F straight, 5pin, 4...6mm,	7000-12921-0000000	7000-12921-0000000	Murrelektronik
=S1-W+FM-BG5/+FM-XG1-X5,1	1	MOSA M12 M straight, 5pin, 4...6mm,	7000-12721-0000000	7000-12721-0000000	Murrelektronik
=S1-W+FM-BG6/+FM-XG1-X6,1	1	UNITRONIC SENSOR 5X0,25	UNITRONIC® SENSOR	7038907	LAPP group
=S1-W+FM-BG6/+FM-XG1-X6,1	1	MOSA M12 F straight, 5pin, 4...6mm,	7000-12921-0000000	7000-12921-0000000	Murrelektronik

# Parts list

Device tag	Quantity	Designation	Type number		Supplier
=S1-W+FM-BG6/+FM-XG1-X6,1	1	MOSA M12 M straight, 5pin, 4...6mm,	7000-12721-0000000	7000-12721-0000000	Murrelektronik
=S1-W+FM-BG7/+FM-XG3-X1,1	1	UNITRONIC SENSOR 5X0,25	UNITRONIC® SENSOR	7038907	LAPP group
=S1-W+FM-BG7/+FM-XG3-X1,1	1	MOSA M12 F straight, 5pin, 4...6mm,	7000-12921-0000000	7000-12921-0000000	Murrelektronik
=S1-W+FM-BG7/+FM-XG3-X1,1	1	MOSA M12 M straight, 5pin, 4...6mm,	7000-12721-0000000	7000-12721-0000000	Murrelektronik
=S1-W+FM-BG8/+FM-XG3-X2,1	1	UNITRONIC SENSOR 5X0,25	UNITRONIC® SENSOR	7038907	LAPP group
=S1-W+FM-BG8/+FM-XG3-X2,1	1	MOSA M12 F straight, 5pin, 4...6mm,	7000-12921-0000000	7000-12921-0000000	Murrelektronik
=S1-W+FM-BG8/+FM-XG3-X2,1	1	MOSA M12 M straight, 5pin, 4...6mm,	7000-12721-0000000	7000-12721-0000000	Murrelektronik
=S1-W+MOB-EN1/+S1-AM2-X100,.	1	Signal cable extension 3x (2x0.14) C+4x 0.14+2x0.5 +4x 0.22 C M23 UL/CSA DESINA Dmax=9.8 mm Length 10 (m)	6FX8002-2EQ14-1BA0	6FX8002-2EQ14-1BA0	SIEMENS
=S1-W+MOF-EN1/+S1-AM1-X100,.	1	Signal cable extension 3x (2x0.14) C+4x 0.14+2x0.5 +4x 0.22 C M23 UL/CSA DESINA Dmax=9.8 mm Length 10 (m)	6FX8002-2EQ14-1BA0	6FX8002-2EQ14-1BA0	SIEMENS
=S1-W+PUS-M2-X202.1/+S1-AD2-X502,3	1	Kabel pro připojení motor-enkoderu (SINAMICS Drive CLiQ) IP67/IP67, 3m	6FX5002-2DC20-1AD0	6FX5002-2DC20-1AD0	SIEMENS
=S1-W+RD1-AT1-X500/+RD1-TP1-X201	1	Signal cable pre-assembled (SINAMICS Drive CLiQ) connector IP20/IP20 0,9 m	6SL3060-4AA10-0AA0	6SL3060-4AA10-0AA0	SIEMENS
=S1-W+RD1-CAMS1/+S1-CAM1,2	1		TM-PIFC10-TIM8	2970692	
=S1-W+RD1-DA1-X100/+RD1-TA1-X200,.	1	Signal cable pre-assembled (SINAMICS Drive CLiQ) connector IP20/IP20 0,9 m	6SL3060-4AA10-0AA0	6SL3060-4AA10-0AA0	SIEMENS
=S1-W+RD1-DA1-X102/+RD1-TP1-X200,.	1	Signal cable pre-assembled (SINAMICS Drive CLiQ) connector IP20/IP20 0,9 m	6SL3060-4AA10-0AA0	6SL3060-4AA10-0AA0	SIEMENS
=S1-W+RD1-DA1-X103/+RD1-XCD1-X_OUT,..1	1	Signal cable pre-assembled type: 6FX2002-1DC00-1AC0 (SINAMICS Drive CLiQ) connector IP20/IP20, without 24 V	6FX2002-1DC00-1AC0	6FX2002-1DC00-1AC0	SIEMENS
=S1-W+RD1-DA1-X150 P2/+RD1-DA2-X150 P1	1	Ethernetový stíněný kabel v kategorii CAT.5E - 4-drát, 2x2	6XV1840-2AH10	6XV1840-2AH10	SIEMENS
=S1-W+RD1-DA1-X150 P2/+RD1-DA2-X150 P1	2	RJ45 plug 180 2x 2, RJ45 plug-in connector	6GK1901-1BB10-2AE0	6GK1901-1BB10-2AE0	SIEMENS
=S1-W+RD1-DA2-X100/+RD1-TA4-X200,.	1	Signal cable pre-assembled (SINAMICS Drive CLiQ) connector IP20/IP20 0,9 m	6SL3060-4AA10-0AA0	6SL3060-4AA10-0AA0	SIEMENS
=S1-W+RD1-DA2-X102/+RD1-XCD2-X_OUT,.	1	Signal cable pre-assembled type: 6FX2002-1DC00-1AC0 (SINAMICS Drive CLiQ) connector IP20/IP20, without 24 V	6FX2002-1DC00-1AC0	6FX2002-1DC00-1AC0	SIEMENS
=S1-W+RD1-DA2-X150 P2/+RD1-DA3-X150 P1	1	Ethernetový stíněný kabel v kategorii CAT.5E - 4-drát, 2x2	6XV1840-2AH10	6XV1840-2AH10	SIEMENS
=S1-W+RD1-DA2-X150 P2/+RD1-DA3-X150 P1	2	RJ45 plug 180 2x 2, RJ45 plug-in connector	6GK1901-1BB10-2AE0	6GK1901-1BB10-2AE0	SIEMENS
=S1-W+RD1-DA3-X100/+RD1-TA2-X200,.	1	Signal cable pre-assembled (SINAMICS Drive CLiQ) connector IP20/IP20 0,9 m	6SL3060-4AA10-0AA0	6SL3060-4AA10-0AA0	SIEMENS
=S1-W+RD1-DA3-X103/+RD1-XCD3-X_OUT,.	1	Signal cable pre-assembled type: 6FX2002-1DC00-1AC0 (SINAMICS Drive CLiQ) connector IP20/IP20, without 24 V	6FX2002-1DC00-1AC0	6FX2002-1DC00-1AC0	SIEMENS
=S1-W+RD1-DA3-X150 P2/+RD1-DA4-X150 P1	1	Ethernetový stíněný kabel v kategorii CAT.5E - 4-drát, 2x2	6XV1840-2AH10	6XV1840-2AH10	SIEMENS
=S1-W+RD1-DA3-X150 P2/+RD1-DA4-X150 P1	2	RJ45 plug 180 2x 2, RJ45 plug-in connector	6GK1901-1BB10-2AE0	6GK1901-1BB10-2AE0	SIEMENS
=S1-W+RD1-DA4-X100/+RD1-TA7-X200,.	1	Signal cable pre-assembled (SINAMICS Drive CLiQ) connector IP20/IP20 0,9 m	6SL3060-4AA10-0AA0	6SL3060-4AA10-0AA0	SIEMENS
=S1-W+RD1-DA4-X103/+RD1-XCD4-X_OUT,.	1	Signal cable pre-assembled type: 6FX2002-1DC00-1AC0 (SINAMICS Drive CLiQ) connector IP20/IP20, without 24 V	6FX2002-1DC00-1AC0	6FX2002-1DC00-1AC0	SIEMENS
=S1-W+RD1-DA4-X150 P2/+RD1-DA5-X150 P1	1	Ethernetový stíněný kabel v kategorii CAT.5E - 4-drát, 2x2	6XV1840-2AH10	6XV1840-2AH10	SIEMENS
=S1-W+RD1-DA4-X150 P2/+RD1-DA5-X150 P1	2	RJ45 plug 180 2x 2, RJ45 plug-in connector	6GK1901-1BB10-2AE0	6GK1901-1BB10-2AE0	SIEMENS
=S1-W+RD1-DA5-X100/+RD1-TA9-X200,.	1	Signal cable pre-assembled (SINAMICS Drive CLiQ) connector IP20/IP20 0,9 m	6SL3060-4AA10-0AA0	6SL3060-4AA10-0AA0	SIEMENS
=S1-W+RD1-DA5-X103/+RD1-XCD5-X_OUT,.	1	Signal cable pre-assembled type: 6FX2002-1DC00-1AC0 (SINAMICS Drive CLiQ) connector IP20/IP20, without 24 V	6FX2002-1DC00-1AC0	6FX2002-1DC00-1AC0	SIEMENS
=S1-W+RD1-PE1/+S1-PE,1	1	Power and control cables	H07V-K	4520005	LAPP group
=S1-W+RD1-PotN/+RD1-XC22,3	1	ÖLFLEX CLASSIC 100 3G1,5	ÖLFLEX® CLASSIC 100	00100644	LAPP group
=S1-W+RD1-SW1-A1/+RD1-A1-P1	1	Ethernetový stíněný kabel v kategorii CAT.5E - 4-drát, 2x2	6XV1840-2AH10	6XV1840-2AH10	SIEMENS
=S1-W+RD1-SW1-A1/+RD1-A1-P1	2	RJ45 plug 180 2x 2, RJ45 plug-in connector	6GK1901-1BB10-2AE0	6GK1901-1BB10-2AE0	SIEMENS
=S1-W+RD1-SW1-A1/+RD1-DA1-X150 P1	1	Ethernetový stíněný kabel v kategorii CAT.5E - 4-drát, 2x2	6XV1840-2AH10	6XV1840-2AH10	SIEMENS
=S1-W+RD1-SW1-A1/+RD1-DA1-X150 P1	2	RJ45 plug 180 2x 2, RJ45 plug-in connector	6GK1901-1BB10-2AE0	6GK1901-1BB10-2AE0	SIEMENS
=S1-W+RD1-SW1/+RD1-CPU1-X1 P1 R	1	Ethernetový stíněný kabel v kategorii CAT.5E - 4-drát, 2x2	6XV1840-2AH10	6XV1840-2AH10	SIEMENS
=S1-W+RD1-SW1/+RD1-CPU1-X1 P1 R	2	RJ45 plug 180 2x 2, RJ45 plug-in connector	6GK1901-1BB10-2AE0	6GK1901-1BB10-2AE0	SIEMENS
=S1-W+RD1-TA1-X201/+RD1-TA3-X200,.	1	Signal cable pre-assembled (SINAMICS Drive CLiQ) connector IP20/IP20 0,11 m	6SL3060-4AB00-0AA0	6SL3060-4AB00-0AA0	SIEMENS
=S1-W+RD1-TA3-X201/+RD1-TA5-X200,.	1	Signal cable pre-assembled (SINAMICS Drive CLiQ) connector IP20/IP20 0,11 m	6SL3060-4AB00-0AA0	6SL3060-4AB00-0AA0	SIEMENS
=S1-W+RD1-TA4-X201/+RD1-TA6-X200,.	1	Signal cable pre-assembled (SINAMICS Drive CLiQ) connector IP20/IP20 0,11 m	6SL3060-4AB00-0AA0	6SL3060-4AB00-0AA0	SIEMENS
=S1-W+RD1-TA7-X201/+RD1-TA8-X200,.	1	Signal cable pre-assembled (SINAMICS Drive CLiQ) connector IP20/IP20 0,11 m	6SL3060-4AB00-0AA0	6SL3060-4AB00-0AA0	SIEMENS
=S1-W+RD1-TA10-X200/+RD1-TA9-X201	1	Signal cable pre-assembled (SINAMICS Drive CLiQ) connector IP20/IP20 0,11 m	6SL3060-4AB00-0AA0	6SL3060-4AB00-0AA0	SIEMENS
=S1-W+RD1-TA10-X201/+RD1-TA11-X200,.	1	Signal cable pre-assembled (SINAMICS Drive CLiQ) connector IP20/IP20 0,11 m	6SL3060-4AB00-0AA0	6SL3060-4AB00-0AA0	SIEMENS
=S1-W+RD1-X2/+RD1-EA1-XI,L	1	Infeed, 3-pole (with socket, without connector), Input voltage: 100 V - 240 V, 1~, 50 Hz/60 Hz, UL	SZ.2500500	2500500	RITTAL
=S1-W+RD1-XC1/+DNA-M1,PE	1	Power cable pre-assembled 6FX5002-5CN06 4x1,5 C, délka 50m	6FX5002-5CN06-1FA0	6FX5002-5CN06-1FA0	SIEMENS
=S1-W+RD1-XC1/+RD1-TA1-X1,PE	1	Power cable, 6FX5008 4X1,5C 2X1,5C	6FX5008-1BA11	6FX5008-1BA11	SIEMENS
=S1-W+RD1-XC2/+INVf-M1,PE	1	Power cable pre-assembled TYPE 6FX8002-5CS06 4X1,5 C	6FX8002-5CS06-1EH5	6FX8002-5CS06-1EH5	SIEMENS
=S1-W+RD1-XC2/+RD1-TA2-X1,PE	1	Power cable, 6FX5008 4X1,5 C	6FX5008-1BB11	6FX5008-1BB11	SIEMENS
=S1-W+RD1-XC3/+INVR-M1,PE	1	Power cable pre-assembled TYPE 6FX8002-5CS06 4X1,5 C	6FX8002-5CS06-1EH5	6FX8002-5CS06-1EH5	SIEMENS
=S1-W+RD1-XC3/+RD1-TA2-X2,PE	1	Power cable, 6FX5008 4X1,5 C	6FX5008-1BB11	6FX5008-1BB11	SIEMENS
=S1-W+RD1-XC4/+BLH-M1,4	1	Power cable pre-assembled 6FX5002-5DN06 4x1,5 C, 2x1,5 C, lenght 50m	6FX5002-5DN06-1FA0	6FX5002-5DN06-1FA0	SIEMENS
=S1-W+RD1-XC4/+RD1-TA3-X1,BR+	1	Power cable, 6FX5008 4X1,5C 2X1,5C	6FX5008-1BA11	6FX5008-1BA11	SIEMENS
=S1-W+RD1-XC5/+BAT-M1,4	1	Power cable pre-assembled 6FX5002-5DN06 4x1,5 C, 2x1,5 C, lenght 50m	6FX5002-5DN06-1FA0	6FX5002-5DN06-1FA0	SIEMENS
=S1-W+RD1-XC5/+RD1-TA3-X2,BR+	1	Power cable, 6FX5008 4X1,5C 2X1,5C	6FX5008-1BA11	6FX5008-1BA11	SIEMENS

			Date	04.01.2023	T&T 100 ISX Two section drive panel			Parts list : MURR.7000-12721-0000000 - SIE.6FX5008-1BA11			⌘ EPD =	
			Ed	Budai Jan							+	
			Appr						ISX - Two section drive panel			
Modification	Date	Name			Replacement of	Replaced by			T&T100	Page 1.a		
										Page 142 / 166		



Parts list

F01\_001-verA

Device tag	Quantity	Designation	Type number		Supplier
=S1-W+RD1-XC5/+RD1-TA3-X2,BR+	1	Kabel pro připojení motor-enkoderu (SINAMICS Drive CLiQ) IP67/IP67, 3m	6FX5002-2DC20-1AD0	6FX5002-2DC20-1AD0	SIEMENS
=S1-W+RD1-XC6/+RD1-TA4-X1,BR+	1	Power cable, 6FX5008 4X1,5C 2X1,5C	6FX5008-1BA11	6FX5008-1BA11	SIEMENS
=S1-W+RD1-XC6/+TAK-M1,4	1	Power cable pre-assembled 6FX5002-5DN06 4x1,5 C, 2x1,5 C, lenght 50m	6FX5002-5DN06-1FA0	6FX5002-5DN06-1FA0	SIEMENS
=S1-W+RD1-XC7/+RD1-TA4-X2,BR+	1	Power cable, 6FX5008 4X1,5C 2X1,5C	6FX5008-1BA11	6FX5008-1BA11	SIEMENS
=S1-W+RD1-XC7/+TAK-M2,4	1	Power cable pre-assembled 6FX5002-5DN06 4x1,5 C, 2x1,5 C, lenght 50m	6FX5002-5DN06-1FA0	6FX5002-5DN06-1FA0	SIEMENS
=S1-W+RD1-XC8/+BLR-M1,4	1	Power cable pre-assembled 6FX5002-5DN06 4x1,5 C, 2x1,5 C, lenght 50m	6FX5002-5DN06-1FA0	6FX5002-5DN06-1FA0	SIEMENS
=S1-W+RD1-XC8/+RD1-TA5-X1,BR+	1	Power cable, 6FX5008 4X1,5C 2X1,5C	6FX5008-1BA11	6FX5008-1BA11	SIEMENS
=S1-W+RD1-XC9/+BAR-M1,4	1	Power cable pre-assembled 6FX5002-5DN06 4x1,5 C, 2x1,5 C, lenght 50m	6FX5002-5DN06-1FA0	6FX5002-5DN06-1FA0	SIEMENS
=S1-W+RD1-XC9/+RD1-TA5-X2,BR+	1	Power cable, 6FX5008 4X1,5C 2X1,5C	6FX5008-1BA11	6FX5008-1BA11	SIEMENS
=S1-W+RD1-XC10/+PUS-M1,PE	1	Power cable pre-assembled 6FX5002-5CN06 4x1,5 C, délka 50m	6FX5002-5CN06-1FA0	6FX5002-5CN06-1FA0	SIEMENS
=S1-W+RD1-XC10/+RD1-TA6-X1,PE	1	Power cable, 6FX5008 4X1,5 C	6FX5008-1BB11	6FX5008-1BB11	SIEMENS
=S1-W+RD1-XC11/+PUS-M2,PE	1	Power cable pre-assembled 6FX5002-5CN06 4x1,5 C, délka 50m	6FX5002-5CN06-1FA0	6FX5002-5CN06-1FA0	SIEMENS
=S1-W+RD1-XC11/+RD1-TA6-X2,PE	1	Power cable, 6FX5008 4X1,5 C	6FX5008-1BB11	6FX5008-1BB11	SIEMENS
=S1-W+RD1-XC12/+MBL-M1,PE	1	Power cable pre-assembled TYPE 6FX8002-5CS06 4X1,5 C, 50 m	6FX8002-5CS06-1FA0	6FX8002-5CS06-1FA0	SIEMENS
=S1-W+RD1-XC12/+RD1-TA7-X1,PE	1	Power cable, 6FX5008 4X1,5 C	6FX5008-1BB11	6FX5008-1BB11	SIEMENS
=S1-W+RD1-XC13/+MBL-M2,PE	1	Power cable pre-assembled TYPE 6FX8002-5CS06 4X1,5 C, 50 m	6FX8002-5CS06-1FA0	6FX8002-5CS06-1FA0	SIEMENS
=S1-W+RD1-XC13/+RD1-TA7-X2,PE	1	Power cable, 6FX5008 4X1,5 C	6FX5008-1BB11	6FX5008-1BB11	SIEMENS
=S1-W+RD1-XC14/+MBK-M1,PE	1	Power cable pre-assembled TYPE 6FX8002-5CS06 4X1,5 C, 50 m	6FX8002-5CS06-1FA0	6FX8002-5CS06-1FA0	SIEMENS
=S1-W+RD1-XC14/+RD1-TA8-X1,PE	1	Power cable, 6FX5008 4X1,5 C	6FX5008-1BB11	6FX5008-1BB11	SIEMENS
=S1-W+RD1-XC15/+MBK-M2,PE	1	Power cable pre-assembled TYPE 6FX8002-5CS06 4X1,5 C, 50 m	6FX8002-5CS06-1FA0	6FX8002-5CS06-1FA0	SIEMENS
=S1-W+RD1-XC15/+RD1-TA8-X2,PE	1	Power cable, 6FX5008 4X1,5 C	6FX5008-1BB11	6FX5008-1BB11	SIEMENS
=S1-W+RD1-XC16/+PLG-M1,PE	1	Power cable pre-assembled 6FX5002-5CN27 4x1,5 C, lenght 50m	6FX5002-5CN27-1FA0	6FX5002-5CN27-1FA0	SIEMENS
=S1-W+RD1-XC16/+RD1-TA9-X1,PE	1	Power cable, 6FX5008 4X1,5 C	6FX5008-1BB11	6FX5008-1BB11	SIEMENS
=S1-W+RD1-XC17/+PLG-M2,PE	1	Power cable pre-assembled 6FX5002-5CN27 4x1,5 C, lenght 50m	6FX5002-5CN27-1FA0	6FX5002-5CN27-1FA0	SIEMENS
=S1-W+RD1-XC17/+RD1-TA9-X2,PE	1	Power cable, 6FX5008 4X1,5 C	6FX5008-1BB11	6FX5008-1BB11	SIEMENS
=S1-W+RD1-XC18/+PLG-M3,PE	1	Power cable pre-assembled 6FX5002-5CN27 4x1,5 C, lenght 50m	6FX5002-5CN27-1FA0	6FX5002-5CN27-1FA0	SIEMENS
=S1-W+RD1-XC18/+RD1-TA10-X1,PE	1	Power cable, 6FX5008 4X1,5 C	6FX5008-1BB11	6FX5008-1BB11	SIEMENS
=S1-W+RD1-XC19/+PLG-M4,PE	1	Power cable pre-assembled 6FX5002-5CN27 4x1,5 C, lenght 50m	6FX5002-5CN27-1FA0	6FX5002-5CN27-1FA0	SIEMENS
=S1-W+RD1-XC19/+RD1-TA10-X2,PE	1	Power cable, 6FX5008 4X1,5 C	6FX5008-1BB11	6FX5008-1BB11	SIEMENS
=S1-W+RD1-XC20/+PLG-M5,PE	1	Power cable pre-assembled 6FX5002-5CN27 4x1,5 C, lenght 50m	6FX5002-5CN27-1FA0	6FX5002-5CN27-1FA0	SIEMENS
=S1-W+RD1-XC20/+RD1-TA11-X1,PE	1	Power cable, 6FX5008 4X1,5 C	6FX5008-1BB11	6FX5008-1BB11	SIEMENS
=S1-W+RD1-XC21/+PLGH-M1,PE	1	Power cable pre-assembled 6FX5002-5CN06 4x1,5 C, délka 50m	6FX5002-5CN06-1FA0	6FX5002-5CN06-1FA0	SIEMENS
=S1-W+RD1-XC21/+RD1-TA11-X2,PE	1	Power cable, 6FX5008 4X1,5 C	6FX5008-1BB11	6FX5008-1BB11	SIEMENS
=S1-W+RD1-XC22/+VDP-M1,1	1	ÖLFLEX CLASSIC 100 3G1,5	ÖLFLEX® CLASSIC 100	00100644	LAPP group
=S1-W+RD1-XC22/+VDP-M2,1	1	ÖLFLEX CLASSIC 100 3G1,5	ÖLFLEX® CLASSIC 100	00100644	LAPP group
=S1-W+RD1-XC-ETH1/+RD1-CPU1-X1 L1 R	1	Ethernetový stíněný kabel v kategorii CAT.5E - 4-drát, 2x2	6XV1840-2AH10	6XV1840-2AH10	SIEMENS
=S1-W+RD1-XC-ETH1/+RD1-CPU1-X1 L1 R	2	RJ45 plug 180 2x 2, RJ45 plug-in connector	6GK1901-1BB10-2AE0	6GK1901-1BB10-2AE0	SIEMENS
=S1-W+RD1-XC-ETH1/+RD1-CPU1-X1 P2 R	1	Ethernetový stíněný kabel v kategorii CAT.5E - 4-drát, 2x2	6XV1840-2AH10	6XV1840-2AH10	SIEMENS
=S1-W+RD1-XC-ETH1/+RD1-CPU1-X1 P2 R	2	RJ45 plug 180 2x 2, RJ45 plug-in connector	6GK1901-1BB10-2AE0	6GK1901-1BB10-2AE0	SIEMENS
=S1-W+RD1-XC-ETH1/+S1-CAM1,,	1	Ethernetový stíněný kabel v kategorii CAT.5E - 4-drát, 2x2	6XV1840-2AH10	6XV1840-2AH10	SIEMENS
=S1-W+RD1-XC-ETH1/+S1-CAM1,,	1	RJ45 plug 180 2x 2, RJ45 plug-in connector	6GK1901-1BB10-2AE0	6GK1901-1BB10-2AE0	SIEMENS
=S1-W+RD1-XC-ETH1/+S1-CAM1,,	1	Industrial Ethernet FastConnect M12 plug PRO 2x2 M12	6GK1901-1BB10-2AE0	6GK1901-0DB20-6AA0	SIEMENS
=S1-W+RD1-XC-PN1/+RD1-SW1-A1,P1	1	Ethernetový stíněný kabel v kategorii CAT.5E - 4-drát, 2x2	6XV1840-2AH10	6XV1840-2AH10	SIEMENS
=S1-W+RD1-XC-PN1/+RD1-SW1-A1,P1	2	RJ45 plug 180 2x 2, RJ45 plug-in connector	6GK1901-1BB10-2AE0	6GK1901-1BB10-2AE0	SIEMENS
=S1-W+RD1-XC-PN1/+S1-SW1-X0,1-4	1	Ethernetový stíněný kabel v kategorii CAT.5E - 4-drát, 2x2	6XV1840-2AH10	6XV1840-2AH10	SIEMENS
=S1-W+RD1-XC-PN1/+S1-SW1-X0,1-4	1	RJ45 plug 180 2x 2, RJ45 plug-in connector	6GK1901-1BB10-2AE0	6GK1901-1BB10-2AE0	SIEMENS
=S1-W+RD1-XC-PN1/+S1-SW1-X0,1-4	1	Industrial Ethernet FastConnect M12 plug PRO 2x2 M12	6GK1901-1BB10-2AE0	6GK1901-0DB20-6AA0	SIEMENS
=S1-W+RD1-XCD1-X_IN/+S1-AD1-X500,,	3	Signal cable pre-assembled type: 6FX5002-2DC10-1FA0 (SINAMICS Drive CLiQ) connector IP67/IP20, with 24 V	6FX5002-2DC10-1FA0	6FX5002-2DC10-1FA0	SIEMENS
=S1-W+RD1-XCD2-X_IN/+S1-AD2-X500,,	1	Signal cable pre-assembled type: 6FX5002-2DC10-1FA0 (SINAMICS Drive CLiQ) connector IP67/IP20, with 24 V	6FX5002-2DC10-1FA0	6FX5002-2DC10-1FA0	SIEMENS
=S1-W+RD1-XCD3-X_IN/+S1-AD3-X500,,	1	Signal cable pre-assembled type: 6FX5002-2DC10-1FA0 (SINAMICS Drive CLiQ) connector IP67/IP20, with 24 V	6FX5002-2DC10-1FA0	6FX5002-2DC10-1FA0	SIEMENS
=S1-W+RD1-XCF1/+FM-XG1,17	1	Power and control cables	ÖLFLEX® CLASSIC 110 CY	1135018	LAPP group
=S1-W+RD1-XCF2/+FM-XG3,17	1	Power and control cables	ÖLFLEX® CLASSIC 110 CY	1135018	LAPP group
=S1-W+RD1-XCY1/+UB-XG1,17	1	Power and control cables	ÖLFLEX® CLASSIC 110	1119010	LAPP group
=S1-W+RD1-XCY2/+VBS-X1.1,A1	1	Power and control cables	ÖLFLEX® CLASSIC 110	1119065	LAPP group
=S1-W+RD1-XCY3/+BK-XG1,17	1	Power and control cables	ÖLFLEX® CLASSIC 110 CY	1135018	LAPP group
=S1-W+RD1-XPB3/+RD1-CAMS1,4	1	Power and control cables	ÖLFLEX® CLASSIC 110	1119010	LAPP group

Parts list

F01\_001-verA

Device tag	Quantity	Designation	Type number		Supplier
=S1-W+RD1-XPB3/+RD1-CAMS1,4	1	MOSA M12 F straight, 5pin, 4...6mm,	7000-12921-0000000	7000-12921-0000000	Murrelektronik
=S1-W+RD1-XPB3/+RD1-CAMS1,4	1	MOSA M12 M straight, 5pin, 4...6mm,	7000-12721-0000000	7000-12721-0000000	Murrelektronik
=S1-W+S1-AD1-X501/+BLR-M1-X202.1,,	2	Kabel pro připojení motor-enkoderu (SINAMICS Drive CLiQ) IP67/IP67, 3m	6FX5002-2DC20-1AD0	6FX5002-2DC20-1AD0	SIEMENS
=S1-W+S1-AD1-X504/+BAT-M1-X202.1,,	1	Kabel pro připojení motor-enkoderu (SINAMICS Drive CLiQ) IP67/IP67, 3m	6FX5002-2DC20-1AD0	6FX5002-2DC20-1AD0	SIEMENS
=S1-W+S1-AD1-X505/+DNA-M1-X202.1,,	1	Kabel pro připojení motor-enkoderu (SINAMICS Drive CLiQ) IP67/IP67, 3m	6FX5002-2DC20-1AD0	6FX5002-2DC20-1AD0	SIEMENS
=S1-W+S1-AD2-X501/+PUS-M1-X202.1,,	1	Kabel pro připojení motor-enkoderu (SINAMICS Drive CLiQ) IP67/IP67, 3m	6FX5002-2DC20-1AD0	6FX5002-2DC20-1AD0	SIEMENS
=S1-W+S1-AD2-X503/+TAK-M1-X202.1,,	1	Kabel pro připojení motor-enkoderu (SINAMICS Drive CLiQ) IP67/IP67, 3m	6FX5002-2DC20-1AD0	6FX5002-2DC20-1AD0	SIEMENS
=S1-W+S1-AD3-X501/+S1-AM1-X500,,	1	Kabel pro připojení motor-enkoderu (SINAMICS Drive CLiQ) IP67/IP67, 3m	6FX5002-2DC20-1AD0	6FX5002-2DC20-1AD0	SIEMENS
=S1-W+S1-AD3-X502/+S1-AM2-X500,,	1	Kabel pro připojení motor-enkoderu (SINAMICS Drive CLiQ) IP67/IP67, 3m	6FX5002-2DC20-1AD0	6FX5002-2DC20-1AD0	SIEMENS
=S1-W+S1-AD3-X503/+PLGH-M1-X202.1,,	1	Kabel pro připojení motor-enkoderu (SINAMICS Drive CLiQ) IP67/IP67, 3m	6FX5002-2DC20-1AD0	6FX5002-2DC20-1AD0	SIEMENS
=S1-W+S1-AD4-X501/+MBL-M1-X202.1,,	1	Kabel pro připojení motor-enkoderu (SINAMICS Drive CLiQ) IP67/IP67, 3m	6FX5002-2DC20-1AD0	6FX5002-2DC20-1AD0	SIEMENS
=S1-W+S1-AD4-X502/+MBL-M2-X202.1,,	1	Kabel pro připojení motor-enkoderu (SINAMICS Drive CLiQ) IP67/IP67, 3m	6FX5002-2DC20-1AD0	6FX5002-2DC20-1AD0	SIEMENS
=S1-W+S1-AD4-X503/+MBK-M1-X202.1,,	1	Kabel pro připojení motor-enkoderu (SINAMICS Drive CLiQ) IP67/IP67, 3m	6FX5002-2DC20-1AD0	6FX5002-2DC20-1AD0	SIEMENS
=S1-W+S1-AD4-X504/+MBK-M2-X202.1,,	1	Kabel pro připojení motor-enkoderu (SINAMICS Drive CLiQ) IP67/IP67, 3m	6FX5002-2DC20-1AD0	6FX5002-2DC20-1AD0	SIEMENS
=S1-W+S1-AD5-X501/+PLG-M1-X202.1,,	1	Signal cable pre-assembled Type: 6FX5002-2DC48 Drive-CLiQ Length 3m	6FX5002-2DC48-1AD0	6FX5002-2DC48-1AD0	SIEMENS
=S1-W+S1-AD5-X502/+PLG-M2-X202.1,,	1	Signal cable pre-assembled Type: 6FX5002-2DC48 Drive-CLiQ Length 3m	6FX5002-2DC48-1AD0	6FX5002-2DC48-1AD0	SIEMENS
=S1-W+S1-AD5-X503/+PLG-M3-X202.1,,	1	Signal cable pre-assembled Type: 6FX5002-2DC48 Drive-CLiQ Length 3m	6FX5002-2DC48-1AD0	6FX5002-2DC48-1AD0	SIEMENS
=S1-W+S1-AD5-X504/+PLG-M4-X202.1,,	1	Signal cable pre-assembled Type: 6FX5002-2DC48 Drive-CLiQ Length 3m	6FX5002-2DC48-1AD0	6FX5002-2DC48-1AD0	SIEMENS
=S1-W+S1-AD5-X505/+PLG-M5-X202.1,,	1	Signal cable pre-assembled Type: 6FX5002-2DC48 Drive-CLiQ Length 3m	6FX5002-2DC48-1AD0	6FX5002-2DC48-1AD0	SIEMENS
=S1-W+S1-AM1-X200/+INVF-M1-M17,1,2	1	Signal cable pre-assembled type: 6FX8002-2SL20 for temperature sensor 3x 2x 0.5+1x 1 C M17 male ,Dmax=11 mm Length 10 (m)	6FX8002-2SL20-1BA0	6FX8002-2SL20-1BA0	SIEMENS
=S1-W+S1-AM1-X200/+INVF-M1-M17,1,2	1	M17 plug 7-pole	6GK1901-1BB10-2AE0	6FX2003-0SU07	SIEMENS
=S1-W+S1-AM2-X200/+INVR-M1-M17,1,3	1	Signal cable pre-assembled type: 6FX8002-2SL20 for temperature sensor 3x 2x 0.5+1x 1 C M17 male ,Dmax=11 mm Length 10 (m)	6FX8002-2SL20-1BA0	6FX8002-2SL20-1BA0	SIEMENS
=S1-W+S1-AM2-X200/+INVR-M1-M17,1,3	1	M17 plug 7-pole	6GK1901-1BB10-2AE0	6FX2003-0SU07	SIEMENS
=S1-W+S1-XC1-1/+S1-XC2-2,1	3	Power and control cables	ÖLFLEX® CLASSIC 110	1119003	LAPP group
=S1-W+S1-XC1-1/+S1-XC2-2,1	3	MOSA M12 M straight, 5pin, 4...6mm,	7000-12721-0000000	7000-12721-0000000	Murrelektronik
=S1-W+S1-XC2-1/+S1-XC3-2,1	1	Power and control cables	ÖLFLEX® CLASSIC 110	1119003	LAPP group
=S1-W+S1-XC2-1/+S1-XC3-2,1	1	MOSA M12 M straight, 5pin, 4...6mm,	7000-12721-0000000	7000-12721-0000000	Murrelektronik
=S1-W+S1-XC3-1/+S1-XC4-2,1	1	Power and control cables	ÖLFLEX® CLASSIC 110	1119003	LAPP group
=S1-W+S1-XC3-1/+S1-XC4-2,1	1	MOSA M12 M straight, 5pin, 4...6mm,	7000-12721-0000000	7000-12721-0000000	Murrelektronik
=S1-W+TAK-M2-X202.1/+S1-AD2-X504,5,1	1	Kabel pro připojení motor-enkoderu (SINAMICS Drive CLiQ) IP67/IP67, 3m	6FX5002-2DC20-1AD0	6FX5002-2DC20-1AD0	SIEMENS
=S1-W+UB-XG1-X1/+UB-Y1,x2	1	Power and control cables	ÖLFLEX® CLASSIC 110	1119003	LAPP group
=S1-W+UB-XG1-X1/+UB-Y1,x2	1	MOSA M12 F straight, 5pin, 4...6mm,	7000-12921-0000000	7000-12921-0000000	Murrelektronik
=S1-W+UB-XG1-X2/+UB-Y2,x2	1	Power and control cables	ÖLFLEX® CLASSIC 110	1119003	LAPP group
=S1-W+UB-XG1-X2/+UB-Y2,x2	1	MOSA M12 F straight, 5pin, 4...6mm,	7000-12921-0000000	7000-12921-0000000	Murrelektronik
=S1-W+UB-XG1-X3/+UB-Y3,x2	1	Power and control cables	ÖLFLEX® CLASSIC 110	1119003	LAPP group
=S1-W+UB-XG1-X3/+UB-Y3,x2	1	MOSA M12 F straight, 5pin, 4...6mm,	7000-12921-0000000	7000-12921-0000000	Murrelektronik
=S1-W+UB-XG1-X4/+UB-Y4,x2	1	Power and control cables	ÖLFLEX® CLASSIC 110	1119003	LAPP group
=S1-W+UB-XG1-X4/+UB-Y4,x2	1	MOSA M12 F straight, 5pin, 4...6mm,	7000-12921-0000000	7000-12921-0000000	Murrelektronik
=S1-W+UB-XG1-X5/+UB-Y5,x2	1	Power and control cables	ÖLFLEX® CLASSIC 110	1119003	LAPP group
=S1-W+UB-XG1-X5/+UB-Y5,x2	1	MOSA M12 F straight, 5pin, 4...6mm,	7000-12921-0000000	7000-12921-0000000	Murrelektronik
=S1-W+UB-XG1-X6/+UB-Y6,x2	1	Power and control cables	ÖLFLEX® CLASSIC 110	1119003	LAPP group
=S1-W+UB-XG1-X6/+UB-Y6,x2	1	MOSA M12 F straight, 5pin, 4...6mm,	7000-12921-0000000	7000-12921-0000000	Murrelektronik
=S1-W/	1	ÖLFLEX CLASSIC 100 3G1,5	ÖLFLEX® CLASSIC 100	00100644	LAPP group
=S1-W/.1	1	Power and control cables	ÖLFLEX® CLASSIC 110	1119003	LAPP group
=S1-W/.1	1	MOSA M12 F straight, 5pin, 4...6mm,	7000-12921-0000000	7000-12921-0000000	Murrelektronik
=S1-W/.1	1	MOSA M12 M straight, 5pin, 4...6mm,	7000-12721-0000000	7000-12721-0000000	Murrelektronik
=S1-W/.2	1	UNITRONIC SENSOR 5X0,25	UNITRONIC® SENSOR	7038907	LAPP group
=S1-W/.2	1	MOSA M12 F straight, 5pin, 4...6mm,	7000-12921-0000000	7000-12921-0000000	Murrelektronik
=S1-W/.2	1	MOSA M12 M straight, 5pin, 4...6mm,	7000-12721-0000000	7000-12721-0000000	Murrelektronik
=S1-W=S2+RD1-PE1/=S2+S2-PE,1	1	Power and control cables	H07V-K	4520005	LAPP group
=S1+BK-XG1	1	Sensor-actuator passive distributor (without cable)	SAI-6-M 5P M12	1701240000	WEIDMULLER
=S1+BKPB-K1	1	PROFINET - standard interface modul	3SU1400-1LK10-1AA1	3SU1400-1LK10-1AA1	SIEMENS
=S1+BKPB-K1	1	SELECTOR SWITCH, O-I, BLACK	3SU1052-2BF10-0AA0	3SU1052-2BF10-0AA0	SIEMENS
=S1+BKPB-K1	1	HOLDER	3SU1550-0AA10-0AA0	3SU1550-0AA10-0AA0	SIEMENS
=S1+BKPB-K1	1	RIBBON CABLE	3SU1900-0KQ80-0AA0	3SU1900-0KQ80-0AA0	SIEMENS
=S1+BKPB-K2	1	terminal module	3SU1400-1MA10-1BA1	3SU1400-1MA10-1BA1	SIEMENS



Parts list

F01\_001-verA

Device tag	Quantity	Designation	Type number		Supplier
=S1+BKPB-K2	1	SELECTOR SWITCH, I>O<II, BLACK	3SU1052-2BM10-0AA0	3SU1052-2BM10-0AA0	SIEMENS
=S1+BKPB-K2	1	HOLDER	3SU1550-0AA10-0AA0	3SU1550-0AA10-0AA0	SIEMENS
=S1+BKPB-K3	1	terminal module	3SU1400-1MA10-1BA1	3SU1400-1MA10-1BA1	SIEMENS
=S1+BKPB-K3	1	SELECTOR SWITCH, O-I, BLACK	3SU1052-2BF10-0AA0	3SU1052-2BF10-0AA0	SIEMENS
=S1+BKPB-K3	1	HOLDER	3SU1550-0AA10-0AA0	3SU1550-0AA10-0AA0	SIEMENS
=S1+BKPB-K4	1	terminal module	3SU1400-1MA10-1BA1	3SU1400-1MA10-1BA1	SIEMENS
=S1+BKPB-K4	1	SELECTOR SWITCH, I>O<II, BLACK	3SU1052-2BM10-0AA0	3SU1052-2BM10-0AA0	SIEMENS
=S1+BKPB-K4	1	HOLDER	3SU1550-0AA10-0AA0	3SU1550-0AA10-0AA0	SIEMENS
=S1+BKPB-K5	1	terminal module	3SU1400-1MA10-1BA1	3SU1400-1MA10-1BA1	SIEMENS
=S1+BKPB-K5	1	SELECTOR SWITCH, I>O<II, BLACK	3SU1052-2BM10-0AA0	3SU1052-2BM10-0AA0	SIEMENS
=S1+BKPB-K5	1	HOLDER	3SU1550-0AA10-0AA0	3SU1550-0AA10-0AA0	SIEMENS
=S1+BKPB-K6	1	terminal module	3SU1401-1MC20-1CA1	3SU1401-1MC20-1CA1	SIEMENS
=S1+BKPB-K6	1	ILLUMINATED PUSHBUTTON, RED	3SU1051-0AB20-0AA0	3SU1051-0AB20-0AA0	SIEMENS
=S1+BKPB-K6	1	HOLDER	3SU1550-0AA10-0AA0	3SU1550-0AA10-0AA0	SIEMENS
=S1+BKPB-K7	1	terminal module	3SU1400-1MA10-1BA1	3SU1400-1MA10-1BA1	SIEMENS
=S1+BKPB-K7	1	SELECTOR SWITCH, I>O<II, BLACK	3SU1052-2BM10-0AA0	3SU1052-2BM10-0AA0	SIEMENS
=S1+BKPB-K7	1	HOLDER	3SU1550-0AA10-0AA0	3SU1550-0AA10-0AA0	SIEMENS
=S1+BKPB-K8	1	terminal module	3SU1400-1MA10-1BA1	3SU1400-1MA10-1BA1	SIEMENS
=S1+BKPB-K8	1	SELECTOR SWITCH, I>O<II, BLACK	3SU1052-2BM10-0AA0	3SU1052-2BM10-0AA0	SIEMENS
=S1+BKPB-K8	1	HOLDER	3SU1550-0AA10-0AA0	3SU1550-0AA10-0AA0	SIEMENS
=S1+BKPB-K9	1	terminal module	3SU1400-1MA10-1BA1	3SU1400-1MA10-1BA1	SIEMENS
=S1+BKPB-K9	1	SELECTOR SWITCH, I>O<II, BLACK	3SU1052-2BM10-0AA0	3SU1052-2BM10-0AA0	SIEMENS
=S1+BKPB-K9	1	HOLDER	3SU1550-0AA10-0AA0	3SU1550-0AA10-0AA0	SIEMENS
=S1+BKPB-K10	1	terminal module	3SU1400-1MA10-1BA1	3SU1400-1MA10-1BA1	SIEMENS
=S1+BKPB-K10	1	SELECTOR SWITCH, I>O<II, BLACK	3SU1052-2BM10-0AA0	3SU1052-2BM10-0AA0	SIEMENS
=S1+BKPB-K10	1	HOLDER	3SU1550-0AA10-0AA0	3SU1550-0AA10-0AA0	SIEMENS
=S1+BKPB-K11	1	terminal module	3SU1400-1MA10-1BA1	3SU1400-1MA10-1BA1	SIEMENS
=S1+BKPB-K11	1	SELECTOR SWITCH, I>O<II, BLACK	3SU1052-2BM10-0AA0	3SU1052-2BM10-0AA0	SIEMENS
=S1+BKPB-K11	1	HOLDER	3SU1550-0AA10-0AA0	3SU1550-0AA10-0AA0	SIEMENS
=S1+BKPB-K12	1	terminal module	3SU1401-1MC60-1CA1	3SU1401-1MC60-1CA1	SIEMENS
=S1+BKPB-K12	1	ILLUMINATED PUSHBUTTON, WHITE	3SU1051-0AB60-0AA0	3SU1051-0AB60-0AA0	SIEMENS
=S1+BKPB-K12	1	HOLDER	3SU1550-0AA10-0AA0	3SU1550-0AA10-0AA0	SIEMENS
=S1+BKPB-K13	1	terminal module	3SU1401-1MC60-1CA1	3SU1401-1MC60-1CA1	SIEMENS
=S1+BKPB-K13	1	ILLUMINATED PUSHBUTTON, WHITE	3SU1051-0AB60-0AA0	3SU1051-0AB60-0AA0	SIEMENS
=S1+BKPB-K13	1	HOLDER	3SU1550-0AA10-0AA0	3SU1550-0AA10-0AA0	SIEMENS
=S1+BKPB-K14	1	terminal module	3SU1400-1MA10-1BA1	3SU1400-1MA10-1BA1	SIEMENS
=S1+BKPB-K14	1	SELECTOR SWITCH, I-O-II, BLACK	3SU1052-2BL10-0AA0	3SU1052-2BL10-0AA0	SIEMENS
=S1+BKPB-K14	1	HOLDER	3SU1550-0AA10-0AA0	3SU1550-0AA10-0AA0	SIEMENS
=S1+BKPB-K15	1	terminal module	3SU1400-1MA10-1BA1	3SU1400-1MA10-1BA1	SIEMENS
=S1+BKPB-K15	1	SELECTOR SWITCH, I-O-II, BLACK	3SU1052-2BL10-0AA0	3SU1052-2BL10-0AA0	SIEMENS
=S1+BKPB-K15	1	HOLDER	3SU1550-0AA10-0AA0	3SU1550-0AA10-0AA0	SIEMENS
=S1+BKPB-K16	1	terminal module	3SU1400-1MA10-1BA1	3SU1400-1MA10-1BA1	SIEMENS
=S1+BKPB-K16	1	SELECTOR SWITCH, I-O-II, BLACK	3SU1052-2BL10-0AA0	3SU1052-2BL10-0AA0	SIEMENS
=S1+BKPB-K16	1	HOLDER	3SU1550-0AA10-0AA0	3SU1550-0AA10-0AA0	SIEMENS
=S1+BKPB-K17	1	terminal module	3SU1400-1MA10-1BA1	3SU1400-1MA10-1BA1	SIEMENS
=S1+BKPB-K17	1	SELECTOR SWITCH, I-O-II, BLACK	3SU1052-2BL10-0AA0	3SU1052-2BL10-0AA0	SIEMENS
=S1+BKPB-K17	1	HOLDER	3SU1550-0AA10-0AA0	3SU1550-0AA10-0AA0	SIEMENS
=S1+BKPB-K18	1	terminal module	3SU1400-1MA10-1BA1	3SU1400-1MA10-1BA1	SIEMENS
=S1+BKPB-K18	1	SELECTOR SWITCH, I-O-II, BLACK	3SU1052-2BL10-0AA0	3SU1052-2BL10-0AA0	SIEMENS
=S1+BKPB-K18	1	HOLDER	3SU1550-0AA10-0AA0	3SU1550-0AA10-0AA0	SIEMENS
=S1+BKPB-K19	1	terminal module	3SU1400-1MA10-1BA1	3SU1400-1MA10-1BA1	SIEMENS
=S1+BKPB-K19	1	SELECTOR SWITCH, I-O-II, BLACK	3SU1052-2BL10-0AA0	3SU1052-2BL10-0AA0	SIEMENS
=S1+BKPB-K19	1	HOLDER	3SU1550-0AA10-0AA0	3SU1550-0AA10-0AA0	SIEMENS
=S1+BKPB-KS1	1	PROFINET-failsafe interface module	3SU1400-1LL10-1BA1	3SU1400-1LL10-1BA1	SIEMENS
=S1+BKPB-KS1	1	EM. STOP MUSHROOM PUSHBUTTON, 60MM, RED	3SU1050-1JB20-0AA0	3SU1050-1JB20-0AA0	SIEMENS
=S1+BKPB-KS1	1	HOLDER	3SU1550-0AA10-0AA0	3SU1550-0AA10-0AA0	SIEMENS

Parts list

F01\_001-verA

Device tag	Quantity	Designation	Type number		Supplier
=S1+BKPB-KS2	1	terminal module	3SU1401-1MC60-1CA1	3SU1401-1MC60-1CA1	SIEMENS
=S1+BKPB-KS2	1	ILLUMINATED PUSHBUTTON, WHITE	3SU1051-0AB60-0AA0	3SU1051-0AB60-0AA0	SIEMENS
=S1+BKPB-KS2	1	HOLDER	3SU1550-0AA10-0AA0	3SU1550-0AA10-0AA0	SIEMENS
=S1+BKPB-KS3	1	terminal module	3SU1401-1MC40-1CA1	3SU1401-1MC40-1CA1	SIEMENS
=S1+BKPB-KS3	1	ILLUMINATED PUSHBUTTON, GREEN	3SU1051-0AB40-0AA0	3SU1051-0AB40-0AA0	SIEMENS
=S1+BKPB-KS3	1	HOLDER	3SU1550-0AA10-0AA0	3SU1550-0AA10-0AA0	SIEMENS
=S1+BKPB-KS4	1	terminal module	3SU1401-1MC50-1CA1	3SU1401-1MC50-1CA1	SIEMENS
=S1+BKPB-KS4	1	ILLUMINATED PUSHBUTTON, BLUE	3SU1051-0AB50-0AA0	3SU1051-0AB50-0AA0	SIEMENS
=S1+BKPB-KS4	1	HOLDER	3SU1550-0AA10-0AA0	3SU1550-0AA10-0AA0	SIEMENS
=S1+BKPB-KS5	1	terminal module	3SU1401-1MC30-1CA1	3SU1401-1MC30-1CA1	SIEMENS
=S1+BKPB-KS5	1	ILLUMINATED PUSHBUTTON, YELLOW	3SU1051-0AB30-0AA0	3SU1051-0AB30-0AA0	SIEMENS
=S1+BKPB-KS5	1	HOLDER	3SU1550-0AA10-0AA0	3SU1550-0AA10-0AA0	SIEMENS
=S1+BKPB-KS6	1	terminal module	3SU1401-1MC60-1CA1	3SU1401-1MC60-1CA1	SIEMENS
=S1+BKPB-KS6	1	ILLUMINATED PUSHBUTTON, WHITE	3SU1051-0AB60-0AA0	3SU1051-0AB60-0AA0	SIEMENS
=S1+BKPB-KS6	1	HOLDER	3SU1550-0AA10-0AA0	3SU1550-0AA10-0AA0	SIEMENS
=S1+BKPB-KS7	2	terminal module	3SU1401-1MC40-1CA1	3SU1401-1MC40-1CA1	SIEMENS
=S1+BKPB-KS7	2	ILLUMINATED PUSHBUTTON, GREEN	3SU1051-0AB40-0AA0	3SU1051-0AB40-0AA0	SIEMENS
=S1+BKPB-KS7	2	HOLDER	3SU1550-0AA10-0AA0	3SU1550-0AA10-0AA0	SIEMENS
=S1+BLH-M1	1	SIMOTICS S-1FK7 PN=2.3kW; UDC=600V M0=11Nm (100K); NN=3000rpm, with brake	1FK7063-2AF71-1UH1	1FK7063-2AF71-1UH1	SIEMENS
=S1+BWPB-K1	1	PROFINET - standard interface modul	3SU1400-1LK10-1AA1	3SU1400-1LK10-1AA1	SIEMENS
=S1+BWPB-K1	1	INDICATOR LIGHT, GREEN	3SU1031-0AD40-0AA0	3SU1031-0AD40-0AA0	SIEMENS
=S1+BWPB-K1	1	HOLDER	3SU1550-0AA10-0AA0	3SU1550-0AA10-0AA0	SIEMENS
=S1+BWPB-K1	1	LED MODULE, GREEN	3SU1401-3BA40-5AA0	3SU1401-3BA40-5AA0	SIEMENS
=S1+BWPB-K1	1	RIBBON CABLE	3SU1900-0KQ80-0AA0	3SU1900-0KQ80-0AA0	SIEMENS
=S1+BWPB-K2	1	terminal module	3SU1401-1MC60-1CA1	3SU1401-1MC60-1CA1	SIEMENS
=S1+BWPB-K2	1	ILLUMINATED PUSHBUTTON, WHITE	3SU1051-0AB60-0AA0	3SU1051-0AB60-0AA0	SIEMENS
=S1+BWPB-K2	1	HOLDER	3SU1550-0AA10-0AA0	3SU1550-0AA10-0AA0	SIEMENS
=S1+BWPB-K3	1	terminal module	3SU1401-1MC60-1CA1	3SU1401-1MC60-1CA1	SIEMENS
=S1+BWPB-K3	1	ILLUMINATED PUSHBUTTON, WHITE	3SU1051-0AB60-0AA0	3SU1051-0AB60-0AA0	SIEMENS
=S1+BWPB-K3	1	HOLDER	3SU1550-0AA10-0AA0	3SU1550-0AA10-0AA0	SIEMENS
=S1+BWPB-K4	1	terminal module	3SU1401-1MC30-1CA1	3SU1401-1MC30-1CA1	SIEMENS
=S1+BWPB-K4	1	ILLUMINATED PUSHBUTTON, YELLOW	3SU1051-0AB30-0AA0	3SU1051-0AB30-0AA0	SIEMENS
=S1+BWPB-K4	1	HOLDER	3SU1550-0AA10-0AA0	3SU1550-0AA10-0AA0	SIEMENS
=S1+BWPB-K5	1	terminal module	3SU1400-1MA10-1BA1	3SU1400-1MA10-1BA1	SIEMENS
=S1+BWPB-K5	1	SELECTOR SWITCH, O-I, BLACK	3SU1052-2BF10-0AA0	3SU1052-2BF10-0AA0	SIEMENS
=S1+BWPB-K5	1	HOLDER	3SU1550-0AA10-0AA0	3SU1550-0AA10-0AA0	SIEMENS
=S1+BWPB-K6	1	terminal module	3SU1400-1MA10-1BA1	3SU1400-1MA10-1BA1	SIEMENS
=S1+BWPB-K6	1	SELECTOR SWITCH, I-O-II, BLACK	3SU1052-2BL10-0AA0	3SU1052-2BL10-0AA0	SIEMENS
=S1+BWPB-K6	1	HOLDER	3SU1550-0AA10-0AA0	3SU1550-0AA10-0AA0	SIEMENS
=S1+BWPB-K7	1	terminal module	3SU1400-1MA10-1BA1	3SU1400-1MA10-1BA1	SIEMENS
=S1+BWPB-K7	1	SELECTOR SWITCH, I>O<II, BLACK	3SU1052-2BM10-0AA0	3SU1052-2BM10-0AA0	SIEMENS
=S1+BWPB-K7	1	HOLDER	3SU1550-0AA10-0AA0	3SU1550-0AA10-0AA0	SIEMENS
=S1+BWPB-K8	1	terminal module	3SU1400-1MA10-1BA1	3SU1400-1MA10-1BA1	SIEMENS
=S1+BWPB-K8	1	SELECTOR SWITCH, O-I, BLACK	3SU1052-2BF10-0AA0	3SU1052-2BF10-0AA0	SIEMENS
=S1+BWPB-K8	1	HOLDER	3SU1550-0AA10-0AA0	3SU1550-0AA10-0AA0	SIEMENS
=S1+BWPB-K9	1	terminal module	3SU1400-1MA10-1BA1	3SU1400-1MA10-1BA1	SIEMENS
=S1+BWPB-K9	1	SELECTOR SWITCH, O-I, BLACK	3SU1052-2BF10-0AA0	3SU1052-2BF10-0AA0	SIEMENS
=S1+BWPB-K9	1	HOLDER	3SU1550-0AA10-0AA0	3SU1550-0AA10-0AA0	SIEMENS
=S1+BWPB-K10	1	terminal module	3SU1400-1MA10-1BA1	3SU1400-1MA10-1BA1	SIEMENS
=S1+BWPB-K10	1	SELECTOR SWITCH, O-I, BLACK	3SU1052-2BF10-0AA0	3SU1052-2BF10-0AA0	SIEMENS
=S1+BWPB-K10	1	HOLDER	3SU1550-0AA10-0AA0	3SU1550-0AA10-0AA0	SIEMENS
=S1+BWPB-K11	1	terminal module	3SU1400-1MA10-1BA1	3SU1400-1MA10-1BA1	SIEMENS
=S1+BWPB-K11	1	SELECTOR SWITCH, O-I, BLACK	3SU1052-2BF10-0AA0	3SU1052-2BF10-0AA0	SIEMENS
=S1+BWPB-K11	1	HOLDER	3SU1550-0AA10-0AA0	3SU1550-0AA10-0AA0	SIEMENS
=S1+BWPB-K12	1	terminal module	3SU1401-1MC20-1CA1	3SU1401-1MC20-1CA1	SIEMENS
=S1+BWPB-K12	1	ILLUMINATED PUSHBUTTON, RED	3SU1051-0AB20-0AA0	3SU1051-0AB20-0AA0	SIEMENS

1.d

			Date	04.01.2023	T&T 100 ISX Two section drive panel	
			Ed	Budai Jan		
			Appr			
Modification	Date	Name			Replacement of	Replaced by



Parts list : SIE.3SU1401-1MC60-1CA1 - SIE.3SU1051-0AB20-0AA0

		& EPD =	
		+	
	T&T100		Page 1.e
			Page 146 / 166

1.f

Parts list

F01\_001-verA

Device tag	Quantity	Designation	Type number		Supplier
=S1+BWPB-K12	1	HOLDER	3SU1550-0AA10-0AA0	3SU1550-0AA10-0AA0	SIEMENS
=S1+BWPB-K13	1	terminal module	3SU1401-1MC60-1CA1	3SU1401-1MC60-1CA1	SIEMENS
=S1+BWPB-K13	1	ILLUMINATED PUSHBUTTON, WHITE	3SU1051-0AB60-0AA0	3SU1051-0AB60-0AA0	SIEMENS
=S1+BWPB-K13	1	HOLDER	3SU1550-0AA10-0AA0	3SU1550-0AA10-0AA0	SIEMENS
=S1+BWPB-K14	1	terminal module	3SU1401-1MC60-1CA1	3SU1401-1MC60-1CA1	SIEMENS
=S1+BWPB-K14	1	ILLUMINATED PUSHBUTTON, WHITE	3SU1051-0AB60-0AA0	3SU1051-0AB60-0AA0	SIEMENS
=S1+BWPB-K14	1	HOLDER	3SU1550-0AA10-0AA0	3SU1550-0AA10-0AA0	SIEMENS
=S1+BWPB-K15	1	terminal module	3SU1401-1MC60-1CA1	3SU1401-1MC60-1CA1	SIEMENS
=S1+BWPB-K15	1	ILLUMINATED PUSHBUTTON, WHITE	3SU1051-0AB60-0AA0	3SU1051-0AB60-0AA0	SIEMENS
=S1+BWPB-K15	1	HOLDER	3SU1550-0AA10-0AA0	3SU1550-0AA10-0AA0	SIEMENS
=S1+BWPB-K16	1	terminal module	3SU1401-1MC60-1CA1	3SU1401-1MC60-1CA1	SIEMENS
=S1+BWPB-K16	1	ILLUMINATED PUSHBUTTON, WHITE	3SU1051-0AB60-0AA0	3SU1051-0AB60-0AA0	SIEMENS
=S1+BWPB-K16	1	HOLDER	3SU1550-0AA10-0AA0	3SU1550-0AA10-0AA0	SIEMENS
=S1+BWPB-K17	1	terminal module	3SU1401-1MC60-1CA1	3SU1401-1MC60-1CA1	SIEMENS
=S1+BWPB-K17	1	ILLUMINATED PUSHBUTTON, WHITE	3SU1051-0AB60-0AA0	3SU1051-0AB60-0AA0	SIEMENS
=S1+BWPB-K17	1	HOLDER	3SU1550-0AA10-0AA0	3SU1550-0AA10-0AA0	SIEMENS
=S1+BWPB-K18	1	terminal module	3SU1401-1MC60-1CA1	3SU1401-1MC60-1CA1	SIEMENS
=S1+BWPB-K18	1	ILLUMINATED PUSHBUTTON, WHITE	3SU1051-0AB60-0AA0	3SU1051-0AB60-0AA0	SIEMENS
=S1+BWPB-K18	1	HOLDER	3SU1550-0AA10-0AA0	3SU1550-0AA10-0AA0	SIEMENS
=S1+BWPB-K19	1	terminal module	3SU1401-1MC60-1CA1	3SU1401-1MC60-1CA1	SIEMENS
=S1+BWPB-K19	1	ILLUMINATED PUSHBUTTON, WHITE	3SU1051-0AB60-0AA0	3SU1051-0AB60-0AA0	SIEMENS
=S1+BWPB-K19	1	HOLDER	3SU1550-0AA10-0AA0	3SU1550-0AA10-0AA0	SIEMENS
=S1+BWPB-KS1	1	PROFINET-failsafe interface module	3SU1400-1LL10-1BA1	3SU1400-1LL10-1BA1	SIEMENS
=S1+BWPB-KS1	1	EM. STOP MUSHROOM PUSHBUTTON, 60MM, RED	3SU1050-1JB20-0AA0	3SU1050-1JB20-0AA0	SIEMENS
=S1+BWPB-KS1	1	HOLDER	3SU1550-0AA10-0AA0	3SU1550-0AA10-0AA0	SIEMENS
=S1+BWPB-KS2	1	terminal module	3SU1400-1MA10-1BA1	3SU1400-1MA10-1BA1	SIEMENS
=S1+BWPB-KS2	1	SELECTOR SWITCH, O-I, BLACK	3SU1052-2BF10-0AA0	3SU1052-2BF10-0AA0	SIEMENS
=S1+BWPB-KS2	1	HOLDER	3SU1550-0AA10-0AA0	3SU1550-0AA10-0AA0	SIEMENS
=S1+BWPB-KS3	1	terminal module	3SU1400-1MA10-1BA1	3SU1400-1MA10-1BA1	SIEMENS
=S1+BWPB-KS3	1	SELECTOR SWITCH, O-I, BLACK	3SU1052-2BF10-0AA0	3SU1052-2BF10-0AA0	SIEMENS
=S1+BWPB-KS3	1	HOLDER	3SU1550-0AA10-0AA0	3SU1550-0AA10-0AA0	SIEMENS
=S1+BWPB-KS4	1	terminal module	3SU1400-1MA10-1BA1	3SU1400-1MA10-1BA1	SIEMENS
=S1+BWPB-KS4	1	SELECTOR SWITCH, O-I, BLACK	3SU1052-2BF10-0AA0	3SU1052-2BF10-0AA0	SIEMENS
=S1+BWPB-KS4	1	HOLDER	3SU1550-0AA10-0AA0	3SU1550-0AA10-0AA0	SIEMENS
=S1+BWPB-KS5	1	terminal module	3SU1400-1MA10-1BA1	3SU1400-1MA10-1BA1	SIEMENS
=S1+BWPB-KS5	1	SELECTOR SWITCH, I>O<II, BLACK	3SU1052-2BM10-0AA0	3SU1052-2BM10-0AA0	SIEMENS
=S1+BWPB-KS5	1	HOLDER	3SU1550-0AA10-0AA0	3SU1550-0AA10-0AA0	SIEMENS
=S1+BWPB-KS6	1	terminal module	3SU1400-1MA10-1BA1	3SU1400-1MA10-1BA1	SIEMENS
=S1+BWPB-KS6	1	SELECTOR SWITCH, I>O<II, BLACK	3SU1052-2BM10-0AA0	3SU1052-2BM10-0AA0	SIEMENS
=S1+BWPB-KS6	1	HOLDER	3SU1550-0AA10-0AA0	3SU1550-0AA10-0AA0	SIEMENS
=S1+BWPB-KS7	1	terminal module	3SU1400-1MA10-1BA1	3SU1400-1MA10-1BA1	SIEMENS
=S1+BWPB-KS7	1	SELECTOR SWITCH, O-I, BLACK	3SU1052-2BF10-0AA0	3SU1052-2BF10-0AA0	SIEMENS
=S1+BWPB-KS7	1	HOLDER	3SU1550-0AA10-0AA0	3SU1550-0AA10-0AA0	SIEMENS
=S1+PUS-M1	1	SIMOTICS S-1FK7 PN=0.38kW; M0=0.85Nm (100K); NN=6000rpm, without brake	1FK7022-5AK71-1VG3	1FK7022-5AK71-1VG3	SIEMENS
=S1+PUS-M2	1	SIMOTICS S-1FK7 PN=0.38kW; M0=0.85Nm (100K); NN=6000rpm, without brake	1FK7022-5AK71-1VG3	1FK7022-5AK71-1VG3	SIEMENS
=S1+RD1-A1	1	ET 200SP, IM155-6PN ST INCL. BA 2XRJ45	6ES7155-6AA01-0BN0	6ES7155-6AA01-0BN0	SIEMENS
=S1+RD1-AAI1	1	ET 200SP, AI 8XI 2-/4-Wire Basic	6ES7134-6GF00-0AA1	6ES7134-6GF00-0AA1	SIEMENS
=S1+RD1-AAI1	1	BASEUNIT TYPE A0, BU15-P16+A0+2D	6ES7193-6BP00-0DA0	6ES7193-6BP00-0DA0	SIEMENS
=S1+RD1-AAO1	1	ET 200SP, AQ 4XU/I ST	6ES7135-6HD00-0BA1	6ES7135-6HD00-0BA1	SIEMENS
=S1+RD1-AAO1	1	BASEUNIT TYPE A0, BU15-P16+A0+2D	6ES7193-6BP00-0DA0	6ES7193-6BP00-0DA0	SIEMENS
=S1+RD1-AAO2	1	ET 200SP, AQ 4XU/I ST	6ES7135-6HD00-0BA1	6ES7135-6HD00-0BA1	SIEMENS
=S1+RD1-AAO2	1	BASEUNIT TYPE A0, BU15-P16+A0+2B	6ES7193-6BP00-0BA0	6ES7193-6BP00-0BA0	SIEMENS
=S1+RD1-AD11	1	ET 200SP, DI 16x 24V DC ST, PU 1	6ES7131-6BH01-0BA0	6ES7131-6BH01-0BA0	SIEMENS
=S1+RD1-AD11	1	BASEUNIT TYPE A0, BU15-P16+A0+2D	6ES7193-6BP00-0DA0	6ES7193-6BP00-0DA0	SIEMENS
=S1+RD1-ADO1	1	ET 200SP, DQ 16x 24V DC/0,5A ST, PU 1	6ES7132-6BH01-0BA0	6ES7132-6BH01-0BA0	SIEMENS
=S1+RD1-ADO1	1	BASEUNIT TYPE A0, BU15-P16+A0+2D	6ES7193-6BP00-0DA0	6ES7193-6BP00-0DA0	SIEMENS

Parts list

F01\_001-verA

Device tag	Quantity	Designation	Type number		Supplier
=S1+RD1-ADO2	1	ET 200SP, DQ 16x 24V DC/0,5A ST, PU 1	6ES7132-6BH01-0BA0	6ES7132-6BH01-0BA0	SIEMENS
=S1+RD1-ADO2	1	BASEUNIT TYPE A0, BU15-P16+A0+2B	6ES7193-6BP00-0BA0	6ES7193-6BP00-0BA0	SIEMENS
=S1+RD1-ADO3	1	ET 200SP, DQ 16x 24V DC/0,5A ST, PU 1	6ES7132-6BH01-0BA0	6ES7132-6BH01-0BA0	SIEMENS
=S1+RD1-ADO3	1	BASEUNIT TYPE A0, BU15-P16+A0+2B	6ES7193-6BP00-0BA0	6ES7193-6BP00-0BA0	SIEMENS
=S1+RD1-ADO4	1	ET 200SP, DQ 8x 24V DC/0,5A ST, PU 1	6ES7132-6BF01-0BA0	6ES7132-6BF01-0BA0	SIEMENS
=S1+RD1-ADO4	1	BASEUNIT TYPE A0, BU15-P16+A0+2D	6ES7193-6BP00-0DA0	6ES7193-6BP00-0DA0	SIEMENS
=S1+RD1-ASO1	1	ET 200SP, Ei-Mod., F-DQ 4xDC 24V/2A	6ES7136-6DB00-0CA0	6ES7136-6DB00-0CA0	SIEMENS
=S1+RD1-ASO1	1	BASEUNIT TYPE A0, BU15-P16+A0+2D	6ES7193-6BP00-0DA0	6ES7193-6BP00-0DA0	SIEMENS
=S1+RD1-AT1	1	SINAMICS S120 AIM 400V 16KW	6SL3100-0BE21-6AB0	6SL3100-0BE21-6AB0	SIEMENS
=S1+RD1-CAMS1	1	Shutter for cooling	TM-SW-TIM8/40	TM-SW-TIM8/40	
=S1+RD1-CD	4	Cable duct for mounting plate, WHD: 60x2000x80 mm	2589370000	2589370000	WEIDMULLER
=S1+RD1-CD	4	Cable duct for mounting plate, WHD: 60x2000x40 mm	2589230000	2589230000	WEIDMULLER
=S1+RD1-CD	1	Cable duct for mounting plate, WHD: 60x2000x25 mm	2589150000	2589150000	WEIDMULLER
=S1+RD1-CPU1	3	CPU 1518TF-4 PN/DP, 9MB Prog, 60MB data	6ES7518-4UP00-0AB0	6ES7518-4UP00-0AB0	SIEMENS
=S1+RD1-CPU1	1	MOUNTING RAIL 245MM (9.6")	6ES7590-1AC40-0AA0	6ES7590-1AC40-0AA0	SIEMENS
=S1+RD1-CPU1	1	SIMATIC S7 MEMORY CARD, 256 MB	6ES7954-8LL03-0AA0	6ES7954-8LL03-0AA0	SIEMENS
=S1+RD1-DA1	1	SINAMICS S120 CONTROL UNIT CU320-2 PN	6SL3040-1MA01-0AA0	6SL3040-1MA01-0AA0	SIEMENS
=S1+RD1-DA2	1	SINAMICS S120 CONTROL UNIT CU320-2 PN	6SL3040-1MA01-0AA0	6SL3040-1MA01-0AA0	SIEMENS
=S1+RD1-DA3	1	SINAMICS S120 CONTROL UNIT CU320-2 PN	6SL3040-1MA01-0AA0	6SL3040-1MA01-0AA0	SIEMENS
=S1+RD1-DA4	1	SINAMICS S120 CONTROL UNIT CU320-2 PN	6SL3040-1MA01-0AA0	6SL3040-1MA01-0AA0	SIEMENS
=S1+RD1-DA5	1	SINAMICS S120 CONTROL UNIT CU320-2 PN	6SL3040-1MA01-0AA0	6SL3040-1MA01-0AA0	SIEMENS
=S1+RD1-DIN	3	Terminal rail	TS 35X7.5/LL 2M/ST/ZN	0514500000	WEIDMULLER
=S1+RD1-EA1	1	LED system light, with motion detector, Length: 437 mm, Input voltage: 100 V - 240 V, 1~, 50 Hz/60 Hz	SZ.2500300	2500300	RITTAL
=S1+RD1-EA1	1	VX Mounting kit magnet, LED system light	SZ.2500490	2500490	RITTAL
=S1+RD1-EC1	1	SK Blue e cooling unit, Wall-mounted, 0.85 kW, 230 V, 1~, 50/60 Hz, Sheet steel	SK.3361500	3361500	RITTAL
=S1+RD1-F1	1	CIRCUIT BREAKER 10KA 1POL B4	5SY4104-6	5SY4104-6	SIEMENS
=S1+RD1-FQ1	1	RCBO elm	5SU1654-6KK16	5SU1654-6KK16	SIEMENS
=S1+RD1-FQ2	1	RCBO elm	5SU1654-6KK16	5SU1654-6KK16	SIEMENS
=S1+RD1-FT1	1	SITOP PSE200U	6EP1961-2BA41	6EP19612BA41	SIEMENS
=S1+RD1-FT2	1	SITOP PSE200U	6EP1961-2BA31	6EP19612BA31	SIEMENS
=S1+RD1-FT3	1	SITOP PSE200U	6EP1961-2BA31	6EP19612BA31	SIEMENS
=S1+RD1-K1	1	CONTACTOR,AC3:7,5KW 1NC DC24V	3RT2018-1BB42	3RT2018-1BB42	SIEMENS
=S1+RD1-K2	1	CONTACTOR,AC3:7,5KW 1NC DC24V	3RT2018-1BB42	3RT2018-1BB42	SIEMENS
=S1+RD1-KS1	1	CONTACTOR,AC3:7,5KW 1NC DC24V	3RT2018-1BB42	3RT2018-1BB42	SIEMENS
=S1+RD1-KS2	1	CONTACTOR,AC3:7,5KW 1NC DC24V	3RT2018-1BB42	3RT2018-1BB42	SIEMENS
=S1+RD1-KS3	1	CONTACTOR,AC3:7,5KW 1NC DC24V	3RT2018-1BB42	3RT2018-1BB42	SIEMENS
=S1+RD1-KS4	1	CONTACTOR,AC3:7,5KW 1NC DC24V	3RT2018-1BB42	3RT2018-1BB42	SIEMENS
=S1+RD1-PE1	1	SV Busbar E-Cu, WH: 20x5 mm, L: 2400 mm	SV.3582000	3582000	RITTAL
=S1+RD1-PE1	1	SV Busbar support, 1-pole, for busbar WH: 12x5-30x10 mm	SV.9340030	9340030	RITTAL
=S1+RD1-PE1	1	TS Captive nut, for thread M5, for clamping and insertion from the side	TS.4166000	4166000	RITTAL
=S1+RD1-PE1	2	Conductor connection clamps Push-in, For bar thickness 5 mm	SV.3451505	3451505	RITTAL
=S1+RD1-PotN	2	End bracket	ZEW 35/2	8630740000	WEIDMULLER
=S1+RD1-PotN	4	Feed-through terminal block	A3C 16 BL	2494080000	WEIDMULLER
=S1+RD1-PotN	4	Cross-connector (terminal)	ZQV 16N/2	2497290000	WEIDMULLER
=S1+RD1-PotN	1	End plate (terminals)	AEP 3C 10/16	2490530000	WEIDMULLER
=S1+RD1-Q1	1	CIRCUIT-BREAKER SPRING-L. CONN. 3.2A	3RV2011-1DA20	3RV2011-1DA20	SIEMENS
=S1+RD1-Q2	1	CIRCUIT BREAKER, SCREW-TYPE, 32 A	3RV2431-4EA10	3RV2431-4EA10	SIEMENS
=S1+RD1-Q2	1	TRANSVERSE AUX. SWITCH, 2 S, SCREW CONNECTION,	3RV2901-1F	3RV29011F	SIEMENS
=S1+RD1-Q3	1	CIRCUIT-BREAKER SPRING-L. CONN. 0.16A	3RV2011-0AA25	3RV2011-0AA25	SIEMENS
=S1+RD1-Q4	1	CIRCUIT-BREAKER SPRING-L. CONN. 0.16A	3RV2011-0AA25	3RV2011-0AA25	SIEMENS
=S1+RD1-QM1	1	3LD switch disconnecter, main switch	3LD2504-0TK51	3LD2504-0TK51	SIEMENS
=S1+RD1-QM1	1	neutral conductor	3LD9250-0BA	3LD9250-0BA	SIEMENS
=S1+RD1-QM1	1	Terminal covers	3LD9251-0A	3LD9251-0A	SIEMENS
=S1+RD1-R1	1	SINAMICS S120 FILTER_LINE_3AC	6SL3000-0BE21-6DA0	6SL3000-0BE21-6DA0	SIEMENS
=S1+RD1-R1	1	VX Partial mounting plate, dimens.: 700x400 mm	VX.8617570	8617570	RITTAL
=S1+RD1-R1	1	VX Punched section 18 x 64 mm, for outer mounting level	VX.8617030	8617030	RITTAL

1.f

			Date	04.01.2023	T&T 100 ISX Two section drive panel	
			Ed	Budai Jan		
			Appr			
					ISX - Two section drive panel	
Modification	Date	Name			Replacement of	Replaced by



Parts list : SIE.6ES7132-6BH01-0BA0 - RIT.8617030

		& EPD =	
		+	
		T&T100	Page 1.g
			Page 148 / 166

Parts list

F01\_001-verA

Device tag	Quantity	Designation	Type number		Supplier
=S1+RD1-R1	1	VX Metal multi-tooth screw, for sheet steel	SZ.2486600	2486600	RITTAL
=S1+RD1-SW1	1	SCALANCE XB008	6GK5008-0BA10-1AB2	6GK5008-0BA10-1AB2	SIEMENS
=S1+RD1-T1	1	SITOP PSU300S	6EP1437-2BA20	6EP1437-2BA20	SIEMENS
=S1+RD1-TA1	1	SINAMICS S120 SINGLE MOMO 3A D-TYPE	6SL3120-1TE13-0AD0	6SL3120-1TE13-0AD0	SIEMENS
=S1+RD1-TA2	1	SINAMICS S120 DOUBLE MOMO 3A/3A D-Type	6SL3120-2TE13-0AD0	6SL3120-2TE13-0AD0	SIEMENS
=S1+RD1-TA3	1	SINAMICS S120 DOUBLE MOMO 5A/5A D-TYPE	6SL3120-2TE15-0AD0	6SL3120-2TE15-0AD0	SIEMENS
=S1+RD1-TA4	1	SINAMICS S120 DOUBLE MOMO 5A/5A D-TYPE	6SL3120-2TE15-0AD0	6SL3120-2TE15-0AD0	SIEMENS
=S1+RD1-TA5	1	SINAMICS S120 DOUBLE MOMO 3A/3A D-Type	6SL3120-2TE13-0AD0	6SL3120-2TE13-0AD0	SIEMENS
=S1+RD1-TA6	1	SINAMICS S120 DOUBLE MOMO 3A/3A D-Type	6SL3120-2TE13-0AD0	6SL3120-2TE13-0AD0	SIEMENS
=S1+RD1-TA7	1	SINAMICS S120 DOUBLE MOMO 3A/3A D-Type	6SL3120-2TE13-0AD0	6SL3120-2TE13-0AD0	SIEMENS
=S1+RD1-TA8	1	SINAMICS S120 DOUBLE MOMO 3A/3A D-Type	6SL3120-2TE13-0AD0	6SL3120-2TE13-0AD0	SIEMENS
=S1+RD1-TA9	1	SINAMICS S120 DOUBLE MOMO 3A/3A D-Type	6SL3120-2TE13-0AD0	6SL3120-2TE13-0AD0	SIEMENS
=S1+RD1-TA10	1	SINAMICS S120 DOUBLE MOMO 3A/3A D-Type	6SL3120-2TE13-0AD0	6SL3120-2TE13-0AD0	SIEMENS
=S1+RD1-TA11	1	SINAMICS S120 DOUBLE MOMO 3A/3A D-Type	6SL3120-2TE13-0AD0	6SL3120-2TE13-0AD0	SIEMENS
=S1+RD1-TP1	1	SINAMICS S120	6SL3130-7TE21-6AA4	6SL3130-7TE21-6AA4	SIEMENS
=S1+RD1-X1	3	Feed-through terminal block	A3C 16	2494090000	WEIDMULLER
=S1+RD1-X1	2	End bracket	ZEW 35/2	8630740000	WEIDMULLER
=S1+RD1-X1	1	Feed-through terminal block	A3C 16 BL	2494080000	WEIDMULLER
=S1+RD1-X1	1	PE terminal	A3C 16 PE	2494020000	WEIDMULLER
=S1+RD1-X1	1	End plate (terminals)	AEP 3C 10/16	2490530000	WEIDMULLER
=S1+RD1-XC-ETH1	2	RJI Han 3A RJ45 PFT Cat. 6 metal – panel feed-throughs	09452151560	09452151560	Harting
=S1+RD1-XC-ETH1	2	Han 3A RJ45 10G metal plug set	09451151560	09451151560	Harting
=S1+RD1-XC-PN1	2	RJI Han 3A RJ45 PFT Cat. 6 metal – panel feed-throughs	09452151560	09452151560	Harting
=S1+RD1-XC-PN1	2	Han 3A RJ45 10G metal plug set	09451151560	09451151560	Harting
=S1+RD1-XC1	1	Han® Q 5/0 Crimp; Female	Han® Q,5/0	09120053104	Harting
=S1+RD1-XC1	1	Han® Q 5/0 Crimp; Male	Han® Q,5/0	09120053004	Harting
=S1+RD1-XC1	1	Hoods/Housings	Han 3A-agg-QB	09200030301	Harting
=S1+RD1-XC1	1	Hoods/Housings	Han 3A-gg-M20	19200031440	Harting
=S1+RD1-XC1	1	M20x1,5 EMC 2 Cable Glands Brass / 6,0-12,0mm /	BMEM-02	BMEM-02	Bimed
=S1+RD1-XC2	1	Han® Q 5/0 Crimp; Female	Han® Q,5/0	09120053104	Harting
=S1+RD1-XC2	1	Han® Q 5/0 Crimp; Male	Han® Q,5/0	09120053004	Harting
=S1+RD1-XC2	1	Hoods/Housings	Han 3A-agg-QB	09200030301	Harting
=S1+RD1-XC2	1	Hoods/Housings	Han 3A-gg-M20	19200031440	Harting
=S1+RD1-XC2	1	M20x1,5 EMC 2 Cable Glands Brass / 6,0-12,0mm /	BMEM-02	BMEM-02	Bimed
=S1+RD1-XC3	1	Han® Q 5/0 Crimp; Female	Han® Q,5/0	09120053104	Harting
=S1+RD1-XC3	1	Han® Q 5/0 Crimp; Male	Han® Q,5/0	09120053004	Harting
=S1+RD1-XC3	1	Hoods/Housings	Han 3A-agg-QB	09200030301	Harting
=S1+RD1-XC3	1	Hoods/Housings	Han 3A-gg-M20	19200031440	Harting
=S1+RD1-XC3	1	M20x1,5 EMC 2 Cable Glands Brass / 6,0-12,0mm /	BMEM-02	BMEM-02	Bimed
=S1+RD1-XC4	1	Han® Q 5/0 Crimp; Female	Han® Q,5/0	09120053104	Harting
=S1+RD1-XC4	1	Han® Q 5/0 Crimp; Male	Han® Q,5/0	09120053004	Harting
=S1+RD1-XC4	1	Hoods/Housings	Han 3A-agg-QB	09200030301	Harting
=S1+RD1-XC4	1	Hoods/Housings	Han 3A-gg-M20	19200031440	Harting
=S1+RD1-XC4	1	M20x1,5 EMC 2 Cable Glands Brass / 6,0-12,0mm /	BMEM-02	BMEM-02	Bimed
=S1+RD1-XC5	1	Han® Q 5/0 Crimp; Female	Han® Q,5/0	09120053104	Harting
=S1+RD1-XC5	1	Han® Q 5/0 Crimp; Male	Han® Q,5/0	09120053004	Harting
=S1+RD1-XC5	1	Hoods/Housings	Han 3A-agg-QB	09200030301	Harting
=S1+RD1-XC5	1	Hoods/Housings	Han 3A-gg-M20	19200031440	Harting
=S1+RD1-XC5	1	M20x1,5 EMC 2 Cable Glands Brass / 6,0-12,0mm /	BMEM-02	BMEM-02	Bimed
=S1+RD1-XC6	1	Han® Q 5/0 Crimp; Female	Han® Q,5/0	09120053104	Harting
=S1+RD1-XC6	1	Han® Q 5/0 Crimp; Male	Han® Q,5/0	09120053004	Harting
=S1+RD1-XC6	1	Hoods/Housings	Han 3A-agg-QB	09200030301	Harting
=S1+RD1-XC6	1	Hoods/Housings	Han 3A-gg-M20	19200031440	Harting
=S1+RD1-XC6	1	M20x1,5 EMC 2 Cable Glands Brass / 6,0-12,0mm /	BMEM-02	BMEM-02	Bimed
=S1+RD1-XC7	1	Han® Q 5/0 Crimp; Female	Han® Q,5/0	09120053104	Harting
=S1+RD1-XC7	1	Han® Q 5/0 Crimp; Male	Han® Q,5/0	09120053004	Harting

1.g

			Date	04.01.2023	T&T 100 ISX Two section drive panel	
			Ed	Budai Jan		
			Appr			
					ISX - Two section drive panel	
Modification	Date	Name			Replacement of	Replaced by



Parts list : RIT.2486600 - HAR.09120053004

& EPD		=	
		+	
	T&T100	Page	1.h
		Page	149 / 166

1.i



# Parts list

Device tag	Quantity	Designation	Type number		Supplier
=S1+RD1-XC7	1	Hoods/Housings	Han 3A-agg-QB	09200030301	Harting
=S1+RD1-XC7	1	Hoods/Housings	Han 3A-gg-M20	19200031440	Harting
=S1+RD1-XC7	1	M20x1,5 EMC 2 Cable Glands Brass / 6,0-12,0mm /	BMEM-02	BMEM-02	Bimed
=S1+RD1-XC8	1	Han® Q 5/0 Crimp; Female	Han® Q,5/0	09120053104	Harting
=S1+RD1-XC8	1	Han® Q 5/0 Crimp; Male	Han® Q,5/0	09120053004	Harting
=S1+RD1-XC8	1	Hoods/Housings	Han 3A-agg-QB	09200030301	Harting
=S1+RD1-XC8	1	Hoods/Housings	Han 3A-gg-M20	19200031440	Harting
=S1+RD1-XC8	1	M20x1,5 EMC 2 Cable Glands Brass / 6,0-12,0mm /	BMEM-02	BMEM-02	Bimed
=S1+RD1-XC9	1	Han® Q 5/0 Crimp; Female	Han® Q,5/0	09120053104	Harting
=S1+RD1-XC9	1	Han® Q 5/0 Crimp; Male	Han® Q,5/0	09120053004	Harting
=S1+RD1-XC9	1	Hoods/Housings	Han 3A-agg-QB	09200030301	Harting
=S1+RD1-XC9	1	Hoods/Housings	Han 3A-gg-M20	19200031440	Harting
=S1+RD1-XC9	1	M20x1,5 EMC 2 Cable Glands Brass / 6,0-12,0mm /	BMEM-02	BMEM-02	Bimed
=S1+RD1-XC10	1	Han® Q 5/0 Crimp; Female	Han® Q,5/0	09120053104	Harting
=S1+RD1-XC10	1	Han® Q 5/0 Crimp; Male	Han® Q,5/0	09120053004	Harting
=S1+RD1-XC10	1	Hoods/Housings	Han 3A-agg-QB	09200030301	Harting
=S1+RD1-XC10	1	Hoods/Housings	Han 3A-gg-M20	19200031440	Harting
=S1+RD1-XC10	1	M20x1,5 EMC 2 Cable Glands Brass / 6,0-12,0mm /	BMEM-02	BMEM-02	Bimed
=S1+RD1-XC11	1	Han® Q 5/0 Crimp; Female	Han® Q,5/0	09120053104	Harting
=S1+RD1-XC11	1	Han® Q 5/0 Crimp; Male	Han® Q,5/0	09120053004	Harting
=S1+RD1-XC11	1	Hoods/Housings	Han 3A-agg-QB	09200030301	Harting
=S1+RD1-XC11	1	Hoods/Housings	Han 3A-gg-M20	19200031440	Harting
=S1+RD1-XC11	1	M20x1,5 EMC 2 Cable Glands Brass / 6,0-12,0mm /	BMEM-02	BMEM-02	Bimed
=S1+RD1-XC12	1	Han® Q 5/0 Crimp; Female	Han® Q,5/0	09120053104	Harting
=S1+RD1-XC12	1	Han® Q 5/0 Crimp; Male	Han® Q,5/0	09120053004	Harting
=S1+RD1-XC12	3	Hoods/Housings	Han 3A-agg-QB	09200030301	Harting
=S1+RD1-XC12	1	Hoods/Housings	Han 3A-gg-M20	19200031440	Harting
=S1+RD1-XC12	1	M20x1,5 EMC 2 Cable Glands Brass / 6,0-12,0mm /	BMEM-02	BMEM-02	Bimed
=S1+RD1-XC12	2	Hoods/Housings	Han 3A-AK	09200035426	Harting
=S1+RD1-XC13	1	Han® Q 5/0 Crimp; Female	Han® Q,5/0	09120053104	Harting
=S1+RD1-XC13	1	Han® Q 5/0 Crimp; Male	Han® Q,5/0	09120053004	Harting
=S1+RD1-XC13	1	Hoods/Housings	Han 3A-agg-QB	09200030301	Harting
=S1+RD1-XC13	1	Hoods/Housings	Han 3A-gg-M20	19200031440	Harting
=S1+RD1-XC13	1	M20x1,5 EMC 2 Cable Glands Brass / 6,0-12,0mm /	BMEM-02	BMEM-02	Bimed
=S1+RD1-XC14	1	Han® Q 5/0 Crimp; Female	Han® Q,5/0	09120053104	Harting
=S1+RD1-XC14	1	Han® Q 5/0 Crimp; Male	Han® Q,5/0	09120053004	Harting
=S1+RD1-XC14	1	Hoods/Housings	Han 3A-agg-QB	09200030301	Harting
=S1+RD1-XC14	1	Hoods/Housings	Han 3A-gg-M20	19200031440	Harting
=S1+RD1-XC14	1	M20x1,5 EMC 2 Cable Glands Brass / 6,0-12,0mm /	BMEM-02	BMEM-02	Bimed
=S1+RD1-XC15	1	Han® Q 5/0 Crimp; Female	Han® Q,5/0	09120053104	Harting
=S1+RD1-XC15	1	Han® Q 5/0 Crimp; Male	Han® Q,5/0	09120053004	Harting
=S1+RD1-XC15	1	Hoods/Housings	Han 3A-agg-QB	09200030301	Harting
=S1+RD1-XC15	1	Hoods/Housings	Han 3A-gg-M20	19200031440	Harting
=S1+RD1-XC15	1	M20x1,5 EMC 2 Cable Glands Brass / 6,0-12,0mm /	BMEM-02	BMEM-02	Bimed
=S1+RD1-XC16	1	Han® Q 5/0 Crimp; Female	Han® Q,5/0	09120053104	Harting
=S1+RD1-XC16	1	Han® Q 5/0 Crimp; Male	Han® Q,5/0	09120053004	Harting
=S1+RD1-XC16	1	Hoods/Housings	Han 3A-agg-QB	09200030301	Harting
=S1+RD1-XC16	1	Hoods/Housings	Han 3A-gg-M20	19200031440	Harting
=S1+RD1-XC16	1	M20x1,5 EMC 2 Cable Glands Brass / 6,0-12,0mm /	BMEM-02	BMEM-02	Bimed
=S1+RD1-XC17	1	Han® Q 5/0 Crimp; Female	Han® Q,5/0	09120053104	Harting
=S1+RD1-XC17	1	Han® Q 5/0 Crimp; Male	Han® Q,5/0	09120053004	Harting
=S1+RD1-XC17	1	Hoods/Housings	Han 3A-agg-QB	09200030301	Harting
=S1+RD1-XC17	1	Hoods/Housings	Han 3A-gg-M20	19200031440	Harting
=S1+RD1-XC17	1	M20x1,5 EMC 2 Cable Glands Brass / 6,0-12,0mm /	BMEM-02	BMEM-02	Bimed
=S1+RD1-XC18	1	Han® Q 5/0 Crimp; Female	Han® Q,5/0	09120053104	Harting
=S1+RD1-XC18	1	Han® Q 5/0 Crimp; Male	Han® Q,5/0	09120053004	Harting

			Date	04.01.2023	T&T 100 ISX Two section drive panel			Parts list : HAR.09200030301 - HAR.09120053004			& EPD =	
			Ed	Budai Jan							+	
			Appr						ISX - Two section drive panel			
Modification	Date	Name			Replacement of	Replaced by					T&T100	
											Page 150 / 166	

Parts list

F01\_001-verA

Device tag	Quantity	Designation	Type number		Supplier
=S1+RD1-XC18	1	Hoods/Housings	Han 3A-agg-QB	09200030301	Harting
=S1+RD1-XC18	1	Hoods/Housings	Han 3A-gg-M20	19200031440	Harting
=S1+RD1-XC18	1	M20x1,5 EMC 2 Cable Glands Brass / 6,0-12,0mm /	BMEM-02	BMEM-02	Bimed
=S1+RD1-XC19	1	Han® Q 5/0 Crimp; Female	Han® Q,5/0	09120053104	Harting
=S1+RD1-XC19	1	Han® Q 5/0 Crimp; Male	Han® Q,5/0	09120053004	Harting
=S1+RD1-XC19	1	Hoods/Housings	Han 3A-agg-QB	09200030301	Harting
=S1+RD1-XC19	1	Hoods/Housings	Han 3A-gg-M20	19200031440	Harting
=S1+RD1-XC19	1	M20x1,5 EMC 2 Cable Glands Brass / 6,0-12,0mm /	BMEM-02	BMEM-02	Bimed
=S1+RD1-XC20	1	Han® Q 5/0 Crimp; Female	Han® Q,5/0	09120053104	Harting
=S1+RD1-XC20	1	Han® Q 5/0 Crimp; Male	Han® Q,5/0	09120053004	Harting
=S1+RD1-XC20	1	Hoods/Housings	Han 3A-agg-QB	09200030301	Harting
=S1+RD1-XC20	1	Hoods/Housings	Han 3A-gg-M20	19200031440	Harting
=S1+RD1-XC20	1	M20x1,5 EMC 2 Cable Glands Brass / 6,0-12,0mm /	BMEM-02	BMEM-02	Bimed
=S1+RD1-XC21	1	Han® Q 5/0 Crimp; Female	Han® Q,5/0	09120053104	Harting
=S1+RD1-XC21	1	Han® Q 5/0 Crimp; Male	Han® Q,5/0	09120053004	Harting
=S1+RD1-XC21	1	Hoods/Housings	Han 3A-agg-QB	09200030301	Harting
=S1+RD1-XC21	1	Hoods/Housings	Han 3A-gg-M20	19200031440	Harting
=S1+RD1-XC21	1	M20x1,5 EMC 2 Cable Glands Brass / 6,0-12,0mm /	BMEM-02	BMEM-02	Bimed
=S1+RD1-XC22	1	Han® Q 5/0 Crimp; Female	Han® Q,5/0	09120053104	Harting
=S1+RD1-XC22	1	Han® Q 5/0 Crimp; Male	Han® Q,5/0	09120053004	Harting
=S1+RD1-XC22	1	Hoods/Housings	Han 3A-agg-QB	09200030301	Harting
=S1+RD1-XC22	1	Hoods/Housings	Han 3A-gg-M20	19200031440	Harting
=S1+RD1-XC22	1	M20x1,5 EMC 2 Cable Glands Brass / 6,0-12,0mm /	BMEM-02	BMEM-02	Bimed
=S1+RD1-XC23	1	Han® Q 5/0 Crimp; Female	Han® Q,5/0	09120053104	Harting
=S1+RD1-XC23	1	Han® Q 5/0 Crimp; Male	Han® Q,5/0	09120053004	Harting
=S1+RD1-XC23	1	Hoods/Housings	Han 3A-agg-QB	09200030301	Harting
=S1+RD1-XC23	1	Hoods/Housings	Han 3A-gg-M20	19200031440	Harting
=S1+RD1-XC23	1	M20x1,5 EMC 2 Cable Glands Brass / 6,0-12,0mm /	BMEM-02	BMEM-02	Bimed
=S1+RD1-XCD1	1	SINAMICS S120 DRIVE-CLIQ CABINET GLAND	6SL3066-2DA00-0AA0	6SL3066-2DA00-0AA0	SIEMENS
=S1+RD1-XCD2	1	SINAMICS S120 DRIVE-CLIQ CABINET GLAND	6SL3066-2DA00-0AA0	6SL3066-2DA00-0AA0	SIEMENS
=S1+RD1-XCD3	1	SINAMICS S120 DRIVE-CLIQ CABINET GLAND	6SL3066-2DA00-0AA0	6SL3066-2DA00-0AA0	SIEMENS
=S1+RD1-XCD4	1	SINAMICS S120 DRIVE-CLIQ CABINET GLAND	6SL3066-2DA00-0AA0	6SL3066-2DA00-0AA0	SIEMENS
=S1+RD1-XCD5	1	SINAMICS S120 DRIVE-CLIQ CABINET GLAND	6SL3066-2DA00-0AA0	6SL3066-2DA00-0AA0	SIEMENS
=S1+RD1-XCF1	1	Inserts	Han Q High Density -F-	09120213101	Harting
=S1+RD1-XCF1	1	Inserts	Han Q High Density -M-	09120213001	Harting
=S1+RD1-XCF1	1	Hoods/Housings	Han 3A-agg-QB	09200030301	Harting
=S1+RD1-XCF1	1	Hoods/Housings	Han 3A-gg-M20	19200031440	Harting
=S1+RD1-XCF1	1	Cable gland M20, plastic, grey	Cable gland M20	Cable gland M20, plastic, grey	Doesn't matter
=S1+RD1-XCF2	1	Inserts	Han Q High Density -F-	09120213101	Harting
=S1+RD1-XCF2	1	Inserts	Han Q High Density -M-	09120213001	Harting
=S1+RD1-XCF2	1	Hoods/Housings	Han 3A-agg-QB	09200030301	Harting
=S1+RD1-XCF2	1	Hoods/Housings	Han 3A-gg-M20	19200031440	Harting
=S1+RD1-XCF2	1	Cable gland M20, plastic, grey	Cable gland M20	Cable gland M20, plastic, grey	Doesn't matter
=S1+RD1-XCY1	1	Inserts	Han Q12-F-QL	09120123101	Harting
=S1+RD1-XCY1	1	Inserts	Han Q12-M-QL	09120123001	Harting
=S1+RD1-XCY1	1	Hoods/Housings	Han 3A-agg-QB	09200030301	Harting
=S1+RD1-XCY1	1	Hoods/Housings	Han 3A-gg-M20	19200031440	Harting
=S1+RD1-XCY1	1	Cable gland M20, plastic, grey	Cable gland M20	Cable gland M20, plastic, grey	Doesn't matter
=S1+RD1-XCY2	1	Inserts	Han 75DDD M-c	09160752001	Harting
=S1+RD1-XCY2	1	Inserts	Han 75DDD F-c	09160752101	Harting
=S1+RD1-XCY2	1		Han B Hood Side Entry HC 4 Pegs M32	19300100527	Harting
=S1+RD1-XCY2	1		Han B Base Panel 2 levers	09300100301	Harting
=S1+RD1-XCY2	1	Cable gland M32, plastic, grey	Cable gland M32	Cable gland M32, plastic, grey	Doesn't matter
=S1+RD1-XCY3	1	Inserts	Han Q High Density -F-	09120213101	Harting
=S1+RD1-XCY3	1	Inserts	Han Q High Density -M-	09120213001	Harting
=S1+RD1-XCY3	1	Hoods/Housings	Han 3A-agg-QB	09200030301	Harting

Parts list

F01\_001-verA

Device tag	Quantity	Designation	Type number		Supplier
=S1+RD1-XCY3	1	Hoods/Housings	Han 3A-gg-M20	19200031440	Harting
=S1+RD1-XCY3	1	Cable gland M20, plastic, grey	Cable gland M20	Cable gland M20, plastic, grey	Doesn't matter
=S1+RD1-XPB1	1	M12 F receptacle 5pin, 2m	7000-13561-9720200	7000-13561-9720200	Murrelektronik
=S1+RD1-XPB1	1	HEXAGONAL NUT M16X 1.5 FOR FLANGE PLUG	7000-13581-0000000	7000-13581-0000000	Murrelektronik
=S1+RD1-XPB2	1	M12 F receptacle 5pin, 2m	7000-13561-9720200	7000-13561-9720200	Murrelektronik
=S1+RD1-XPB2	1	HEXAGONAL NUT M16X 1.5 FOR FLANGE PLUG	7000-13581-0000000	7000-13581-0000000	Murrelektronik
=S1+RD1-XPB3	1	M12 F receptacle 5pin, 2m	7000-13561-9720200	7000-13561-9720200	Murrelektronik
=S1+RD1-XPB3	1	HEXAGONAL NUT M16X 1.5 FOR FLANGE PLUG	7000-13581-0000000	7000-13581-0000000	Murrelektronik
=S1+RD1-XPW1	1	Inserts	Han K4/0-STI-S	09380062611	Harting
=S1+RD1-XPW1	1	Hoods/Housings	Han 16B-asg1-QB-M25	19300161231	Harting
=S1+RD1-XPW1	1	Hoods/Housings	Han 16B-gs-M25	19300161521	Harting
=S1+RD1-XPW1	1	Inserts	Han K4/0-BU-S	09380062711	Harting
=S1+RD1-XP_24V_DEV_1	1	Supply terminal	AAP11 6 LO RD	1989780000	WEIDMULLER
=S1+RD1-XP_24V_DEV_1	1	Cross-connector (terminal)	ZQV 1.5N/10 RD	1985800000	WEIDMULLER
=S1+RD1-XP_24V_DEV_1	1	End plate (terminals)	AEP AP11	1988320000	WEIDMULLER
=S1+RD1-XP_24V_DEV_1	1	Potential distributor terminal	AAP11 1.5 LI RD	1988160000	WEIDMULLER
=S1+RD1-XP_24V_PB_1	1	Supply terminal	AAP11 6 LO RD	1989780000	WEIDMULLER
=S1+RD1-XP_24V_PB_1	1	Cross-connector (terminal)	ZQV 1.5N/10 RD	1985800000	WEIDMULLER
=S1+RD1-XP_24V_PB_1	1	End plate (terminals)	AEP AP11	1988320000	WEIDMULLER
=S1+RD1-XP_24V_PB_1	1	Potential distributor terminal	AAP11 1.5 LI RD	1988160000	WEIDMULLER
=S1+RD1-XP_24V_PROP_1	1	Supply terminal	AAP11 6 LO RD	1989780000	WEIDMULLER
=S1+RD1-XP_24V_PROP_1	1	Cross-connector (terminal)	ZQV 1.5N/10 RD	1985800000	WEIDMULLER
=S1+RD1-XP_24V_PROP_1	1	End plate (terminals)	AEP AP11	1988320000	WEIDMULLER
=S1+RD1-XP_24V_PROP_1	1	Potential distributor terminal	AAP11 1.5 LI RD	1988160000	WEIDMULLER
=S1+RD1-XP_24V_VALVE_1	1	Supply terminal	AAP11 6 LO RD	1989780000	WEIDMULLER
=S1+RD1-XP_24V_VALVE_1	1	Cross-connector (terminal)	ZQV 1.5N/10 RD	1985800000	WEIDMULLER
=S1+RD1-XP_24V_VALVE_1	1	End plate (terminals)	AEP AP11	1988320000	WEIDMULLER
=S1+RD1-XP_24V_VALVE_1	1	Potential distributor terminal	AAP11 1.5 LI RD	1988160000	WEIDMULLER
=S1+RD1-XP_GND	1	End bracket	ZEW 35/2	8630740000	WEIDMULLER
=S1+RD1-XP_GND	9	Feed-through terminal block	A3C 6	1991820000	WEIDMULLER
=S1+RD1-XP_GND	10	Cross-connector (terminal)	ZQV 6N/2	1985740000	WEIDMULLER
=S1+RD1-XP_GND	1	End plate (terminals)	AEP 3C 6	1991940000	WEIDMULLER
=S1+RD1-XP_GND_DEV_1	1	Supply terminal	AAP11 6 LO BL	1988130000	WEIDMULLER
=S1+RD1-XP_GND_DEV_1	1	Cross-connector (terminal)	ZQV 1.5N/10 BL	1985680000	WEIDMULLER
=S1+RD1-XP_GND_DEV_1	1	End plate (terminals)	AEP AP11	1988320000	WEIDMULLER
=S1+RD1-XP_GND_DEV_1	1	Potential distributor terminal	AAP11 1.5 LI RD	1988160000	WEIDMULLER
=S1+RD1-XP_GND_PB_1	1	Supply terminal	AAP11 6 LO BL	1988130000	WEIDMULLER
=S1+RD1-XP_GND_PB_1	1	Cross-connector (terminal)	ZQV 1.5N/10 BL	1985680000	WEIDMULLER
=S1+RD1-XP_GND_PB_1	1	End plate (terminals)	AEP AP11	1988320000	WEIDMULLER
=S1+RD1-XP_GND_PB_1	1	Potential distributor terminal	AAP11 1.5 LI RD	1988160000	WEIDMULLER
=S1+RD1-XP_GND_PROP_1	1	Supply terminal	AAP11 6 LO BL	1988130000	WEIDMULLER
=S1+RD1-XP_GND_PROP_1	1	Cross-connector (terminal)	ZQV 1.5N/10 BL	1985680000	WEIDMULLER
=S1+RD1-XP_GND_PROP_1	1	End plate (terminals)	AEP AP11	1988320000	WEIDMULLER
=S1+RD1-XP_GND_PROP_1	1	Potential distributor terminal	AAP11 1.5 LI RD	1988160000	WEIDMULLER
=S1+RD1-XP_GND_VALVE_1	1	Supply terminal	AAP11 6 LO BL	1988130000	WEIDMULLER
=S1+RD1-XP_GND_VALVE_1	1	Cross-connector (terminal)	ZQV 1.5N/10 BL	1985680000	WEIDMULLER
=S1+RD1-XP_GND_VALVE_1	1	End plate (terminals)	AEP AP11	1988320000	WEIDMULLER
=S1+RD1-XP_GND_VALVE_1	1	Potential distributor terminal	AAP11 1.5 LI RD	1988160000	WEIDMULLER
=S1+RD1-XP_GND_VALVE_BLOCK_1	1	Supply terminal	AAP11 6 LO BL	1988130000	WEIDMULLER
=S1+RD1-XP_GND_VALVE_BLOCK_1	1	Cross-connector (terminal)	ZQV 1.5N/10 BL	1985680000	WEIDMULLER
=S1+RD1-XP_GND_VALVE_BLOCK_1	1	End plate (terminals)	AEP AP11	1988320000	WEIDMULLER
=S1+RD1-XP_GND_VALVE_BLOCK_1	1	Potential distributor terminal	AAP11 1.5 LI RD	1988160000	WEIDMULLER
=S1+RD1-XP_PE_DEV_1	1	Supply terminal	AAP11 6 FE	1988140000	WEIDMULLER
=S1+RD1-XP_PE_DEV_1	1	Cross-connector (terminal)	ZQV 1.5N/10	1985580000	WEIDMULLER
=S1+RD1-XP_PE_DEV_1	1	End plate (terminals)	AEP AP11	1988320000	WEIDMULLER
=S1+RD1-XP_PE_DEV_1	1	Potential distributor terminal	AAP11 1.5 LI RD	1988160000	WEIDMULLER



Parts list

F01\_001-verA

Device tag	Quantity	Designation	Type number		Supplier
=S1+RD1-XP_PE_PB_1	1	Supply terminal	AAP11 6 FE	1988140000	WEIDMULLER
=S1+RD1-XP_PE_PB_1	1	Cross-connector (terminal)	ZQV 1.5N/10	1985580000	WEIDMULLER
=S1+RD1-XP_PE_PB_1	1	End plate (terminals)	AEP AP11	1988320000	WEIDMULLER
=S1+RD1-XP_PE_PB_1	1	Potential distributor terminal	AAP11 1.5 LI RD	1988160000	WEIDMULLER
=S1+RD1-XP_PE_VALVE_1	2	Supply terminal	AAP11 6 FE	1988140000	WEIDMULLER
=S1+RD1-XP_PE_VALVE_1	2	Cross-connector (terminal)	ZQV 1.5N/10	1985580000	WEIDMULLER
=S1+RD1-XP_PE_VALVE_1	2	End plate (terminals)	AEP AP11	1988320000	WEIDMULLER
=S1+RD1-XP_PE_VALVE_1	2	Potential distributor terminal	AAP11 1.5 LI RD	1988160000	WEIDMULLER
=S1+RD1-XS1	1	Socket outlet	ZSF-06	OEZ:37293	OEZ s.r.o.
=S1+RD1-XT1	2	End bracket	ZEW 35/2	8630740000	WEIDMULLER
=S1+RD1-XT1	1	Test-disconnect terminal	ADT 4 2C	2429850000	WEIDMULLER
=S1+RD1-XT1	1	End plate (terminals)	AEP 3C 4	2051720000	WEIDMULLER
=S1+S1-AD1	1	SINAMICS S120 DRIVE CLIQ HUB MODULE EXTERNAL DME20	6SL3055-0AA00-6AB0	6SL3055-0AA00-6AB0	SIEMENS
=S1+S1-AD2	1	SINAMICS S120 DRIVE CLIQ HUB MODULE EXTERNAL DME20	6SL3055-0AA00-6AB0	6SL3055-0AA00-6AB0	SIEMENS
=S1+S1-AD3	1	SINAMICS S120 DRIVE CLIQ HUB MODULE EXTERNAL DME20	6SL3055-0AA00-6AB0	6SL3055-0AA00-6AB0	SIEMENS
=S1+S1-AD4	2	SINAMICS S120 DRIVE CLIQ HUB MODULE EXTERNAL DME20	6SL3055-0AA00-6AB0	6SL3055-0AA00-6AB0	SIEMENS
=S1+S1-AD5	1	SINAMICS S120 DRIVE CLIQ HUB MODULE EXTERNAL DME20	6SL3055-0AA00-6AB0	6SL3055-0AA00-6AB0	SIEMENS
=S1+S1-AM1	1	SINAMICS S120 SENSOR MODULE EXTERNAL SME125	6SL3055-0AA00-5KA3	6SL3055-0AA00-5KA3	SIEMENS
=S1+S1-AM2	1	SINAMICS S120 SENSOR MODULE EXTERNAL SME125	6SL3055-0AA00-5KA3	6SL3055-0AA00-5KA3	SIEMENS
=S1+S1-CAM1	1		thermoIMAGER TIM8	thermoIMAGER TIM8	
=S1+S1-XC1	2	T-coupler M12 female /M12 female - M12 male	7000-42751-0000000	7000-42751-0000000	Murrelektronik
=S1+S1-XC2	1	T-coupler M12 female /M12 female - M12 male	7000-42751-0000000	7000-42751-0000000	Murrelektronik
=S1+S1-XC3	1	T-coupler M12 female /M12 female - M12 male	7000-42751-0000000	7000-42751-0000000	Murrelektronik
=S1+S1-XC4	2	T-coupler M12 female /M12 female - M12 male	7000-42751-0000000	7000-42751-0000000	Murrelektronik
=S1+S1-XC5	1	T-coupler M12 female /M12 female - M12 male	7000-42751-0000000	7000-42751-0000000	Murrelektronik
=S1+TAK-M1	1	SIMOTICS S-1FK7 PN=1.11kW; UDC=600V M0=11Nm (100K); NN=3000rpm, s brzdou	1FK7044-4CF71-1RH1	1FK7044-4CF71-1RH1	SIEMENS
=S1+TAK-M2	1	SIMOTICS S-1FK7 PN=1.11kW; UDC=600V M0=11Nm (100K); NN=3000rpm, s brzdou	1FK7044-4CF71-1RH1	1FK7044-4CF71-1RH1	SIEMENS
=S1+UB-XG1	1	Sensor-actuator passive distributor (without cable)	SAI-6-M 5P M12	1701240000	WEIDMULLER
=S1+FM-XG1	1	Sensor-actuator passive distributor (without cable)	SAI-6-M 5P M12	1701240000	WEIDMULLER
=S1+FM-XG3	1	Sensor-actuator passive distributor (without cable)	SAI-6-M 5P M12	1701240000	WEIDMULLER
=S1+DNA-M1	1	SIMOTICS S-1FK7 PN=0.38kW; M0=0.85Nm (100K); NN=6000rpm, without brake	1FK7022-5AK71-1VG3	1FK7022-5AK71-1VG3	SIEMENS
=S1+INVF-M1	1	SIMOTICS S-1FK7 PN=1.66kW; UDC=600V M0=3Nm (100K); NN=3000rpm, s brzdou	1FW6090-0NB05-0FD3	1FW6090-0NB05-0FD3	SIEMENS
=S1+INVR-M1	1	SIMOTICS S-1FK7 PN=1.66kW; UDC=600V M0=3Nm (100K); NN=3000rpm, s brzdou	1FW6090-0NB05-0FD3	1FW6090-0NB05-0FD3	SIEMENS
=S1+BLR-M1	1	SIMOTICS S-1FK7 PN=0.82kW; UDC=600V M0=3Nm (100K); NN=3000rpm, with brake	1FK7042-2AF71-1UG1	1FK7042-2AF71-1UG1	SIEMENS
=S1+BAR-M1	1	SIMOTICS S-1FK7 PN=0.82kW; UDC=600V M0=3Nm (100K); NN=3000rpm, with brake	1FK7042-2AF71-1UG1	1FK7042-2AF71-1UG1	SIEMENS
=S1+BAT-M1	1	SIMOTICS S-1FK7 PN=2.3kW; UDC=600V M0=11Nm (100K); NN=3000rpm, with brake	1FK7063-2AF71-1UH1	1FK7063-2AF71-1UH1	SIEMENS
=S1+MBL-M1	1	SIMOTICS S-1FK7 PN=1.11kW; UDC=600V M0=3Nm (100K); NN=3000rpm, s brzdou	1FW6090-0QB05-0FD3	1FK7060-2AC71-1UA1	SIEMENS
=S1+MBL-M2	1	SIMOTICS S-1FK7 PN=1.11kW; UDC=600V M0=3Nm (100K); NN=3000rpm, s brzdou	1FW6090-0QB05-0FD3	1FK7060-2AC71-1UA1	SIEMENS
=S1+PLGH-M1	1	SIMOTICS S-1FK7 PN=0.38kW; M0=0.85Nm (100K); NN=6000rpm, without brake	1FK7022-5AK71-1VG3	1FK7022-5AK71-1VG3	SIEMENS
=S1+PLG-M1	1	S-1FK2 HD servo motor M0=2.4 Nm; PN = 1.07 kW	1FK2104-5AK00-2MB0	1FK2104-5AK00-2MB0	SIEMENS
=S1+PLG-M2	1	S-1FK2 HD servo motor M0=2.4 Nm; PN = 1.07 kW	1FK2104-5AK00-2MB0	1FK2104-5AK00-2MB0	SIEMENS
=S1+PLG-M3	1	S-1FK2 HD servo motor M0=2.4 Nm; PN = 1.07 kW	1FK2104-5AK00-2MB0	1FK2104-5AK00-2MB0	SIEMENS
=S1+PLG-M4	1	S-1FK2 HD servo motor M0=2.4 Nm; PN = 1.07 kW	1FK2104-5AK00-2MB0	1FK2104-5AK00-2MB0	SIEMENS
=S1+PLG-M5	1	S-1FK2 HD servo motor M0=2.4 Nm; PN = 1.07 kW	1FK2104-5AK00-2MB0	1FK2104-5AK00-2MB0	SIEMENS
=S1+MBK-M1	1	SIMOTICS S-1FK7 PN=1.11kW; UDC=600V M0=3Nm (100K); NN=3000rpm, s brzdou	1FW6090-0QB05-0FD3	1FK7060-2AC71-1UA1	SIEMENS
=S1+MBK-M2	1	SIMOTICS S-1FK7 PN=1.11kW; UDC=600V M0=3Nm (100K); NN=3000rpm, s brzdou	1FW6090-0QB05-0FD3	1FK7060-2AC71-1UA1	SIEMENS
=S2-W+BK-XG1-X1/+BK-Y9,1	1	UNITRONIC SENSOR 5X0,25	UNITRONIC® SENSOR	7038907	LAPP group
=S2-W+BK-XG1-X1/+BK-Y9,1	1	MOSA M12 F straight, 5pin, 4...6mm,	7000-12921-0000000	7000-12921-0000000	Murrelektronik
=S2-W+BK-XG1-X1/+BK-Y9,1	1	MOSA M12 M straight, 5pin, 4...6mm,	7000-12721-0000000	7000-12721-0000000	Murrelektronik
=S2-W+BK-XG1-X2/+BK-Y10,1	1	UNITRONIC SENSOR 5X0,25	UNITRONIC® SENSOR	7038907	LAPP group
=S2-W+BK-XG1-X2/+BK-Y10,1	1	MOSA M12 F straight, 5pin, 4...6mm,	7000-12921-0000000	7000-12921-0000000	Murrelektronik
=S2-W+BK-XG1-X2/+BK-Y10,1	1	MOSA M12 M straight, 5pin, 4...6mm,	7000-12721-0000000	7000-12721-0000000	Murrelektronik
=S2-W+BK-XG1-X3/+BK-Y11,1	1	UNITRONIC SENSOR 5X0,25	UNITRONIC® SENSOR	7038907	LAPP group
=S2-W+BK-XG1-X3/+BK-Y11,1	1	MOSA M12 F straight, 5pin, 4...6mm,	7000-12921-0000000	7000-12921-0000000	Murrelektronik
=S2-W+BK-XG1-X3/+BK-Y11,1	1	MOSA M12 M straight, 5pin, 4...6mm,	7000-12721-0000000	7000-12721-0000000	Murrelektronik
=S2-W+BK-XG1-X4/+BK-Y12,1	1	UNITRONIC SENSOR 5X0,25	UNITRONIC® SENSOR	7038907	LAPP group

1.k

1.m

			Date	04.01.2023	T&T 100 ISX Two section drive panel			Parts list : WEI.1988140000 - LAPP.7038907			& EPD =	
			Ed	Budai Jan							+	
			Appr									
					ISX - Two section drive panel						Page	1.1
Modification	Date	Name			Replacement of	Replaced by				T&T100		Page 153 / 166

# Parts list

Device tag	Quantity	Designation	Type number		Supplier
=S2-W+BK-XG1-X4/+BK-Y12,1	1	MOSA M12 F straight, 5pin, 4...6mm,	7000-12921-0000000	7000-12921-0000000	Murrelektronik
=S2-W+BK-XG1-X4/+BK-Y12,1	1	MOSA M12 M straight, 5pin, 4...6mm,	7000-12721-0000000	7000-12721-0000000	Murrelektronik
=S2-W+BK-XG1-X5/+BK-Y13,1	1	UNITRONIC SENSOR 5X0,25	UNITRONIC® SENSOR	7038907	LAPP group
=S2-W+BK-XG1-X5/+BK-Y13,1	1	MOSA M12 F straight, 5pin, 4...6mm,	7000-12921-0000000	7000-12921-0000000	Murrelektronik
=S2-W+BK-XG1-X5/+BK-Y13,1	1	MOSA M12 M straight, 5pin, 4...6mm,	7000-12721-0000000	7000-12721-0000000	Murrelektronik
=S2-W+BKPB-K1-X1/+S2-SW1-X1,1-4	1	Ethernetový stíněný kabel v kategorii CAT.5E - 4-drát, 2x2	6XV1840-2AH10	6XV1840-2AH10	SIEMENS
=S2-W+BKPB-K1-X1/+S2-SW1-X1,1-4	1	RJ45 plug 180 2x 2, RJ45 plug-in connector	6GK1901-1BB10-2AE0	6GK1901-1BB10-2AE0	SIEMENS
=S2-W+BKPB-K1-X1/+S2-SW1-X1,1-4	1	Industrial Ethernet FastConnect M12 plug PRO 2x2 M12	6GK1901-1BB10-2AE0	6GK1901-0DB20-6AA0	SIEMENS
=S2-W+BKPB-KS2-X1/+S2-SW1-X2,1-4	1	Ethernetový stíněný kabel v kategorii CAT.5E - 4-drát, 2x2	6XV1840-2AH10	6XV1840-2AH10	SIEMENS
=S2-W+BKPB-KS2-X1/+S2-SW1-X2,1-4	1	RJ45 plug 180 2x 2, RJ45 plug-in connector	6GK1901-1BB10-2AE0	6GK1901-1BB10-2AE0	SIEMENS
=S2-W+BKPB-KS2-X1/+S2-SW1-X2,1-4	1	Industrial Ethernet FastConnect M12 plug PRO 2x2 M12	6GK1901-1BB10-2AE0	6GK1901-0DB20-6AA0	SIEMENS
=S2-W+BKPB-KS2-X2/+BWPB-K1-X2,1	1	Power and control cables	ÖLFLEX® CLASSIC 110	1119003	LAPP group
=S2-W+BWPB-K1-X1/+S2-SW1-X3,1-4	1	Ethernetový stíněný kabel v kategorii CAT.5E - 4-drát, 2x2	6XV1840-2AH10	6XV1840-2AH10	SIEMENS
=S2-W+BWPB-K1-X1/+S2-SW1-X3,1-4	1	RJ45 plug 180 2x 2, RJ45 plug-in connector	6GK1901-1BB10-2AE0	6GK1901-1BB10-2AE0	SIEMENS
=S2-W+BWPB-K1-X1/+S2-SW1-X3,1-4	1	Industrial Ethernet FastConnect M12 plug PRO 2x2 M12	6GK1901-1BB10-2AE0	6GK1901-0DB20-6AA0	SIEMENS
=S2-W+BWPB-KS2-X1/+S2-SW1-X4,1-4	1	Ethernetový stíněný kabel v kategorii CAT.5E - 4-drát, 2x2	6XV1840-2AH10	6XV1840-2AH10	SIEMENS
=S2-W+BWPB-KS2-X1/+S2-SW1-X4,1-4	1	RJ45 plug 180 2x 2, RJ45 plug-in connector	6GK1901-1BB10-2AE0	6GK1901-1BB10-2AE0	SIEMENS
=S2-W+BWPB-KS2-X1/+S2-SW1-X4,1-4	1	Industrial Ethernet FastConnect M12 plug PRO 2x2 M12	6GK1901-1BB10-2AE0	6GK1901-0DB20-6AA0	SIEMENS
=S2-W+FM-BG1/+FM-XG1-X1,1	1	UNITRONIC SENSOR 5X0,25	UNITRONIC® SENSOR	7038907	LAPP group
=S2-W+FM-BG1/+FM-XG1-X1,1	1	MOSA M12 F straight, 5pin, 4...6mm,	7000-12921-0000000	7000-12921-0000000	Murrelektronik
=S2-W+FM-BG1/+FM-XG1-X1,1	1	MOSA M12 M straight, 5pin, 4...6mm,	7000-12721-0000000	7000-12721-0000000	Murrelektronik
=S2-W+FM-BG2/+FM-XG1-X2,1	1	UNITRONIC SENSOR 5X0,25	UNITRONIC® SENSOR	7038907	LAPP group
=S2-W+FM-BG2/+FM-XG1-X2,1	1	MOSA M12 F straight, 5pin, 4...6mm,	7000-12921-0000000	7000-12921-0000000	Murrelektronik
=S2-W+FM-BG2/+FM-XG1-X2,1	1	MOSA M12 M straight, 5pin, 4...6mm,	7000-12721-0000000	7000-12721-0000000	Murrelektronik
=S2-W+FM-BG3/+FM-XG1-X3,1	1	UNITRONIC SENSOR 5X0,25	UNITRONIC® SENSOR	7038907	LAPP group
=S2-W+FM-BG3/+FM-XG1-X3,1	1	MOSA M12 F straight, 5pin, 4...6mm,	7000-12921-0000000	7000-12921-0000000	Murrelektronik
=S2-W+FM-BG3/+FM-XG1-X3,1	1	MOSA M12 M straight, 5pin, 4...6mm,	7000-12721-0000000	7000-12721-0000000	Murrelektronik
=S2-W+FM-BG4/+FM-XG1-X4,1	1	UNITRONIC SENSOR 5X0,25	UNITRONIC® SENSOR	7038907	LAPP group
=S2-W+FM-BG4/+FM-XG1-X4,1	1	MOSA M12 F straight, 5pin, 4...6mm,	7000-12921-0000000	7000-12921-0000000	Murrelektronik
=S2-W+FM-BG4/+FM-XG1-X4,1	1	MOSA M12 M straight, 5pin, 4...6mm,	7000-12721-0000000	7000-12721-0000000	Murrelektronik
=S2-W+FM-BG5/+FM-XG1-X5,1	1	UNITRONIC SENSOR 5X0,25	UNITRONIC® SENSOR	7038907	LAPP group
=S2-W+FM-BG5/+FM-XG1-X5,1	1	MOSA M12 F straight, 5pin, 4...6mm,	7000-12921-0000000	7000-12921-0000000	Murrelektronik
=S2-W+FM-BG5/+FM-XG1-X5,1	1	MOSA M12 M straight, 5pin, 4...6mm,	7000-12721-0000000	7000-12721-0000000	Murrelektronik
=S2-W+FM-BG6/+FM-XG1-X6,1	1	UNITRONIC SENSOR 5X0,25	UNITRONIC® SENSOR	7038907	LAPP group
=S2-W+FM-BG6/+FM-XG1-X6,1	1	MOSA M12 F straight, 5pin, 4...6mm,	7000-12921-0000000	7000-12921-0000000	Murrelektronik
=S2-W+FM-BG6/+FM-XG1-X6,1	1	MOSA M12 M straight, 5pin, 4...6mm,	7000-12721-0000000	7000-12721-0000000	Murrelektronik
=S2-W+FM-BG7/+FM-XG3-X1,1	1	UNITRONIC SENSOR 5X0,25	UNITRONIC® SENSOR	7038907	LAPP group
=S2-W+FM-BG7/+FM-XG3-X1,1	1	MOSA M12 F straight, 5pin, 4...6mm,	7000-12921-0000000	7000-12921-0000000	Murrelektronik
=S2-W+FM-BG7/+FM-XG3-X1,1	1	MOSA M12 M straight, 5pin, 4...6mm,	7000-12721-0000000	7000-12721-0000000	Murrelektronik
=S2-W+FM-BG8/+FM-XG3-X2,1	1	UNITRONIC SENSOR 5X0,25	UNITRONIC® SENSOR	7038907	LAPP group
=S2-W+FM-BG8/+FM-XG3-X2,1	1	MOSA M12 F straight, 5pin, 4...6mm,	7000-12921-0000000	7000-12921-0000000	Murrelektronik
=S2-W+FM-BG8/+FM-XG3-X2,1	1	MOSA M12 M straight, 5pin, 4...6mm,	7000-12721-0000000	7000-12721-0000000	Murrelektronik
=S2-W+MOB-EN1/+S2-AM2-X100,.	1	Signal cable extension 3x (2x0.14) C+4x 0.14+2x0.5 +4x 0.22 C M23 UL/CSA DESINA Dmax=9.8 mm Length 10 (m)	6FX8002-2EQ14-1BA0	6FX8002-2EQ14-1BA0	SIEMENS
=S2-W+MOF-EN1/+S2-AM1-X100,.	1	Signal cable extension 3x (2x0.14) C+4x 0.14+2x0.5 +4x 0.22 C M23 UL/CSA DESINA Dmax=9.8 mm Length 10 (m)	6FX8002-2EQ14-1BA0	6FX8002-2EQ14-1BA0	SIEMENS
=S2-W+PUS-M2-X202.1/+S2-AD2-X502,3	1	Kabel pro připojení motor-enkoderu (SINAMICS Drive CLiQ) IP67/IP67, 3m	6FX5002-2DC20-1AD0	6FX5002-2DC20-1AD0	SIEMENS
=S2-W+RD1-CAMS1/+S1-CAM1,2	1		TM-PIFC10-TIM8	2970692	
=S2-W+RD1-DA1-X100/+RD1-TA1-X200,.	1	Signal cable pre-assembled (SINAMICS Drive CLiQ) connector IP20/IP20 0,9 m	6SL3060-4AA10-0AA0	6SL3060-4AA10-0AA0	SIEMENS
=S2-W+RD1-DA1-X102/+RD1-TP1-X200,.	1	Signal cable pre-assembled (SINAMICS Drive CLiQ) connector IP20/IP20 0,9 m	6SL3060-4AA10-0AA0	6SL3060-4AA10-0AA0	SIEMENS
=S2-W+RD1-DA1-X103/+RD1-XCD1-X_OUT,..1	1	Signal cable pre-assembled type: 6FX2002-1DC00-1AC0 (SINAMICS Drive CLiQ) connector IP20/IP20, without 24 V	6FX2002-1DC00-1AC0	6FX2002-1DC00-1AC0	SIEMENS
=S2-W+RD1-DA1-X150 P2/+RD1-DA2-X150 P1	1	Ethernetový stíněný kabel v kategorii CAT.5E - 4-drát, 2x2	6XV1840-2AH10	6XV1840-2AH10	SIEMENS
=S2-W+RD1-DA1-X150 P2/+RD1-DA2-X150 P1	2	RJ45 plug 180 2x 2, RJ45 plug-in connector	6GK1901-1BB10-2AE0	6GK1901-1BB10-2AE0	SIEMENS
=S2-W+RD1-DA2-X100/+RD1-TA4-X200,.	1	Signal cable pre-assembled (SINAMICS Drive CLiQ) connector IP20/IP20 0,9 m	6SL3060-4AA10-0AA0	6SL3060-4AA10-0AA0	SIEMENS
=S2-W+RD1-DA2-X102/+RD1-XCD2-X_OUT,.	1	Signal cable pre-assembled type: 6FX2002-1DC00-1AC0 (SINAMICS Drive CLiQ) connector IP20/IP20, without 24 V	6FX2002-1DC00-1AC0	6FX2002-1DC00-1AC0	SIEMENS
=S2-W+RD1-DA2-X150 P2/+RD1-DA3-X150 P1	1	Ethernetový stíněný kabel v kategorii CAT.5E - 4-drát, 2x2	6XV1840-2AH10	6XV1840-2AH10	SIEMENS
=S2-W+RD1-DA2-X150 P2/+RD1-DA3-X150 P1	2	RJ45 plug 180 2x 2, RJ45 plug-in connector	6GK1901-1BB10-2AE0	6GK1901-1BB10-2AE0	SIEMENS
=S2-W+RD1-DA3-X100/+RD1-TA2-X200,.	1	Signal cable pre-assembled (SINAMICS Drive CLiQ) connector IP20/IP20 0,9 m	6SL3060-4AA10-0AA0	6SL3060-4AA10-0AA0	SIEMENS

			Date	04.01.2023	T&T 100 ISX Two section drive panel			Parts list : MURR.7000-12921-0000000 - SIE.6SL3060-4AA10-0AA0			& EPD =	
			Ed	Budai Jan							+	
			Appr						ISX - Two section drive panel			
Modification	Date	Name			Replacement of	Replaced by						

Parts list

F01\_001-verA

Device tag	Quantity	Designation	Type number		Supplier
=S2-W+RD1-DA3-X103/+RD1-XCD3-X_OUT,.	1	Signal cable pre-assembled type: 6FX2002-1DC00-1AC0 (SINAMICS Drive CLiQ) connector IP20/IP20, without 24 V	6FX2002-1DC00-1AC0	6FX2002-1DC00-1AC0	SIEMENS
=S2-W+RD1-DA3-X150 P2/+RD1-DA4-X150 P1	1	Ethernetový stíněný kabel v kategorii CAT.5E - 4-drát, 2x2	6XV1840-2AH10	6XV1840-2AH10	SIEMENS
=S2-W+RD1-DA3-X150 P2/+RD1-DA4-X150 P1	2	RJ45 plug 180 2x 2, RJ45 plug-in connector	6GK1901-1BB10-2AE0	6GK1901-1BB10-2AE0	SIEMENS
=S2-W+RD1-DA4-X100/+RD1-TA7-X200,.	1	Signal cable pre-assembled (SINAMICS Drive CLiQ) connector IP20/IP20 0,9 m	6SL3060-4AA10-0AA0	6SL3060-4AA10-0AA0	SIEMENS
=S2-W+RD1-DA4-X150 P2/+RD1-DA5-X150 P1	1	Ethernetový stíněný kabel v kategorii CAT.5E - 4-drát, 2x2	6XV1840-2AH10	6XV1840-2AH10	SIEMENS
=S2-W+RD1-DA4-X150 P2/+RD1-DA5-X150 P1	2	RJ45 plug 180 2x 2, RJ45 plug-in connector	6GK1901-1BB10-2AE0	6GK1901-1BB10-2AE0	SIEMENS
=S2-W+RD1-PE1/+S2-PE,1	1	Power and control cables	H07V-K	4520005	LAPP group
=S2-W+RD1-PE1/+S2-PE,1.1	1	Power and control cables	H07V-K	4520005	LAPP group
=S2-W+RD1-PotN/+RD1-XC23,3	1	ÖLFLEX CLASSIC 100 3G1,5	ÖLFLEX® CLASSIC 100	00100644	LAPP group
=S2-W+RD1-SW1-A1/+RD1-A1-P1	1	Ethernetový stíněný kabel v kategorii CAT.5E - 4-drát, 2x2	6XV1840-2AH10	6XV1840-2AH10	SIEMENS
=S2-W+RD1-SW1-A1/+RD1-A1-P1	2	RJ45 plug 180 2x 2, RJ45 plug-in connector	6GK1901-1BB10-2AE0	6GK1901-1BB10-2AE0	SIEMENS
=S2-W+RD1-SW1-A1/+RD1-DA1-X150 P1	1	Ethernetový stíněný kabel v kategorii CAT.5E - 4-drát, 2x2	6XV1840-2AH10	6XV1840-2AH10	SIEMENS
=S2-W+RD1-SW1-A1/+RD1-DA1-X150 P1	2	RJ45 plug 180 2x 2, RJ45 plug-in connector	6GK1901-1BB10-2AE0	6GK1901-1BB10-2AE0	SIEMENS
=S2-W+RD1-TA1-X201/+RD1-TA3-X200,.	1	Signal cable pre-assembled (SINAMICS Drive CLiQ) connector IP20/IP20 0,11 m	6SL3060-4AB00-0AA0	6SL3060-4AB00-0AA0	SIEMENS
=S2-W+RD1-TA3-X201/+RD1-TA5-X200,.	1	Signal cable pre-assembled (SINAMICS Drive CLiQ) connector IP20/IP20 0,11 m	6SL3060-4AB00-0AA0	6SL3060-4AB00-0AA0	SIEMENS
=S2-W+RD1-TA4-X201/+RD1-TA6-X200,.	1	Signal cable pre-assembled (SINAMICS Drive CLiQ) connector IP20/IP20 0,11 m	6SL3060-4AB00-0AA0	6SL3060-4AB00-0AA0	SIEMENS
=S2-W+RD1-TA7-X201/+RD1-TA8-X200,.	1	Signal cable pre-assembled (SINAMICS Drive CLiQ) connector IP20/IP20 0,11 m	6SL3060-4AB00-0AA0	6SL3060-4AB00-0AA0	SIEMENS
=S2-W+RD1-X2/+RD1-EA1-XI,L	1	Infeed, 3-pole (with socket, without connector), Input voltage: 100 V - 240 V, 1~, 50 Hz/60 Hz, UL	SZ.2500500	2500500	RITTAL
=S2-W+RD1-XC1/+DNA-M1,PE	1	Power cable pre-assembled 6FX5002-5CN06 4x1,5 C, délka 50m	6FX5002-5CN06-1FA0	6FX5002-5CN06-1FA0	SIEMENS
=S2-W+RD1-XC1/=+RD1-TA1-X1,PE	1	Power cable, 6FX5008 4X1,5C 2X1,5C	6FX5008-1BA11	6FX5008-1BA11	SIEMENS
=S2-W+RD1-XC2/+INVF-M1,PE	1	Power cable pre-assembled TYPE 6FX8002-5CS06 4X1,5 C	6FX8002-5CS06-1EH5	6FX8002-5CS06-1EH5	SIEMENS
=S2-W+RD1-XC2/=+RD1-TA2-X1,PE	1	Power cable, 6FX5008 4X1,5 C	6FX5008-1BB11	6FX5008-1BB11	SIEMENS
=S2-W+RD1-XC3/+INVR-M1,PE	1	Power cable pre-assembled TYPE 6FX8002-5CS06 4X1,5 C	6FX8002-5CS06-1EH5	6FX8002-5CS06-1EH5	SIEMENS
=S2-W+RD1-XC3/=+RD1-TA2-X2,PE	1	Power cable, 6FX5008 4X1,5 C	6FX5008-1BB11	6FX5008-1BB11	SIEMENS
=S2-W+RD1-XC4/+BLH-M1,4	1	Power cable pre-assembled 6FX5002-5DN06 4x1,5 C, 2x1,5 C, lenght 50m	6FX5002-5DN06-1FA0	6FX5002-5DN06-1FA0	SIEMENS
=S2-W+RD1-XC4/=+RD1-TA3-X1,BR+	1	Power cable, 6FX5008 4X1,5C 2X1,5C	6FX5008-1BA11	6FX5008-1BA11	SIEMENS
=S2-W+RD1-XC5/+BAT-M1,4	1	Power cable pre-assembled 6FX5002-5DN06 4x1,5 C, 2x1,5 C, lenght 50m	6FX5002-5DN06-1FA0	6FX5002-5DN06-1FA0	SIEMENS
=S2-W+RD1-XC5/=+RD1-TA3-X2,BR+	1	Power cable, 6FX5008 4X1,5C 2X1,5C	6FX5008-1BA11	6FX5008-1BA11	SIEMENS
=S2-W+RD1-XC5/=+RD1-TA3-X2,BR+	1	Kabel pro připojení motor-enkoderu (SINAMICS Drive CLiQ) IP67/IP67, 3m	6FX5002-2DC20-1AD0	6FX5002-2DC20-1AD0	SIEMENS
=S2-W+RD1-XC6/+TAK-M1,4	1	Power cable pre-assembled 6FX5002-5DN06 4x1,5 C, 2x1,5 C, lenght 50m	6FX5002-5DN06-1FA0	6FX5002-5DN06-1FA0	SIEMENS
=S2-W+RD1-XC6/=+RD1-TA4-X1,BR+	1	Power cable, 6FX5008 4X1,5C 2X1,5C	6FX5008-1BA11	6FX5008-1BA11	SIEMENS
=S2-W+RD1-XC7/+TAK-M2,4	1	Power cable pre-assembled 6FX5002-5DN06 4x1,5 C, 2x1,5 C, lenght 50m	6FX5002-5DN06-1FA0	6FX5002-5DN06-1FA0	SIEMENS
=S2-W+RD1-XC7/=+RD1-TA4-X2,BR+	1	Power cable, 6FX5008 4X1,5C 2X1,5C	6FX5008-1BA11	6FX5008-1BA11	SIEMENS
=S2-W+RD1-XC8/+BLR-M1,4	1	Power cable pre-assembled 6FX5002-5DN06 4x1,5 C, 2x1,5 C, lenght 50m	6FX5002-5DN06-1FA0	6FX5002-5DN06-1FA0	SIEMENS
=S2-W+RD1-XC8/+RD1-TA5-X1,BR+	1	Power cable, 6FX5008 4X1,5C 2X1,5C	6FX5008-1BA11	6FX5008-1BA11	SIEMENS
=S2-W+RD1-XC9/+BAR-M1,4	1	Power cable pre-assembled 6FX5002-5DN06 4x1,5 C, 2x1,5 C, lenght 50m	6FX5002-5DN06-1FA0	6FX5002-5DN06-1FA0	SIEMENS
=S2-W+RD1-XC9/+RD1-TA5-X2,BR+	1	Power cable, 6FX5008 4X1,5C 2X1,5C	6FX5008-1BA11	6FX5008-1BA11	SIEMENS
=S2-W+RD1-XC10/+PUS-M1,PE	1	Power cable pre-assembled 6FX5002-5CN06 4x1,5 C, délka 50m	6FX5002-5CN06-1FA0	6FX5002-5CN06-1FA0	SIEMENS
=S2-W+RD1-XC10/=+RD1-TA6-X1,PE	1	Power cable, 6FX5008 4X1,5 C	6FX5008-1BB11	6FX5008-1BB11	SIEMENS
=S2-W+RD1-XC11/+PUS-M2,PE	1	Power cable pre-assembled 6FX5002-5CN06 4x1,5 C, délka 50m	6FX5002-5CN06-1FA0	6FX5002-5CN06-1FA0	SIEMENS
=S2-W+RD1-XC11/=+RD1-TA6-X2,PE	1	Power cable, 6FX5008 4X1,5 C	6FX5008-1BB11	6FX5008-1BB11	SIEMENS
=S2-W+RD1-XC12/+MBL-M1,PE	1	Power cable pre-assembled TYPE 6FX8002-5CS06 4X1,5 C, 50 m	6FX8002-5CS06-1FA0	6FX8002-5CS06-1FA0	SIEMENS
=S2-W+RD1-XC12/=+RD1-TA7-X1,PE	1	Power cable, 6FX5008 4X1,5 C	6FX5008-1BB11	6FX5008-1BB11	SIEMENS
=S2-W+RD1-XC13/+MBL-M2,PE	1	Power cable pre-assembled TYPE 6FX8002-5CS06 4X1,5 C, 50 m	6FX8002-5CS06-1FA0	6FX8002-5CS06-1FA0	SIEMENS
=S2-W+RD1-XC13/=+RD1-TA7-X2,PE	1	Power cable, 6FX5008 4X1,5 C	6FX5008-1BB11	6FX5008-1BB11	SIEMENS
=S2-W+RD1-XC14/+MBK-M1,PE	1	Power cable pre-assembled TYPE 6FX8002-5CS06 4X1,5 C, 50 m	6FX8002-5CS06-1FA0	6FX8002-5CS06-1FA0	SIEMENS
=S2-W+RD1-XC14/+RD1-TA8-X1,PE	1	Power cable, 6FX5008 4X1,5 C	6FX5008-1BB11	6FX5008-1BB11	SIEMENS
=S2-W+RD1-XC15/+MBK-M2,PE	1	Power cable pre-assembled TYPE 6FX8002-5CS06 4X1,5 C, 50 m	6FX8002-5CS06-1FA0	6FX8002-5CS06-1FA0	SIEMENS
=S2-W+RD1-XC15/+RD1-TA8-X2,PE	1	Power cable, 6FX5008 4X1,5 C	6FX5008-1BB11	6FX5008-1BB11	SIEMENS
=S2-W+RD1-XC16/+PLG-M1,PE	1	Power cable pre-assembled 6FX5002-5CN27 4x1,5 C, lenght 50m	6FX5002-5CN27-1FA0	6FX5002-5CN27-1FA0	SIEMENS
=S2-W+RD1-XC16/+RD1-TA9-X1,PE	1	Power cable, 6FX5008 4X1,5 C	6FX5008-1BB11	6FX5008-1BB11	SIEMENS
=S2-W+RD1-XC17/+PLG-M2,PE	1	Power cable pre-assembled 6FX5002-5CN27 4x1,5 C, lenght 50m	6FX5002-5CN27-1FA0	6FX5002-5CN27-1FA0	SIEMENS
=S2-W+RD1-XC17/+RD1-TA9-X2,PE	1	Power cable, 6FX5008 4X1,5 C	6FX5008-1BB11	6FX5008-1BB11	SIEMENS
=S2-W+RD1-XC18/+PLG-M3,PE	1	Power cable pre-assembled 6FX5002-5CN27 4x1,5 C, lenght 50m	6FX5002-5CN27-1FA0	6FX5002-5CN27-1FA0	SIEMENS
=S2-W+RD1-XC18/+RD1-TA10-X1,PE	1	Power cable, 6FX5008 4X1,5 C	6FX5008-1BB11	6FX5008-1BB11	SIEMENS
=S2-W+RD1-XC19/+PLG-M4,PE	1	Power cable pre-assembled 6FX5002-5CN27 4x1,5 C, lenght 50m	6FX5002-5CN27-1FA0	6FX5002-5CN27-1FA0	SIEMENS

# Parts list

Device tag	Quantity	Designation	Type number		Supplier
=S2-W+RD1-XC19/+RD1-TA10-X2,PE	1	Power cable, 6FX5008 4X1,5 C	6FX5008-1BB11	6FX5008-1BB11	SIEMENS
=S2-W+RD1-XC20/+PLG-M5,PE	1	Power cable pre-assembled 6FX5002-5CN27 4x1,5 C, lenght 50m	6FX5002-5CN27-1FA0	6FX5002-5CN27-1FA0	SIEMENS
=S2-W+RD1-XC20/+RD1-TA11-X1,PE	1	Power cable, 6FX5008 4X1,5 C	6FX5008-1BB11	6FX5008-1BB11	SIEMENS
=S2-W+RD1-XC21/+PLGH-M1,PE	1	Power cable pre-assembled 6FX5002-5CN06 4x1,5 C, délka 50m	6FX5002-5CN06-1FA0	6FX5002-5CN06-1FA0	SIEMENS
=S2-W+RD1-XC21/+RD1-TA11-X2,PE	1	Power cable, 6FX5008 4X1,5 C	6FX5008-1BB11	6FX5008-1BB11	SIEMENS
=S2-W+RD1-XC22/+VDP-M1,1	1	ÖLFLEX CLASSIC 100 3G1,5	ÖLFLEX® CLASSIC 100	00100644	LAPP group
=S2-W+RD1-XC23/+VDP-M2,1	1	ÖLFLEX CLASSIC 100 3G1,5	ÖLFLEX® CLASSIC 100	00100644	LAPP group
=S2-W+RD1-XC-PN1/+S2-SW1-X0,1-4	1	Ethernetový stíněný kabel v kategorii CAT.5E - 4-drát, 2x2	6XV1840-2AH10	6XV1840-2AH10	SIEMENS
=S2-W+RD1-XC-PN1/+S2-SW1-X0,1-4	1	RJ45 plug 180 2x 2, RJ45 plug-in connector	6GK1901-1BB10-2AE0	6GK1901-1BB10-2AE0	SIEMENS
=S2-W+RD1-XC-PN1/+S2-SW1-X0,1-4	1	Industrial Ethernet FastConnect M12 plug PRO 2x2 M12	6GK1901-1BB10-2AE0	6GK1901-0DB20-6AA0	SIEMENS
=S2-W+RD1-XCD1-X_IN/+S2-AD1-X500,,	3	Signal cable pre-assembled type: 6FX5002-2DC10-1FA0 (SINAMICS Drive CLiQ) connector IP67/IP20, with 24 V	6FX5002-2DC10-1FA0	6FX5002-2DC10-1FA0	SIEMENS
=S2-W+RD1-XCD2-X_IN/+S2-AD2-X500,,	1	Signal cable pre-assembled type: 6FX5002-2DC10-1FA0 (SINAMICS Drive CLiQ) connector IP67/IP20, with 24 V	6FX5002-2DC10-1FA0	6FX5002-2DC10-1FA0	SIEMENS
=S2-W+RD1-XCD3-X_IN/+S2-AD3-X500,,	1	Signal cable pre-assembled type: 6FX5002-2DC10-1FA0 (SINAMICS Drive CLiQ) connector IP67/IP20, with 24 V	6FX5002-2DC10-1FA0	6FX5002-2DC10-1FA0	SIEMENS
=S2-W+RD1-XCF1/+FM-XG1,17	1	Power and control cables	ÖLFLEX® CLASSIC 110 CY	1135018	LAPP group
=S2-W+RD1-XCF2/+FM-XG3,17	1	Power and control cables	ÖLFLEX® CLASSIC 110 CY	1135018	LAPP group
=S2-W+RD1-XCY1/+UB-XG1,17	1	Power and control cables	ÖLFLEX® CLASSIC 110	1119010	LAPP group
=S2-W+RD1-XCY2/+VBS-X1.1,A1	1	Power and control cables	ÖLFLEX® CLASSIC 110	1119065	LAPP group
=S2-W+RD1-XCY3/+BK-XG1,17	1	Power and control cables	ÖLFLEX® CLASSIC 110 CY	1135018	LAPP group
=S2-W+S1-XC1-1/+S2-XC2-2,1	3	Power and control cables	ÖLFLEX® CLASSIC 110	1119003	LAPP group
=S2-W+S1-XC1-1/+S2-XC2-2,1	3	MOSA M12 M straight, 5pin, 4...6mm,	7000-12721-0000000	7000-12721-0000000	Murrelektronik
=S2-W+S2-AD1-X501/+BLR-M1-X202.1,,	2	Kabel pro připojení motor-enkoderu (SINAMICS Drive CLiQ) IP67/IP67, 3m	6FX5002-2DC20-1AD0	6FX5002-2DC20-1AD0	SIEMENS
=S2-W+S2-AD1-X504/+BAT-M1-X202.1,,	1	Kabel pro připojení motor-enkoderu (SINAMICS Drive CLiQ) IP67/IP67, 3m	6FX5002-2DC20-1AD0	6FX5002-2DC20-1AD0	SIEMENS
=S2-W+S2-AD1-X505/+DNA-M1-X202.1,,	1	Kabel pro připojení motor-enkoderu (SINAMICS Drive CLiQ) IP67/IP67, 3m	6FX5002-2DC20-1AD0	6FX5002-2DC20-1AD0	SIEMENS
=S2-W+S2-AD2-X501/+PUS-M1-X202.1,,	1	Kabel pro připojení motor-enkoderu (SINAMICS Drive CLiQ) IP67/IP67, 3m	6FX5002-2DC20-1AD0	6FX5002-2DC20-1AD0	SIEMENS
=S2-W+S2-AD2-X503/+TAK-M1-X202.1,,	1	Kabel pro připojení motor-enkoderu (SINAMICS Drive CLiQ) IP67/IP67, 3m	6FX5002-2DC20-1AD0	6FX5002-2DC20-1AD0	SIEMENS
=S2-W+S2-AD3-X501/+S2-AM1-X500,,	1	Kabel pro připojení motor-enkoderu (SINAMICS Drive CLiQ) IP67/IP67, 3m	6FX5002-2DC20-1AD0	6FX5002-2DC20-1AD0	SIEMENS
=S2-W+S2-AD3-X502/+S2-AM2-X500,,	1	Kabel pro připojení motor-enkoderu (SINAMICS Drive CLiQ) IP67/IP67, 3m	6FX5002-2DC20-1AD0	6FX5002-2DC20-1AD0	SIEMENS
=S2-W+S2-AD3-X503/+PLGH-M1-X202.1,,	1	Kabel pro připojení motor-enkoderu (SINAMICS Drive CLiQ) IP67/IP67, 3m	6FX5002-2DC20-1AD0	6FX5002-2DC20-1AD0	SIEMENS
=S2-W+S2-AD5-X501/+PLG-M1-X202.1,,	1	Signal cable pre-assembled Type: 6FX5002-2DC48 Drive-CLiQ Length 3m	6FX5002-2DC48-1AD0	6FX5002-2DC48-1AD0	SIEMENS
=S2-W+S2-AD5-X502/+PLG-M2-X202.1,,	1	Signal cable pre-assembled Type: 6FX5002-2DC48 Drive-CLiQ Length 3m	6FX5002-2DC48-1AD0	6FX5002-2DC48-1AD0	SIEMENS
=S2-W+S2-AD5-X503/+PLG-M3-X202.1,,	1	Signal cable pre-assembled Type: 6FX5002-2DC48 Drive-CLiQ Length 3m	6FX5002-2DC48-1AD0	6FX5002-2DC48-1AD0	SIEMENS
=S2-W+S2-AD5-X504/+PLG-M4-X202.1,,	1	Signal cable pre-assembled Type: 6FX5002-2DC48 Drive-CLiQ Length 3m	6FX5002-2DC48-1AD0	6FX5002-2DC48-1AD0	SIEMENS
=S2-W+S2-AD5-X505/+PLG-M5-X202.1,,	1	Signal cable pre-assembled Type: 6FX5002-2DC48 Drive-CLiQ Length 3m	6FX5002-2DC48-1AD0	6FX5002-2DC48-1AD0	SIEMENS
=S2-W+S2-AM1-X200/+INV-F-M1-M17,1.2	1	Signal cable pre-assembled type: 6FX8002-2SL20 for temperature sensor 3x 2x 0.5+1x 1 C M17 male ,Dmax=11 mm Length 10 (m)	6FX8002-2SL20-1BA0	6FX8002-2SL20-1BA0	SIEMENS
=S2-W+S2-AM1-X200/+INV-F-M1-M17,1.2	1	M17 plug 7-pole	6GK1901-1BB10-2AE0	6FX2003-0SU07	SIEMENS
=S2-W+S2-AM2-X200/+INVR-M1-M17,1.3	1	Signal cable pre-assembled type: 6FX8002-2SL20 for temperature sensor 3x 2x 0.5+1x 1 C M17 male ,Dmax=11 mm Length 10 (m)	6FX8002-2SL20-1BA0	6FX8002-2SL20-1BA0	SIEMENS
=S2-W+S2-AM2-X200/+INVR-M1-M17,1.3	1	M17 plug 7-pole	6GK1901-1BB10-2AE0	6FX2003-0SU07	SIEMENS
=S2-W+S2-XC2-1/+S2-XC3-2,1	1	Power and control cables	ÖLFLEX® CLASSIC 110	1119003	LAPP group
=S2-W+S2-XC2-1/+S2-XC3-2,1	1	MOSA M12 M straight, 5pin, 4...6mm,	7000-12721-0000000	7000-12721-0000000	Murrelektronik
=S2-W+TAK-M2-X202.1/+S2-AD2-X504,5.1	1	Kabel pro připojení motor-enkoderu (SINAMICS Drive CLiQ) IP67/IP67, 3m	6FX5002-2DC20-1AD0	6FX5002-2DC20-1AD0	SIEMENS
=S2-W+UB-XG1-X1/+UB-Y1,x2	1	Power and control cables	ÖLFLEX® CLASSIC 110	1119003	LAPP group
=S2-W+UB-XG1-X1/+UB-Y1,x2	1	MOSA M12 F straight, 5pin, 4...6mm,	7000-12921-0000000	7000-12921-0000000	Murrelektronik
=S2-W+UB-XG1-X2/+UB-Y2,x2	1	Power and control cables	ÖLFLEX® CLASSIC 110	1119003	LAPP group
=S2-W+UB-XG1-X2/+UB-Y2,x2	1	MOSA M12 F straight, 5pin, 4...6mm,	7000-12921-0000000	7000-12921-0000000	Murrelektronik
=S2-W+UB-XG1-X3/+UB-Y3,x2	1	Power and control cables	ÖLFLEX® CLASSIC 110	1119003	LAPP group
=S2-W+UB-XG1-X3/+UB-Y3,x2	1	MOSA M12 F straight, 5pin, 4...6mm,	7000-12921-0000000	7000-12921-0000000	Murrelektronik
=S2-W+UB-XG1-X4/+UB-Y4,x2	1	Power and control cables	ÖLFLEX® CLASSIC 110	1119003	LAPP group
=S2-W+UB-XG1-X4/+UB-Y4,x2	1	MOSA M12 F straight, 5pin, 4...6mm,	7000-12921-0000000	7000-12921-0000000	Murrelektronik
=S2-W+UB-XG1-X5/+UB-Y5,x2	1	Power and control cables	ÖLFLEX® CLASSIC 110	1119003	LAPP group
=S2-W+UB-XG1-X5/+UB-Y5,x2	1	MOSA M12 F straight, 5pin, 4...6mm,	7000-12921-0000000	7000-12921-0000000	Murrelektronik
=S2-W+UB-XG1-X6/+UB-Y6,x2	1	Power and control cables	ÖLFLEX® CLASSIC 110	1119003	LAPP group
=S2-W+UB-XG1-X6/+UB-Y6,x2	1	MOSA M12 F straight, 5pin, 4...6mm,	7000-12921-0000000	7000-12921-0000000	Murrelektronik
=S2-W/	1	ÖLFLEX CLASSIC 100 3G1,5	ÖLFLEX® CLASSIC 100	00100644	LAPP group
=S2-W/.1	1	Power and control cables	ÖLFLEX® CLASSIC 110	1119003	LAPP group
=S2-W/.1	1	MOSA M12 F straight, 5pin, 4...6mm,	7000-12921-0000000	7000-12921-0000000	Murrelektronik
=S2-W/.1	1	MOSA M12 M straight, 5pin, 4...6mm,	7000-12721-0000000	7000-12721-0000000	Murrelektronik

			Date	04.01.2023	T&T 100 ISX Two section drive panel			Parts list : SIE.6FX5008-1BB11 - MURR.7000-12721-0000000			& EPD =	
			Ed	Budai Jan							+	
			Appr						ISX - Two section drive panel			
Modification	Date	Name			Replacement of	Replaced by			T&T100	Page	1.0	
										Page	156 / 166	



# Parts list

Device tag	Quantity	Designation	Type number		Supplier
=S2-W/.2	1	UNITRONIC SENSOR 5X0,25	UNITRONIC® SENSOR	7038907	LAPP group
=S2-W/.2	1	MOSA M12 F straight, 5pin, 4...6mm,	7000-12921-0000000	7000-12921-0000000	Murrelektronik
=S2-W/.2	1	MOSA M12 M straight, 5pin, 4...6mm,	7000-12721-0000000	7000-12721-0000000	Murrelektronik
=S2-W=+RD1-AT1-X500/+RD1-TP1-X201	1	Signal cable pre-assembled (SINAMICS Drive CLiQ) connector IP20/IP20 0,9 m	6SL3060-4AA10-0AA0	6SL3060-4AA10-0AA0	SIEMENS
=S2-W=+RD1-DA5-X100/=+RD1-TA9-X200,.	1	Signal cable pre-assembled (SINAMICS Drive CLiQ) connector IP20/IP20 0,9 m	6SL3060-4AA10-0AA0	6SL3060-4AA10-0AA0	SIEMENS
=S2-W=+RD1-DA5-X103/+RD1-XCD5-X_OUT,.	1	Signal cable pre-assembled type: 6FX2002-1DC00-1AC0 (SINAMICS Drive CLiQ) connector IP20/IP20, without 24 V	6FX2002-1DC00-1AC0	6FX2002-1DC00-1AC0	SIEMENS
=S2-W=+RD1-TA10-X200/=+RD1-TA9-X201	1	Signal cable pre-assembled (SINAMICS Drive CLiQ) connector IP20/IP20 0,11 m	6SL3060-4AB00-0AA0	6SL3060-4AB00-0AA0	SIEMENS
=S2-W=+RD1-TA10-X201/=+RD1-TA11-X200,.	1	Signal cable pre-assembled (SINAMICS Drive CLiQ) connector IP20/IP20 0,11 m	6SL3060-4AB00-0AA0	6SL3060-4AB00-0AA0	SIEMENS
=S2-W=+RD1-XCD4-X_OUT/+RD1-DA4-X103	1	Signal cable pre-assembled type: 6FX2002-1DC00-1AC0 (SINAMICS Drive CLiQ) connector IP20/IP20, without 24 V	6FX2002-1DC00-1AC0	6FX2002-1DC00-1AC0	SIEMENS
=S2-W=S1+RD1-SW1/+RD1-SW1-A1,P1	1	Ethernetový stíněný kabel v kategorii CAT.5E - 4-drát, 2x2	6XV1840-2AH10	6XV1840-2AH10	SIEMENS
=S2-W=S1+RD1-SW1/+RD1-SW1-A1,P1	2	RJ45 plug 180 2x 2, RJ45 plug-in connector	6GK1901-1BB10-2AE0	6GK1901-1BB10-2AE0	SIEMENS
=S2-W=S1+RD1-XC-ETH1/+S1-CAM1,.	1	Ethernetový stíněný kabel v kategorii CAT.5E - 4-drát, 2x2	6XV1840-2AH10	6XV1840-2AH10	SIEMENS
=S2-W=S1+RD1-XC-ETH1/+S1-CAM1,.	1	RJ45 plug 180 2x 2, RJ45 plug-in connector	6GK1901-1BB10-2AE0	6GK1901-1BB10-2AE0	SIEMENS
=S2-W=S1+RD1-XC-ETH1/+S1-CAM1,.	1	Industrial Ethernet FastConnect M12 plug PRO 2x2 M12	6GK1901-1BB10-2AE0	6GK1901-0DB20-6AA0	SIEMENS
=S2-W=S1+RD1-XPB3/+RD1-CAMS1,4	1	Power and control cables	ÖLFLEX® CLASSIC 110	1119010	LAPP group
=S2-W=S1+RD1-XPB3/+RD1-CAMS1,4	1	MOSA M12 F straight, 5pin, 4...6mm,	7000-12921-0000000	7000-12921-0000000	Murrelektronik
=S2-W=S1+RD1-XPB3/+RD1-CAMS1,4	1	MOSA M12 M straight, 5pin, 4...6mm,	7000-12721-0000000	7000-12721-0000000	Murrelektronik
=S2-W=S1+S1-AD4-X501/+MBL-M1-X202.1,.	1	Kabel pro připojení motor-enkoderu (SINAMICS Drive CLiQ) IP67/IP67, 3m	6FX5002-2DC20-1AD0	6FX5002-2DC20-1AD0	SIEMENS
=S2-W=S1+S1-AD4-X502/+MBL-M2-X202.1,.	1	Kabel pro připojení motor-enkoderu (SINAMICS Drive CLiQ) IP67/IP67, 3m	6FX5002-2DC20-1AD0	6FX5002-2DC20-1AD0	SIEMENS
=S2-W=S1+S1-AD4-X503/+MBK-M1-X202.1,.	1	Kabel pro připojení motor-enkoderu (SINAMICS Drive CLiQ) IP67/IP67, 3m	6FX5002-2DC20-1AD0	6FX5002-2DC20-1AD0	SIEMENS
=S2-W=S1+S1-AD4-X504/+MBK-M2-X202.1,.	1	Kabel pro připojení motor-enkoderu (SINAMICS Drive CLiQ) IP67/IP67, 3m	6FX5002-2DC20-1AD0	6FX5002-2DC20-1AD0	SIEMENS
=S2-W=S1+S1-XC4-2/+S2-XC3-1,1	1	Power and control cables	ÖLFLEX® CLASSIC 110	1119003	LAPP group
=S2-W=S1+S1-XC4-2/+S2-XC3-1,1	1	MOSA M12 M straight, 5pin, 4...6mm,	7000-12721-0000000	7000-12721-0000000	Murrelektronik
=S2+BK-XG1	1	Sensor-actuator passive distributor (without cable)	SAI-6-M 5P M12	1701240000	WEIDMULLER
=S2+BKPB-K1	1	PROFINET - standard interface modul	3SU1400-1LK10-1AA1	3SU1400-1LK10-1AA1	SIEMENS
=S2+BKPB-K1	1	SELECTOR SWITCH, O-I, BLACK	3SU1052-2BF10-0AA0	3SU1052-2BF10-0AA0	SIEMENS
=S2+BKPB-K1	1	HOLDER	3SU1550-0AA10-0AA0	3SU1550-0AA10-0AA0	SIEMENS
=S2+BKPB-K1	1	RIBBON CABLE	3SU1900-0KQ80-0AA0	3SU1900-0KQ80-0AA0	SIEMENS
=S2+BKPB-K2	1	terminal module	3SU1400-1MA10-1BA1	3SU1400-1MA10-1BA1	SIEMENS
=S2+BKPB-K2	1	SELECTOR SWITCH, I>O<II, BLACK	3SU1052-2BM10-0AA0	3SU1052-2BM10-0AA0	SIEMENS
=S2+BKPB-K2	1	HOLDER	3SU1550-0AA10-0AA0	3SU1550-0AA10-0AA0	SIEMENS
=S2+BKPB-K3	1	terminal module	3SU1400-1MA10-1BA1	3SU1400-1MA10-1BA1	SIEMENS
=S2+BKPB-K3	1	SELECTOR SWITCH, O-I, BLACK	3SU1052-2BF10-0AA0	3SU1052-2BF10-0AA0	SIEMENS
=S2+BKPB-K3	1	HOLDER	3SU1550-0AA10-0AA0	3SU1550-0AA10-0AA0	SIEMENS
=S2+BKPB-K4	1	terminal module	3SU1400-1MA10-1BA1	3SU1400-1MA10-1BA1	SIEMENS
=S2+BKPB-K4	1	SELECTOR SWITCH, I>O<II, BLACK	3SU1052-2BM10-0AA0	3SU1052-2BM10-0AA0	SIEMENS
=S2+BKPB-K4	1	HOLDER	3SU1550-0AA10-0AA0	3SU1550-0AA10-0AA0	SIEMENS
=S2+BKPB-K5	1	terminal module	3SU1400-1MA10-1BA1	3SU1400-1MA10-1BA1	SIEMENS
=S2+BKPB-K5	1	SELECTOR SWITCH, I>O<II, BLACK	3SU1052-2BM10-0AA0	3SU1052-2BM10-0AA0	SIEMENS
=S2+BKPB-K5	1	HOLDER	3SU1550-0AA10-0AA0	3SU1550-0AA10-0AA0	SIEMENS
=S2+BKPB-K6	1	terminal module	3SU1401-1MC20-1CA1	3SU1401-1MC20-1CA1	SIEMENS
=S2+BKPB-K6	1	ILLUMINATED PUSHBUTTON, RED	3SU1051-0AB20-0AA0	3SU1051-0AB20-0AA0	SIEMENS
=S2+BKPB-K6	1	HOLDER	3SU1550-0AA10-0AA0	3SU1550-0AA10-0AA0	SIEMENS
=S2+BKPB-K7	1	terminal module	3SU1400-1MA10-1BA1	3SU1400-1MA10-1BA1	SIEMENS
=S2+BKPB-K7	1	SELECTOR SWITCH, I>O<II, BLACK	3SU1052-2BM10-0AA0	3SU1052-2BM10-0AA0	SIEMENS
=S2+BKPB-K7	1	HOLDER	3SU1550-0AA10-0AA0	3SU1550-0AA10-0AA0	SIEMENS
=S2+BKPB-K8	1	terminal module	3SU1400-1MA10-1BA1	3SU1400-1MA10-1BA1	SIEMENS
=S2+BKPB-K8	1	SELECTOR SWITCH, I>O<II, BLACK	3SU1052-2BM10-0AA0	3SU1052-2BM10-0AA0	SIEMENS
=S2+BKPB-K8	1	HOLDER	3SU1550-0AA10-0AA0	3SU1550-0AA10-0AA0	SIEMENS
=S2+BKPB-K9	1	terminal module	3SU1400-1MA10-1BA1	3SU1400-1MA10-1BA1	SIEMENS
=S2+BKPB-K9	1	SELECTOR SWITCH, I>O<II, BLACK	3SU1052-2BM10-0AA0	3SU1052-2BM10-0AA0	SIEMENS
=S2+BKPB-K9	1	HOLDER	3SU1550-0AA10-0AA0	3SU1550-0AA10-0AA0	SIEMENS
=S2+BKPB-K10	1	terminal module	3SU1400-1MA10-1BA1	3SU1400-1MA10-1BA1	SIEMENS
=S2+BKPB-K10	1	SELECTOR SWITCH, I>O<II, BLACK	3SU1052-2BM10-0AA0	3SU1052-2BM10-0AA0	SIEMENS
=S2+BKPB-K10	1	HOLDER	3SU1550-0AA10-0AA0	3SU1550-0AA10-0AA0	SIEMENS
=S2+BKPB-K11	1	terminal module	3SU1400-1MA10-1BA1	3SU1400-1MA10-1BA1	SIEMENS

[illegible]

Parts list

F01\_001-verA

Device tag	Quantity	Designation	Type number		Supplier
=S2+BKPB-K11	1	SELECTOR SWITCH, I>O<II, BLACK	3SU1052-2BM10-0AA0	3SU1052-2BM10-0AA0	SIEMENS
=S2+BKPB-K11	1	HOLDER	3SU1550-0AA10-0AA0	3SU1550-0AA10-0AA0	SIEMENS
=S2+BKPB-K12	1	terminal module	3SU1401-1MC60-1CA1	3SU1401-1MC60-1CA1	SIEMENS
=S2+BKPB-K12	1	ILLUMINATED PUSHBUTTON, WHITE	3SU1051-0AB60-0AA0	3SU1051-0AB60-0AA0	SIEMENS
=S2+BKPB-K12	1	HOLDER	3SU1550-0AA10-0AA0	3SU1550-0AA10-0AA0	SIEMENS
=S2+BKPB-K13	1	terminal module	3SU1401-1MC60-1CA1	3SU1401-1MC60-1CA1	SIEMENS
=S2+BKPB-K13	1	ILLUMINATED PUSHBUTTON, WHITE	3SU1051-0AB60-0AA0	3SU1051-0AB60-0AA0	SIEMENS
=S2+BKPB-K13	1	HOLDER	3SU1550-0AA10-0AA0	3SU1550-0AA10-0AA0	SIEMENS
=S2+BKPB-K14	1	terminal module	3SU1400-1MA10-1BA1	3SU1400-1MA10-1BA1	SIEMENS
=S2+BKPB-K14	1	SELECTOR SWITCH, I-O-II, BLACK	3SU1052-2BL10-0AA0	3SU1052-2BL10-0AA0	SIEMENS
=S2+BKPB-K14	1	HOLDER	3SU1550-0AA10-0AA0	3SU1550-0AA10-0AA0	SIEMENS
=S2+BKPB-K15	1	terminal module	3SU1400-1MA10-1BA1	3SU1400-1MA10-1BA1	SIEMENS
=S2+BKPB-K15	1	SELECTOR SWITCH, I-O-II, BLACK	3SU1052-2BL10-0AA0	3SU1052-2BL10-0AA0	SIEMENS
=S2+BKPB-K15	1	HOLDER	3SU1550-0AA10-0AA0	3SU1550-0AA10-0AA0	SIEMENS
=S2+BKPB-K16	1	terminal module	3SU1400-1MA10-1BA1	3SU1400-1MA10-1BA1	SIEMENS
=S2+BKPB-K16	1	SELECTOR SWITCH, I-O-II, BLACK	3SU1052-2BL10-0AA0	3SU1052-2BL10-0AA0	SIEMENS
=S2+BKPB-K16	1	HOLDER	3SU1550-0AA10-0AA0	3SU1550-0AA10-0AA0	SIEMENS
=S2+BKPB-K17	1	terminal module	3SU1400-1MA10-1BA1	3SU1400-1MA10-1BA1	SIEMENS
=S2+BKPB-K17	1	SELECTOR SWITCH, I-O-II, BLACK	3SU1052-2BL10-0AA0	3SU1052-2BL10-0AA0	SIEMENS
=S2+BKPB-K17	1	HOLDER	3SU1550-0AA10-0AA0	3SU1550-0AA10-0AA0	SIEMENS
=S2+BKPB-K18	1	terminal module	3SU1400-1MA10-1BA1	3SU1400-1MA10-1BA1	SIEMENS
=S2+BKPB-K18	1	SELECTOR SWITCH, I-O-II, BLACK	3SU1052-2BL10-0AA0	3SU1052-2BL10-0AA0	SIEMENS
=S2+BKPB-K18	1	HOLDER	3SU1550-0AA10-0AA0	3SU1550-0AA10-0AA0	SIEMENS
=S2+BKPB-K19	1	terminal module	3SU1400-1MA10-1BA1	3SU1400-1MA10-1BA1	SIEMENS
=S2+BKPB-K19	1	SELECTOR SWITCH, I-O-II, BLACK	3SU1052-2BL10-0AA0	3SU1052-2BL10-0AA0	SIEMENS
=S2+BKPB-K19	1	HOLDER	3SU1550-0AA10-0AA0	3SU1550-0AA10-0AA0	SIEMENS
=S2+BKPB-KS1	1	PROFINET-failsafe interface module	3SU1400-1LL10-1BA1	3SU1400-1LL10-1BA1	SIEMENS
=S2+BKPB-KS1	1	EM. STOP MUSHROOM PUSHBUTTON, 60MM, RED	3SU1050-1JB20-0AA0	3SU1050-1JB20-0AA0	SIEMENS
=S2+BKPB-KS1	1	HOLDER	3SU1550-0AA10-0AA0	3SU1550-0AA10-0AA0	SIEMENS
=S2+BKPB-KS2	1	terminal module	3SU1401-1MC60-1CA1	3SU1401-1MC60-1CA1	SIEMENS
=S2+BKPB-KS2	1	ILLUMINATED PUSHBUTTON, WHITE	3SU1051-0AB60-0AA0	3SU1051-0AB60-0AA0	SIEMENS
=S2+BKPB-KS2	1	HOLDER	3SU1550-0AA10-0AA0	3SU1550-0AA10-0AA0	SIEMENS
=S2+BKPB-KS3	1	terminal module	3SU1401-1MC40-1CA1	3SU1401-1MC40-1CA1	SIEMENS
=S2+BKPB-KS3	1	ILLUMINATED PUSHBUTTON, GREEN	3SU1051-0AB40-0AA0	3SU1051-0AB40-0AA0	SIEMENS
=S2+BKPB-KS3	1	HOLDER	3SU1550-0AA10-0AA0	3SU1550-0AA10-0AA0	SIEMENS
=S2+BKPB-KS4	1	terminal module	3SU1401-1MC50-1CA1	3SU1401-1MC50-1CA1	SIEMENS
=S2+BKPB-KS4	1	ILLUMINATED PUSHBUTTON, BLUE	3SU1051-0AB50-0AA0	3SU1051-0AB50-0AA0	SIEMENS
=S2+BKPB-KS4	1	HOLDER	3SU1550-0AA10-0AA0	3SU1550-0AA10-0AA0	SIEMENS
=S2+BKPB-KS5	1	terminal module	3SU1401-1MC30-1CA1	3SU1401-1MC30-1CA1	SIEMENS
=S2+BKPB-KS5	1	ILLUMINATED PUSHBUTTON, YELLOW	3SU1051-0AB30-0AA0	3SU1051-0AB30-0AA0	SIEMENS
=S2+BKPB-KS5	1	HOLDER	3SU1550-0AA10-0AA0	3SU1550-0AA10-0AA0	SIEMENS
=S2+BKPB-KS6	1	terminal module	3SU1401-1MC60-1CA1	3SU1401-1MC60-1CA1	SIEMENS
=S2+BKPB-KS6	1	ILLUMINATED PUSHBUTTON, WHITE	3SU1051-0AB60-0AA0	3SU1051-0AB60-0AA0	SIEMENS
=S2+BKPB-KS6	1	HOLDER	3SU1550-0AA10-0AA0	3SU1550-0AA10-0AA0	SIEMENS
=S2+BLH-M1	1	SIMOTICS S-1FK7 PN=2.3kW; UDC=600V M0=11Nm (100K); NN=3000rpm, with brake	1FK7063-2AF71-1UH1	1FK7063-2AF71-1UH1	SIEMENS
=S2+BWPB-K1	1	PROFINET - standard interface modul	3SU1400-1LK10-1AA1	3SU1400-1LK10-1AA1	SIEMENS
=S2+BWPB-K1	1	INDICATOR LIGHT, GREEN	3SU1031-0AD40-0AA0	3SU1031-0AD40-0AA0	SIEMENS
=S2+BWPB-K1	1	HOLDER	3SU1550-0AA10-0AA0	3SU1550-0AA10-0AA0	SIEMENS
=S2+BWPB-K1	1	LED MODULE, GREEN	3SU1401-3BA40-5AA0	3SU1401-3BA40-5AA0	SIEMENS
=S2+BWPB-K1	1	RIBBON CABLE	3SU1900-0KQ80-0AA0	3SU1900-0KQ80-0AA0	SIEMENS
=S2+BWPB-K2	1	terminal module	3SU1401-1MC60-1CA1	3SU1401-1MC60-1CA1	SIEMENS
=S2+BWPB-K2	1	ILLUMINATED PUSHBUTTON, WHITE	3SU1051-0AB60-0AA0	3SU1051-0AB60-0AA0	SIEMENS
=S2+BWPB-K2	1	HOLDER	3SU1550-0AA10-0AA0	3SU1550-0AA10-0AA0	SIEMENS
=S2+BWPB-K3	1	terminal module	3SU1401-1MC60-1CA1	3SU1401-1MC60-1CA1	SIEMENS
=S2+BWPB-K3	1	ILLUMINATED PUSHBUTTON, WHITE	3SU1051-0AB60-0AA0	3SU1051-0AB60-0AA0	SIEMENS
=S2+BWPB-K3	1	HOLDER	3SU1550-0AA10-0AA0	3SU1550-0AA10-0AA0	SIEMENS

1.p

			Date	04.01.2023	T&T 100 ISX Two section drive panel			Parts list : SIE.3SU1052-2BM10-0AA0 - SIE.3SU1550-0AA10-0AA0			& EPD =	
			Ed	Budai Jan							+	
			Appr						ISX - Two section drive panel			
Modification	Date	Name			Replacement of	Replaced by				T&T100		Page
												Page

1.r

Parts list

F01\_001-verA

Device tag	Quantity	Designation	Type number		Supplier
=S2+BWPB-K4	1	terminal module	3SU1401-1MC30-1CA1	3SU1401-1MC30-1CA1	SIEMENS
=S2+BWPB-K4	1	ILLUMINATED PUSHBUTTON, YELLOW	3SU1051-0AB30-0AA0	3SU1051-0AB30-0AA0	SIEMENS
=S2+BWPB-K4	1	HOLDER	3SU1550-0AA10-0AA0	3SU1550-0AA10-0AA0	SIEMENS
=S2+BWPB-K5	1	terminal module	3SU1400-1MA10-1BA1	3SU1400-1MA10-1BA1	SIEMENS
=S2+BWPB-K5	1	SELECTOR SWITCH, O-I, BLACK	3SU1052-2BF10-0AA0	3SU1052-2BF10-0AA0	SIEMENS
=S2+BWPB-K5	1	HOLDER	3SU1550-0AA10-0AA0	3SU1550-0AA10-0AA0	SIEMENS
=S2+BWPB-K6	1	terminal module	3SU1400-1MA10-1BA1	3SU1400-1MA10-1BA1	SIEMENS
=S2+BWPB-K6	1	SELECTOR SWITCH, I-O-II, BLACK	3SU1052-2BL10-0AA0	3SU1052-2BL10-0AA0	SIEMENS
=S2+BWPB-K6	1	HOLDER	3SU1550-0AA10-0AA0	3SU1550-0AA10-0AA0	SIEMENS
=S2+BWPB-K7	1	terminal module	3SU1400-1MA10-1BA1	3SU1400-1MA10-1BA1	SIEMENS
=S2+BWPB-K7	1	SELECTOR SWITCH, I>O<II, BLACK	3SU1052-2BM10-0AA0	3SU1052-2BM10-0AA0	SIEMENS
=S2+BWPB-K7	1	HOLDER	3SU1550-0AA10-0AA0	3SU1550-0AA10-0AA0	SIEMENS
=S2+BWPB-K8	1	terminal module	3SU1400-1MA10-1BA1	3SU1400-1MA10-1BA1	SIEMENS
=S2+BWPB-K8	1	SELECTOR SWITCH, O-I, BLACK	3SU1052-2BF10-0AA0	3SU1052-2BF10-0AA0	SIEMENS
=S2+BWPB-K8	1	HOLDER	3SU1550-0AA10-0AA0	3SU1550-0AA10-0AA0	SIEMENS
=S2+BWPB-K9	1	terminal module	3SU1400-1MA10-1BA1	3SU1400-1MA10-1BA1	SIEMENS
=S2+BWPB-K9	1	SELECTOR SWITCH, O-I, BLACK	3SU1052-2BF10-0AA0	3SU1052-2BF10-0AA0	SIEMENS
=S2+BWPB-K9	1	HOLDER	3SU1550-0AA10-0AA0	3SU1550-0AA10-0AA0	SIEMENS
=S2+BWPB-K10	1	terminal module	3SU1400-1MA10-1BA1	3SU1400-1MA10-1BA1	SIEMENS
=S2+BWPB-K10	1	SELECTOR SWITCH, O-I, BLACK	3SU1052-2BF10-0AA0	3SU1052-2BF10-0AA0	SIEMENS
=S2+BWPB-K10	1	HOLDER	3SU1550-0AA10-0AA0	3SU1550-0AA10-0AA0	SIEMENS
=S2+BWPB-K11	1	terminal module	3SU1400-1MA10-1BA1	3SU1400-1MA10-1BA1	SIEMENS
=S2+BWPB-K11	1	SELECTOR SWITCH, O-I, BLACK	3SU1052-2BF10-0AA0	3SU1052-2BF10-0AA0	SIEMENS
=S2+BWPB-K11	1	HOLDER	3SU1550-0AA10-0AA0	3SU1550-0AA10-0AA0	SIEMENS
=S2+BWPB-K12	1	terminal module	3SU1401-1MC20-1CA1	3SU1401-1MC20-1CA1	SIEMENS
=S2+BWPB-K12	1	ILLUMINATED PUSHBUTTON, RED	3SU1051-0AB20-0AA0	3SU1051-0AB20-0AA0	SIEMENS
=S2+BWPB-K12	1	HOLDER	3SU1550-0AA10-0AA0	3SU1550-0AA10-0AA0	SIEMENS
=S2+BWPB-K13	1	terminal module	3SU1401-1MC60-1CA1	3SU1401-1MC60-1CA1	SIEMENS
=S2+BWPB-K13	1	ILLUMINATED PUSHBUTTON, WHITE	3SU1051-0AB60-0AA0	3SU1051-0AB60-0AA0	SIEMENS
=S2+BWPB-K13	1	HOLDER	3SU1550-0AA10-0AA0	3SU1550-0AA10-0AA0	SIEMENS
=S2+BWPB-K14	1	terminal module	3SU1401-1MC60-1CA1	3SU1401-1MC60-1CA1	SIEMENS
=S2+BWPB-K14	1	ILLUMINATED PUSHBUTTON, WHITE	3SU1051-0AB60-0AA0	3SU1051-0AB60-0AA0	SIEMENS
=S2+BWPB-K14	1	HOLDER	3SU1550-0AA10-0AA0	3SU1550-0AA10-0AA0	SIEMENS
=S2+BWPB-K15	1	terminal module	3SU1401-1MC60-1CA1	3SU1401-1MC60-1CA1	SIEMENS
=S2+BWPB-K15	1	ILLUMINATED PUSHBUTTON, WHITE	3SU1051-0AB60-0AA0	3SU1051-0AB60-0AA0	SIEMENS
=S2+BWPB-K15	1	HOLDER	3SU1550-0AA10-0AA0	3SU1550-0AA10-0AA0	SIEMENS
=S2+BWPB-K16	1	terminal module	3SU1401-1MC60-1CA1	3SU1401-1MC60-1CA1	SIEMENS
=S2+BWPB-K16	1	ILLUMINATED PUSHBUTTON, WHITE	3SU1051-0AB60-0AA0	3SU1051-0AB60-0AA0	SIEMENS
=S2+BWPB-K16	1	HOLDER	3SU1550-0AA10-0AA0	3SU1550-0AA10-0AA0	SIEMENS
=S2+BWPB-K17	1	terminal module	3SU1401-1MC60-1CA1	3SU1401-1MC60-1CA1	SIEMENS
=S2+BWPB-K17	1	ILLUMINATED PUSHBUTTON, WHITE	3SU1051-0AB60-0AA0	3SU1051-0AB60-0AA0	SIEMENS
=S2+BWPB-K17	1	HOLDER	3SU1550-0AA10-0AA0	3SU1550-0AA10-0AA0	SIEMENS
=S2+BWPB-K18	1	terminal module	3SU1401-1MC60-1CA1	3SU1401-1MC60-1CA1	SIEMENS
=S2+BWPB-K18	1	ILLUMINATED PUSHBUTTON, WHITE	3SU1051-0AB60-0AA0	3SU1051-0AB60-0AA0	SIEMENS
=S2+BWPB-K18	1	HOLDER	3SU1550-0AA10-0AA0	3SU1550-0AA10-0AA0	SIEMENS
=S2+BWPB-K19	1	terminal module	3SU1401-1MC60-1CA1	3SU1401-1MC60-1CA1	SIEMENS
=S2+BWPB-K19	1	ILLUMINATED PUSHBUTTON, WHITE	3SU1051-0AB60-0AA0	3SU1051-0AB60-0AA0	SIEMENS
=S2+BWPB-K19	1	HOLDER	3SU1550-0AA10-0AA0	3SU1550-0AA10-0AA0	SIEMENS
=S2+BWPB-KS1	1	PROFINET-failsafe interface module	3SU1400-1LL10-1BA1	3SU1400-1LL10-1BA1	SIEMENS
=S2+BWPB-KS1	1	EM. STOP MUSHROOM PUSHBUTTON, 60MM, RED	3SU1050-1JB20-0AA0	3SU1050-1JB20-0AA0	SIEMENS
=S2+BWPB-KS1	1	HOLDER	3SU1550-0AA10-0AA0	3SU1550-0AA10-0AA0	SIEMENS
=S2+BWPB-KS2	1	terminal module	3SU1400-1MA10-1BA1	3SU1400-1MA10-1BA1	SIEMENS
=S2+BWPB-KS2	1	SELECTOR SWITCH, O-I, BLACK	3SU1052-2BF10-0AA0	3SU1052-2BF10-0AA0	SIEMENS
=S2+BWPB-KS2	1	HOLDER	3SU1550-0AA10-0AA0	3SU1550-0AA10-0AA0	SIEMENS
=S2+BWPB-KS3	1	terminal module	3SU1400-1MA10-1BA1	3SU1400-1MA10-1BA1	SIEMENS
=S2+BWPB-KS3	1	SELECTOR SWITCH, O-I, BLACK	3SU1052-2BF10-0AA0	3SU1052-2BF10-0AA0	SIEMENS

1.q

			Date	04.01.2023	T&T 100 ISX Two section drive panel	
			Ed	Budai Jan		
			Appr			
Modification	Date	Name			Replacement of	Replaced by



Parts list : SIE.3SU1401-1MC30-1CA1 - SIE.3SU1052-2BF10-0AA0

		& EPD =	
		+	
	T&T100		Page 1.r
			Page 159 / 166

1.s

Parts list

F01\_001-verA

Device tag	Quantity	Designation	Type number		Supplier
=S2+BWPB-KS3	1	HOLDER	3SU1550-0AA10-0AA0	3SU1550-0AA10-0AA0	SIEMENS
=S2+BWPB-KS4	1	terminal module	3SU1400-1MA10-1BA1	3SU1400-1MA10-1BA1	SIEMENS
=S2+BWPB-KS4	1	SELECTOR SWITCH, O-I, BLACK	3SU1052-2BF10-0AA0	3SU1052-2BF10-0AA0	SIEMENS
=S2+BWPB-KS4	1	HOLDER	3SU1550-0AA10-0AA0	3SU1550-0AA10-0AA0	SIEMENS
=S2+BWPB-KS5	1	terminal module	3SU1400-1MA10-1BA1	3SU1400-1MA10-1BA1	SIEMENS
=S2+BWPB-KS5	1	SELECTOR SWITCH, I>O<II, BLACK	3SU1052-2BM10-0AA0	3SU1052-2BM10-0AA0	SIEMENS
=S2+BWPB-KS5	1	HOLDER	3SU1550-0AA10-0AA0	3SU1550-0AA10-0AA0	SIEMENS
=S2+BWPB-KS6	1	terminal module	3SU1400-1MA10-1BA1	3SU1400-1MA10-1BA1	SIEMENS
=S2+BWPB-KS6	1	SELECTOR SWITCH, I>O<II, BLACK	3SU1052-2BM10-0AA0	3SU1052-2BM10-0AA0	SIEMENS
=S2+BWPB-KS6	1	HOLDER	3SU1550-0AA10-0AA0	3SU1550-0AA10-0AA0	SIEMENS
=S2+BWPB-KS7	1	terminal module	3SU1400-1MA10-1BA1	3SU1400-1MA10-1BA1	SIEMENS
=S2+BWPB-KS7	1	SELECTOR SWITCH, O-I, BLACK	3SU1052-2BF10-0AA0	3SU1052-2BF10-0AA0	SIEMENS
=S2+BWPB-KS7	1	HOLDER	3SU1550-0AA10-0AA0	3SU1550-0AA10-0AA0	SIEMENS
=S2+PUS-M1	1	SIMOTICS S-1FK7 PN=0.38kW; M0=0.85Nm (100K); NN=6000rpm, without brake	1FK7022-5AK71-1VG3	1FK7022-5AK71-1VG3	SIEMENS
=S2+PUS-M2	1	SIMOTICS S-1FK7 PN=0.38kW; M0=0.85Nm (100K); NN=6000rpm, without brake	1FK7022-5AK71-1VG3	1FK7022-5AK71-1VG3	SIEMENS
=S2+RD1-A1	1	ET 200SP, IM155-6PN ST INCL. BA 2XRJ45	6ES7155-6AA01-0BN0	6ES7155-6AA01-0BN0	SIEMENS
=S2+RD1-AAI1	1	ET 200SP, AI 8XI 2-/4-Wire Basic	6ES7134-6GF00-0AA1	6ES7134-6GF00-0AA1	SIEMENS
=S2+RD1-AAI1	1	BASEUNIT TYPE A0, BU15-P16+A0+2D	6ES7193-6BP00-0DA0	6ES7193-6BP00-0DA0	SIEMENS
=S2+RD1-AAO1	1	ET 200SP, AQ 4XU/I ST	6ES7135-6HD00-0BA1	6ES7135-6HD00-0BA1	SIEMENS
=S2+RD1-AAO1	1	BASEUNIT TYPE A0, BU15-P16+A0+2D	6ES7193-6BP00-0DA0	6ES7193-6BP00-0DA0	SIEMENS
=S2+RD1-AAO2	1	ET 200SP, AQ 4XU/I ST	6ES7135-6HD00-0BA1	6ES7135-6HD00-0BA1	SIEMENS
=S2+RD1-AAO2	1	BASEUNIT TYPE A0, BU15-P16+A0+2B	6ES7193-6BP00-0BA0	6ES7193-6BP00-0BA0	SIEMENS
=S2+RD1-ADI1	1	ET 200SP, DI 16x 24V DC ST, PU 1	6ES7131-6BH01-0BA0	6ES7131-6BH01-0BA0	SIEMENS
=S2+RD1-ADI1	1	BASEUNIT TYPE A0, BU15-P16+A0+2D	6ES7193-6BP00-0DA0	6ES7193-6BP00-0DA0	SIEMENS
=S2+RD1-ADO1	1	ET 200SP, DQ 16x 24V DC/0,5A ST, PU 1	6ES7132-6BH01-0BA0	6ES7132-6BH01-0BA0	SIEMENS
=S2+RD1-ADO1	1	BASEUNIT TYPE A0, BU15-P16+A0+2D	6ES7193-6BP00-0DA0	6ES7193-6BP00-0DA0	SIEMENS
=S2+RD1-ADO2	1	ET 200SP, DQ 16x 24V DC/0,5A ST, PU 1	6ES7132-6BH01-0BA0	6ES7132-6BH01-0BA0	SIEMENS
=S2+RD1-ADO2	1	BASEUNIT TYPE A0, BU15-P16+A0+2B	6ES7193-6BP00-0BA0	6ES7193-6BP00-0BA0	SIEMENS
=S2+RD1-ADO3	1	ET 200SP, DQ 16x 24V DC/0,5A ST, PU 1	6ES7132-6BH01-0BA0	6ES7132-6BH01-0BA0	SIEMENS
=S2+RD1-ADO3	1	BASEUNIT TYPE A0, BU15-P16+A0+2B	6ES7193-6BP00-0BA0	6ES7193-6BP00-0BA0	SIEMENS
=S2+RD1-ADO4	1	ET 200SP, DQ 8x 24V DC/0,5A ST, PU 1	6ES7132-6BF01-0BA0	6ES7132-6BF01-0BA0	SIEMENS
=S2+RD1-ADO4	1	BASEUNIT TYPE A0, BU15-P16+A0+2D	6ES7193-6BP00-0DA0	6ES7193-6BP00-0DA0	SIEMENS
=S2+RD1-ASO1	1	ET 200SP, EI-Mod., F-DQ 4xDC 24V/2A	6ES7136-6DB00-0CA0	6ES7136-6DB00-0CA0	SIEMENS
=S2+RD1-ASO1	1	BASEUNIT TYPE A0, BU15-P16+A0+2D	6ES7193-6BP00-0DA0	6ES7193-6BP00-0DA0	SIEMENS
=S2+RD1-CAMS1	1	Shutter for cooling	TM-SW-TIM8/40	TM-SW-TIM8/40	
=S2+RD1-CD	4	Cable duct for mounting plate, WHD: 60x2000x80 mm	2589370000	2589370000	WEIDMULLER
=S2+RD1-CD	4	Cable duct for mounting plate, WHD: 60x2000x40 mm	2589230000	2589230000	WEIDMULLER
=S2+RD1-CD	1	Cable duct for mounting plate, WHD: 60x2000x25 mm	2589150000	2589150000	WEIDMULLER
=S2+RD1-DA1	1	SINAMICS S120 CONTROL UNIT CU320-2 PN	6SL3040-1MA01-0AA0	6SL3040-1MA01-0AA0	SIEMENS
=S2+RD1-DA2	1	SINAMICS S120 CONTROL UNIT CU320-2 PN	6SL3040-1MA01-0AA0	6SL3040-1MA01-0AA0	SIEMENS
=S2+RD1-DA3	1	SINAMICS S120 CONTROL UNIT CU320-2 PN	6SL3040-1MA01-0AA0	6SL3040-1MA01-0AA0	SIEMENS
=S2+RD1-DA4	1	SINAMICS S120 CONTROL UNIT CU320-2 PN	6SL3040-1MA01-0AA0	6SL3040-1MA01-0AA0	SIEMENS
=S2+RD1-DA4-DA5	1	SINAMICS S120 CONTROL UNIT CU320-2 PN	6SL3040-1MA01-0AA0	6SL3040-1MA01-0AA0	SIEMENS
=S2+RD1-DIN	3	Terminal rail	TS 35X7.5/LL 2M/ST/ZN	0514500000	WEIDMULLER
=S2+RD1-EA1	1	LED system light, with motion detector, Length: 437 mm, Input voltage: 100 V - 240 V, 1~, 50 Hz/60 Hz	SZ.2500300	2500300	RITTAL
=S2+RD1-EA1	1	VX Mounting kit magnet, LED system light	SZ.2500490	2500490	RITTAL
=S2+RD1-EC1	1	SK Blue e cooling unit, Wall-mounted, 0.85 kW, 230 V, 1~, 50/60 Hz, Sheet steel	SK.3361500	3361500	RITTAL
=S2+RD1-F1	1	CIRCUIT BREAKER 10KA 1POL B4	5SY4104-6	5SY4104-6	SIEMENS
=S2+RD1-FQ1	1	RCBO elm	5SU1654-6KK16	5SU1654-6KK16	SIEMENS
=S2+RD1-FQ2	1	RCBO elm	5SU1654-6KK16	5SU1654-6KK16	SIEMENS
=S2+RD1-FT1	1	SITOP PSE200U	6EP1961-2BA41	6EP19612BA41	SIEMENS
=S2+RD1-FT2	1	SITOP PSE200U	6EP1961-2BA31	6EP19612BA31	SIEMENS
=S2+RD1-FT3	1	SITOP PSE200U	6EP1961-2BA31	6EP19612BA31	SIEMENS
=S2+RD1-K1	1	CONTACTOR,AC3:7,5KW 1NC DC24V	3RT2018-1BB42	3RT2018-1BB42	SIEMENS
=S2+RD1-K2	1	CONTACTOR,AC3:7,5KW 1NC DC24V	3RT2018-1BB42	3RT2018-1BB42	SIEMENS
=S2+RD1-KS1	1	CONTACTOR,AC3:7,5KW 1NC DC24V	3RT2018-1BB42	3RT2018-1BB42	SIEMENS



Parts list

F01\_001-verA

Device tag	Quantity	Designation	Type number		Supplier
=S2+RD1-KS2	1	CONTACTOR,AC3:7,5KW 1NC DC24V	3RT2018-1BB42	3RT2018-1BB42	SIEMENS
=S2+RD1-KS3	1	CONTACTOR,AC3:7,5KW 1NC DC24V	3RT2018-1BB42	3RT2018-1BB42	SIEMENS
=S2+RD1-KS4	1	CONTACTOR,AC3:7,5KW 1NC DC24V	3RT2018-1BB42	3RT2018-1BB42	SIEMENS
=S2+RD1-PE1	1	SV Busbar E-Cu, WH: 20x5 mm, L: 2400 mm	SV.3582000	3582000	RITTAL
=S2+RD1-PE1	1	SV Busbar support, 1-pole, for busbar WH: 12x5-30x10 mm	SV.9340030	9340030	RITTAL
=S2+RD1-PE1	1	TS Captive nut, for thread M5, for clamping and insertion from the side	TS.4166000	4166000	RITTAL
=S2+RD1-PE1	2	Conductor connection clamps Push-in, For bar thickness 5 mm	SV.3451505	3451505	RITTAL
=S2+RD1-PotN	2	End bracket	ZEW 35/2	8630740000	WEIDMULLER
=S2+RD1-PotN	4	Feed-through terminal block	A3C 16 BL	2494080000	WEIDMULLER
=S2+RD1-PotN	4	Cross-connector (terminal)	ZQV 16N/2	2497290000	WEIDMULLER
=S2+RD1-PotN	1	End plate (terminals)	AEP 3C 10/16	2490530000	WEIDMULLER
=S2+RD1-Q1	1	CIRCUIT-BREAKER SPRING-L. CONN. 3.2A	3RV2011-1DA20	3RV2011-1DA20	SIEMENS
=S2+RD1-Q2	1	CIRCUIT BREAKER, SCREW-TYPE, 32 A	3RV2431-4EA10	3RV2431-4EA10	SIEMENS
=S2+RD1-Q2	1	TRANSVERSE AUX. SWITCH, 2 S, SCREW CONNECTION,	3RV2901-1F	3RV29011F	SIEMENS
=S2+RD1-Q3	1	CIRCUIT-BREAKER SPRING-L. CONN. 0.16A	3RV2011-0AA25	3RV2011-0AA25	SIEMENS
=S2+RD1-Q4	1	CIRCUIT-BREAKER SPRING-L. CONN. 0.16A	3RV2011-0AA25	3RV2011-0AA25	SIEMENS
=S2+RD1-QM1	1	3LD switch disconnecter, main switch	3LD2504-0TK51	3LD2504-0TK51	SIEMENS
=S2+RD1-QM1	1	neutral conductor	3LD9250-0BA	3LD9250-0BA	SIEMENS
=S2+RD1-QM1	1	Terminal covers	3LD9251-0A	3LD9251-0A	SIEMENS
=S2+RD1-R1	1	VX Partial mounting plate, dimens.: 700x400 mm	VX.8617570	8617570	RITTAL
=S2+RD1-R1	1	VX Punched section 18 x 64 mm, for outer mounting level	VX.8617030	8617030	RITTAL
=S2+RD1-R1	1	VX Metal multi-tooth screw, for sheet steel	SZ.2486600	2486600	RITTAL
=S2+RD1-R1	1	SINAMICS S120 FILTER_LINE_3AC	6SL3000-0BE21-6DA0	6SL3000-0BE21-6DA0	SIEMENS
=S2+RD1-SW1	1	SCALANCE XB008	6GK5008-0BA10-1AB2	6GK5008-0BA10-1AB2	SIEMENS
=S2+RD1-T1	1	SITOP PSU300S	6EP1437-2BA20	6EP1437-2BA20	SIEMENS
=S2+RD1-TA1	1	SINAMICS S120 SINGLE MOMO 3A D-TYPE	6SL3120-1TE13-0AD0	6SL3120-1TE13-0AD0	SIEMENS
=S2+RD1-TA2	1	SINAMICS S120 DOUBLE MOMO 3A/3A D-Type	6SL3120-2TE13-0AD0	6SL3120-2TE13-0AD0	SIEMENS
=S2+RD1-TA3	1	SINAMICS S120 DOUBLE MOMO 5A/5A D-TYPE	6SL3120-2TE15-0AD0	6SL3120-2TE15-0AD0	SIEMENS
=S2+RD1-TA4	1	SINAMICS S120 DOUBLE MOMO 5A/5A D-TYPE	6SL3120-2TE15-0AD0	6SL3120-2TE15-0AD0	SIEMENS
=S2+RD1-TA5	1	SINAMICS S120 DOUBLE MOMO 3A/3A D-Type	6SL3120-2TE13-0AD0	6SL3120-2TE13-0AD0	SIEMENS
=S2+RD1-TA6	1	SINAMICS S120 DOUBLE MOMO 3A/3A D-Type	6SL3120-2TE13-0AD0	6SL3120-2TE13-0AD0	SIEMENS
=S2+RD1-TA7	1	SINAMICS S120 DOUBLE MOMO 3A/3A D-Type	6SL3120-2TE13-0AD0	6SL3120-2TE13-0AD0	SIEMENS
=S2+RD1-TA8	1	SINAMICS S120 DOUBLE MOMO 3A/3A D-Type	6SL3120-2TE13-0AD0	6SL3120-2TE13-0AD0	SIEMENS
=S2+RD1-TA9	1	SINAMICS S120 DOUBLE MOMO 3A/3A D-Type	6SL3120-2TE13-0AD0	6SL3120-2TE13-0AD0	SIEMENS
=S2+RD1-TA10	1	SINAMICS S120 DOUBLE MOMO 3A/3A D-Type	6SL3120-2TE13-0AD0	6SL3120-2TE13-0AD0	SIEMENS
=S2+RD1-TA11	1	SINAMICS S120 DOUBLE MOMO 3A/3A D-Type	6SL3120-2TE13-0AD0	6SL3120-2TE13-0AD0	SIEMENS
=S2+RD1-TP1	1	SINAMICS S120	6SL3130-7TE21-6AA4	6SL3130-7TE21-6AA4	SIEMENS
=S2+RD1-X1	3	Feed-through terminal block	A3C 16	2494090000	WEIDMULLER
=S2+RD1-X1	2	End bracket	ZEW 35/2	8630740000	WEIDMULLER
=S2+RD1-X1	1	Feed-through terminal block	A3C 16 BL	2494080000	WEIDMULLER
=S2+RD1-X1	1	PE terminal	A3C 16 PE	2494020000	WEIDMULLER
=S2+RD1-X1	1	End plate (terminals)	AEP 3C 10/16	2490530000	WEIDMULLER
=S2+RD1-XC-PN1	1	RJI Han 3A RJ45 PFT Cat. 6 metal – panel feed-throughs	09452151560	09452151560	Harting
=S2+RD1-XC-PN1	1	Han 3A RJ45 10G metal plug set	09451151560	09451151560	Harting
=S2+RD1-XC1	1	Han® Q 5/0 Crimp; Female	Han® Q,5/0	09120053104	Harting
=S2+RD1-XC1	1	Han® Q 5/0 Crimp; Male	Han® Q,5/0	09120053004	Harting
=S2+RD1-XC1	1	Hoods/Housings	Han 3A-agg-QB	09200030301	Harting
=S2+RD1-XC1	1	Hoods/Housings	Han 3A-gg-M20	19200031440	Harting
=S2+RD1-XC1	1	M20x1,5 EMC 2 Cable Glands Brass / 6,0-12,0mm /	BMEM-02	BMEM-02	Bimed
=S2+RD1-XC2	1	Han® Q 5/0 Crimp; Female	Han® Q,5/0	09120053104	Harting
=S2+RD1-XC2	1	Han® Q 5/0 Crimp; Male	Han® Q,5/0	09120053004	Harting
=S2+RD1-XC2	1	Hoods/Housings	Han 3A-agg-QB	09200030301	Harting
=S2+RD1-XC2	1	Hoods/Housings	Han 3A-gg-M20	19200031440	Harting
=S2+RD1-XC2	1	M20x1,5 EMC 2 Cable Glands Brass / 6,0-12,0mm /	BMEM-02	BMEM-02	Bimed
=S2+RD1-XC3	1	Han® Q 5/0 Crimp; Female	Han® Q,5/0	09120053104	Harting
=S2+RD1-XC3	1	Han® Q 5/0 Crimp; Male	Han® Q,5/0	09120053004	Harting

1.s

			Date	04.01.2023	T&T 100 ISX Two section drive panel  ISX - Two section drive panel	
			Ed	Budai Jan		
			Appr			
Modification	Date	Name			Replacement of	Replaced by



Parts list : SIE.3RT2018-1BB42 - HAR.09120053004

		& EPD =	
		+	
	T&T100		Page 1.t
			Page 161 / 166

1.u

Parts list

F01\_001-verA

Device tag	Quantity	Designation	Type number		Supplier
=S2+RD1-XC3	1	Hoods/Housings	Han 3A-agg-QB	09200030301	Harting
=S2+RD1-XC3	1	Hoods/Housings	Han 3A-gg-M20	19200031440	Harting
=S2+RD1-XC3	1	M20x1,5 EMC 2 Cable Glands Brass / 6,0-12,0mm /	BMEM-02	BMEM-02	Bimed
=S2+RD1-XC4	1	Han® Q 5/0 Crimp; Female	Han® Q,5/0	09120053104	Harting
=S2+RD1-XC4	1	Han® Q 5/0 Crimp; Male	Han® Q,5/0	09120053004	Harting
=S2+RD1-XC4	1	Hoods/Housings	Han 3A-agg-QB	09200030301	Harting
=S2+RD1-XC4	1	Hoods/Housings	Han 3A-gg-M20	19200031440	Harting
=S2+RD1-XC4	1	M20x1,5 EMC 2 Cable Glands Brass / 6,0-12,0mm /	BMEM-02	BMEM-02	Bimed
=S2+RD1-XC5	1	Han® Q 5/0 Crimp; Female	Han® Q,5/0	09120053104	Harting
=S2+RD1-XC5	1	Han® Q 5/0 Crimp; Male	Han® Q,5/0	09120053004	Harting
=S2+RD1-XC5	1	Hoods/Housings	Han 3A-agg-QB	09200030301	Harting
=S2+RD1-XC5	1	Hoods/Housings	Han 3A-gg-M20	19200031440	Harting
=S2+RD1-XC5	1	M20x1,5 EMC 2 Cable Glands Brass / 6,0-12,0mm /	BMEM-02	BMEM-02	Bimed
=S2+RD1-XC6	1	Han® Q 5/0 Crimp; Female	Han® Q,5/0	09120053104	Harting
=S2+RD1-XC6	1	Han® Q 5/0 Crimp; Male	Han® Q,5/0	09120053004	Harting
=S2+RD1-XC6	1	Hoods/Housings	Han 3A-agg-QB	09200030301	Harting
=S2+RD1-XC6	1	Hoods/Housings	Han 3A-gg-M20	19200031440	Harting
=S2+RD1-XC6	1	M20x1,5 EMC 2 Cable Glands Brass / 6,0-12,0mm /	BMEM-02	BMEM-02	Bimed
=S2+RD1-XC7	1	Han® Q 5/0 Crimp; Female	Han® Q,5/0	09120053104	Harting
=S2+RD1-XC7	1	Han® Q 5/0 Crimp; Male	Han® Q,5/0	09120053004	Harting
=S2+RD1-XC7	1	Hoods/Housings	Han 3A-agg-QB	09200030301	Harting
=S2+RD1-XC7	1	Hoods/Housings	Han 3A-gg-M20	19200031440	Harting
=S2+RD1-XC7	1	M20x1,5 EMC 2 Cable Glands Brass / 6,0-12,0mm /	BMEM-02	BMEM-02	Bimed
=S2+RD1-XC8	1	Han® Q 5/0 Crimp; Female	Han® Q,5/0	09120053104	Harting
=S2+RD1-XC8	1	Han® Q 5/0 Crimp; Male	Han® Q,5/0	09120053004	Harting
=S2+RD1-XC8	1	Hoods/Housings	Han 3A-agg-QB	09200030301	Harting
=S2+RD1-XC8	1	Hoods/Housings	Han 3A-gg-M20	19200031440	Harting
=S2+RD1-XC8	1	M20x1,5 EMC 2 Cable Glands Brass / 6,0-12,0mm /	BMEM-02	BMEM-02	Bimed
=S2+RD1-XC9	1	Han® Q 5/0 Crimp; Female	Han® Q,5/0	09120053104	Harting
=S2+RD1-XC9	1	Han® Q 5/0 Crimp; Male	Han® Q,5/0	09120053004	Harting
=S2+RD1-XC9	1	Hoods/Housings	Han 3A-agg-QB	09200030301	Harting
=S2+RD1-XC9	1	Hoods/Housings	Han 3A-gg-M20	19200031440	Harting
=S2+RD1-XC9	1	M20x1,5 EMC 2 Cable Glands Brass / 6,0-12,0mm /	BMEM-02	BMEM-02	Bimed
=S2+RD1-XC10	1	Han® Q 5/0 Crimp; Female	Han® Q,5/0	09120053104	Harting
=S2+RD1-XC10	1	Han® Q 5/0 Crimp; Male	Han® Q,5/0	09120053004	Harting
=S2+RD1-XC10	1	Hoods/Housings	Han 3A-agg-QB	09200030301	Harting
=S2+RD1-XC10	1	Hoods/Housings	Han 3A-gg-M20	19200031440	Harting
=S2+RD1-XC10	1	M20x1,5 EMC 2 Cable Glands Brass / 6,0-12,0mm /	BMEM-02	BMEM-02	Bimed
=S2+RD1-XC11	1	Han® Q 5/0 Crimp; Female	Han® Q,5/0	09120053104	Harting
=S2+RD1-XC11	1	Han® Q 5/0 Crimp; Male	Han® Q,5/0	09120053004	Harting
=S2+RD1-XC11	1	Hoods/Housings	Han 3A-agg-QB	09200030301	Harting
=S2+RD1-XC11	1	Hoods/Housings	Han 3A-gg-M20	19200031440	Harting
=S2+RD1-XC11	1	M20x1,5 EMC 2 Cable Glands Brass / 6,0-12,0mm /	BMEM-02	BMEM-02	Bimed
=S2+RD1-XC12	1	Han® Q 5/0 Crimp; Female	Han® Q,5/0	09120053104	Harting
=S2+RD1-XC12	1	Han® Q 5/0 Crimp; Male	Han® Q,5/0	09120053004	Harting
=S2+RD1-XC12	1	Hoods/Housings	Han 3A-agg-QB	09200030301	Harting
=S2+RD1-XC12	1	Hoods/Housings	Han 3A-gg-M20	19200031440	Harting
=S2+RD1-XC12	1	M20x1,5 EMC 2 Cable Glands Brass / 6,0-12,0mm /	BMEM-02	BMEM-02	Bimed
=S2+RD1-XC13	1	Han® Q 5/0 Crimp; Female	Han® Q,5/0	09120053104	Harting
=S2+RD1-XC13	1	Han® Q 5/0 Crimp; Male	Han® Q,5/0	09120053004	Harting
=S2+RD1-XC13	1	Hoods/Housings	Han 3A-agg-QB	09200030301	Harting
=S2+RD1-XC13	1	Hoods/Housings	Han 3A-gg-M20	19200031440	Harting
=S2+RD1-XC13	1	M20x1,5 EMC 2 Cable Glands Brass / 6,0-12,0mm /	BMEM-02	BMEM-02	Bimed
=S2+RD1-XC14	1	Han® Q 5/0 Crimp; Female	Han® Q,5/0	09120053104	Harting
=S2+RD1-XC14	1	Han® Q 5/0 Crimp; Male	Han® Q,5/0	09120053004	Harting
=S2+RD1-XC14	1	Hoods/Housings	Han 3A-agg-QB	09200030301	Harting

Parts list

F01\_001-verA

Device tag	Quantity	Designation	Type number		Supplier
=S2+RD1-XC14	1	Hoods/Housings	Han 3A-gg-M20	19200031440	Harting
=S2+RD1-XC14	1	M20x1,5 EMC 2 Cable Glands Brass / 6,0-12,0mm /	BMEM-02	BMEM-02	Bimed
=S2+RD1-XC15	1	Han® Q 5/0 Crimp; Female	Han® Q,5/0	09120053104	Harting
=S2+RD1-XC15	1	Han® Q 5/0 Crimp; Male	Han® Q,5/0	09120053004	Harting
=S2+RD1-XC15	1	Hoods/Housings	Han 3A-agg-QB	09200030301	Harting
=S2+RD1-XC15	1	Hoods/Housings	Han 3A-gg-M20	19200031440	Harting
=S2+RD1-XC15	1	M20x1,5 EMC 2 Cable Glands Brass / 6,0-12,0mm /	BMEM-02	BMEM-02	Bimed
=S2+RD1-XC16	1	Han® Q 5/0 Crimp; Female	Han® Q,5/0	09120053104	Harting
=S2+RD1-XC16	1	Han® Q 5/0 Crimp; Male	Han® Q,5/0	09120053004	Harting
=S2+RD1-XC16	1	Hoods/Housings	Han 3A-agg-QB	09200030301	Harting
=S2+RD1-XC16	1	Hoods/Housings	Han 3A-gg-M20	19200031440	Harting
=S2+RD1-XC16	1	M20x1,5 EMC 2 Cable Glands Brass / 6,0-12,0mm /	BMEM-02	BMEM-02	Bimed
=S2+RD1-XC17	1	Han® Q 5/0 Crimp; Female	Han® Q,5/0	09120053104	Harting
=S2+RD1-XC17	1	Han® Q 5/0 Crimp; Male	Han® Q,5/0	09120053004	Harting
=S2+RD1-XC17	1	Hoods/Housings	Han 3A-agg-QB	09200030301	Harting
=S2+RD1-XC17	1	Hoods/Housings	Han 3A-gg-M20	19200031440	Harting
=S2+RD1-XC17	1	M20x1,5 EMC 2 Cable Glands Brass / 6,0-12,0mm /	BMEM-02	BMEM-02	Bimed
=S2+RD1-XC18	1	Han® Q 5/0 Crimp; Female	Han® Q,5/0	09120053104	Harting
=S2+RD1-XC18	1	Han® Q 5/0 Crimp; Male	Han® Q,5/0	09120053004	Harting
=S2+RD1-XC18	1	Hoods/Housings	Han 3A-agg-QB	09200030301	Harting
=S2+RD1-XC18	1	Hoods/Housings	Han 3A-gg-M20	19200031440	Harting
=S2+RD1-XC18	1	M20x1,5 EMC 2 Cable Glands Brass / 6,0-12,0mm /	BMEM-02	BMEM-02	Bimed
=S2+RD1-XC19	1	Han® Q 5/0 Crimp; Female	Han® Q,5/0	09120053104	Harting
=S2+RD1-XC19	1	Han® Q 5/0 Crimp; Male	Han® Q,5/0	09120053004	Harting
=S2+RD1-XC19	1	Hoods/Housings	Han 3A-agg-QB	09200030301	Harting
=S2+RD1-XC19	1	Hoods/Housings	Han 3A-gg-M20	19200031440	Harting
=S2+RD1-XC19	1	M20x1,5 EMC 2 Cable Glands Brass / 6,0-12,0mm /	BMEM-02	BMEM-02	Bimed
=S2+RD1-XC20	1	Han® Q 5/0 Crimp; Female	Han® Q,5/0	09120053104	Harting
=S2+RD1-XC20	1	Han® Q 5/0 Crimp; Male	Han® Q,5/0	09120053004	Harting
=S2+RD1-XC20	1	Hoods/Housings	Han 3A-agg-QB	09200030301	Harting
=S2+RD1-XC20	1	Hoods/Housings	Han 3A-gg-M20	19200031440	Harting
=S2+RD1-XC20	1	M20x1,5 EMC 2 Cable Glands Brass / 6,0-12,0mm /	BMEM-02	BMEM-02	Bimed
=S2+RD1-XC21	1	Han® Q 5/0 Crimp; Female	Han® Q,5/0	09120053104	Harting
=S2+RD1-XC21	1	Han® Q 5/0 Crimp; Male	Han® Q,5/0	09120053004	Harting
=S2+RD1-XC21	1	Hoods/Housings	Han 3A-agg-QB	09200030301	Harting
=S2+RD1-XC21	1	Hoods/Housings	Han 3A-gg-M20	19200031440	Harting
=S2+RD1-XC21	1	M20x1,5 EMC 2 Cable Glands Brass / 6,0-12,0mm /	BMEM-02	BMEM-02	Bimed
=S2+RD1-XC22	1	Han® Q 5/0 Crimp; Female	Han® Q,5/0	09120053104	Harting
=S2+RD1-XC22	1	Han® Q 5/0 Crimp; Male	Han® Q,5/0	09120053004	Harting
=S2+RD1-XC22	1	Hoods/Housings	Han 3A-agg-QB	09200030301	Harting
=S2+RD1-XC22	1	Hoods/Housings	Han 3A-gg-M20	19200031440	Harting
=S2+RD1-XC22	1	M20x1,5 EMC 2 Cable Glands Brass / 6,0-12,0mm /	BMEM-02	BMEM-02	Bimed
=S2+RD1-XC23	1	Han® Q 5/0 Crimp; Female	Han® Q,5/0	09120053104	Harting
=S2+RD1-XC23	1	Han® Q 5/0 Crimp; Male	Han® Q,5/0	09120053004	Harting
=S2+RD1-XC23	1	Hoods/Housings	Han 3A-agg-QB	09200030301	Harting
=S2+RD1-XC23	1	Hoods/Housings	Han 3A-gg-M20	19200031440	Harting
=S2+RD1-XC23	1	M20x1,5 EMC 2 Cable Glands Brass / 6,0-12,0mm /	BMEM-02	BMEM-02	Bimed
=S2+RD1-XCD1	1	SINAMICS S120 DRIVE-CLIQ CABINET GLAND	6SL3066-2DA00-0AA0	6SL3066-2DA00-0AA0	SIEMENS
=S2+RD1-XCD2	1	SINAMICS S120 DRIVE-CLIQ CABINET GLAND	6SL3066-2DA00-0AA0	6SL3066-2DA00-0AA0	SIEMENS
=S2+RD1-XCD3	1	SINAMICS S120 DRIVE-CLIQ CABINET GLAND	6SL3066-2DA00-0AA0	6SL3066-2DA00-0AA0	SIEMENS
=S2+RD1-XCD5	1	SINAMICS S120 DRIVE-CLIQ CABINET GLAND	6SL3066-2DA00-0AA0	6SL3066-2DA00-0AA0	SIEMENS
=S2+RD1-XCF1	1	Inserts	Han Q High Density -F-	09120213101	Harting
=S2+RD1-XCF1	1	Inserts	Han Q High Density -M-	09120213001	Harting
=S2+RD1-XCF1	1	Hoods/Housings	Han 3A-agg-QB	09200030301	Harting
=S2+RD1-XCF1	1	Hoods/Housings	Han 3A-gg-M20	19200031440	Harting
=S2+RD1-XCF1	1	Cable gland M20, plastic, grey	Cable gland M20	Cable gland M20, plastic, grey	Doesn't matter

			Date	04.01.2023	T&T 100 ISX Two section drive panel			Parts list : HAR.19200031440 - DM.cable_gland_M20_gr_pl			& EPD =	
			Ed	Budai Jan							+	
			Appr									
Modification	Date	Name			Replacement of	Replaced by			T&T100		Page 1.V	
											Page 163 / 166	

Parts list

F01\_001-verA

Device tag	Quantity	Designation	Type number		Supplier
=S2+RD1-XCF2	1	Inserts	Han Q High Density -F-	09120213101	Harting
=S2+RD1-XCF2	1	Inserts	Han Q High Density -M-	09120213001	Harting
=S2+RD1-XCF2	1	Hoods/Housings	Han 3A-agg-QB	09200030301	Harting
=S2+RD1-XCF2	1	Hoods/Housings	Han 3A-gg-M20	19200031440	Harting
=S2+RD1-XCF2	1	Cable gland M20, plastic, grey	Cable gland M20	Cable gland M20, plastic, grey	Doesn't matter
=S2+RD1-XCY1	1	Inserts	Han Q12-F-QL	09120123101	Harting
=S2+RD1-XCY1	1	Inserts	Han Q12-M-QL	09120123001	Harting
=S2+RD1-XCY1	1	Hoods/Housings	Han 3A-agg-QB	09200030301	Harting
=S2+RD1-XCY1	1	Hoods/Housings	Han 3A-gg-M20	19200031440	Harting
=S2+RD1-XCY1	1	Cable gland M20, plastic, grey	Cable gland M20	Cable gland M20, plastic, grey	Doesn't matter
=S2+RD1-XCY2	1	Inserts	Han 75DDD M-c	09160752001	Harting
=S2+RD1-XCY2	1	Inserts	Han 75DDD F-c	09160752101	Harting
=S2+RD1-XCY2	1		Han B Hood Side Entry HC 4 Pegs M32	19300100527	Harting
=S2+RD1-XCY2	1		Han B Base Panel 2 levers	09300100301	Harting
=S2+RD1-XCY2	1	Cable gland M32, plastic, grey	Cable gland M32	Cable gland M32, plastic, grey	Doesn't matter
=S2+RD1-XCY3	1	Inserts	Han Q High Density -F-	09120213101	Harting
=S2+RD1-XCY3	1	Inserts	Han Q High Density -M-	09120213001	Harting
=S2+RD1-XCY3	1	Hoods/Housings	Han 3A-agg-QB	09200030301	Harting
=S2+RD1-XCY3	1	Hoods/Housings	Han 3A-gg-M20	19200031440	Harting
=S2+RD1-XCY3	1	Cable gland M20, plastic, grey	Cable gland M20	Cable gland M20, plastic, grey	Doesn't matter
=S2+RD1-XPB1	1	M12 F receptacle 5pin, 2m	7000-13561-9720200	7000-13561-9720200	Murrelektronik
=S2+RD1-XPB1	1	HEXAGONAL NUT M16X 1.5 FOR FLANGE PLUG	7000-13581-0000000	7000-13581-0000000	Murrelektronik
=S2+RD1-XPB2	1	M12 F receptacle 5pin, 2m	7000-13561-9720200	7000-13561-9720200	Murrelektronik
=S2+RD1-XPB2	1	HEXAGONAL NUT M16X 1.5 FOR FLANGE PLUG	7000-13581-0000000	7000-13581-0000000	Murrelektronik
=S2+RD1-XPB3	1	M12 F receptacle 5pin, 2m	7000-13561-9720200	7000-13561-9720200	Murrelektronik
=S2+RD1-XPB3	1	HEXAGONAL NUT M16X 1.5 FOR FLANGE PLUG	7000-13581-0000000	7000-13581-0000000	Murrelektronik
=S2+RD1-XPW1	1	Inserts	Han K4/0-STI-S	09380062611	Harting
=S2+RD1-XPW1	1	Hoods/Housings	Han 16B-asg1-QB-M25	19300161231	Harting
=S2+RD1-XPW1	1	Hoods/Housings	Han 16B-gs-M25	19300161521	Harting
=S2+RD1-XPW1	1	Inserts	Han K4/0-BU-S	09380062711	Harting
=S2+RD1-XP_24V_DEV_1	1	Supply terminal	AAP11 6 LO RD	1989780000	WEIDMULLER
=S2+RD1-XP_24V_DEV_1	1	Cross-connector (terminal)	ZQV 1.5N/10 RD	1985800000	WEIDMULLER
=S2+RD1-XP_24V_DEV_1	1	End plate (terminals)	AEP AP11	1988320000	WEIDMULLER
=S2+RD1-XP_24V_DEV_1	1	Potential distributor terminal	AAP11 1.5 LI RD	1988160000	WEIDMULLER
=S2+RD1-XP_24V_PB_1	1	Supply terminal	AAP11 6 LO RD	1989780000	WEIDMULLER
=S2+RD1-XP_24V_PB_1	1	Cross-connector (terminal)	ZQV 1.5N/10 RD	1985800000	WEIDMULLER
=S2+RD1-XP_24V_PB_1	1	End plate (terminals)	AEP AP11	1988320000	WEIDMULLER
=S2+RD1-XP_24V_PB_1	1	Potential distributor terminal	AAP11 1.5 LI RD	1988160000	WEIDMULLER
=S2+RD1-XP_24V_PROP_1	1	Supply terminal	AAP11 6 LO RD	1989780000	WEIDMULLER
=S2+RD1-XP_24V_PROP_1	1	Cross-connector (terminal)	ZQV 1.5N/10 RD	1985800000	WEIDMULLER
=S2+RD1-XP_24V_PROP_1	1	End plate (terminals)	AEP AP11	1988320000	WEIDMULLER
=S2+RD1-XP_24V_PROP_1	1	Potential distributor terminal	AAP11 1.5 LI RD	1988160000	WEIDMULLER
=S2+RD1-XP_24V_VALVE_1	1	Supply terminal	AAP11 6 LO RD	1989780000	WEIDMULLER
=S2+RD1-XP_24V_VALVE_1	1	Cross-connector (terminal)	ZQV 1.5N/10 RD	1985800000	WEIDMULLER
=S2+RD1-XP_24V_VALVE_1	1	End plate (terminals)	AEP AP11	1988320000	WEIDMULLER
=S2+RD1-XP_24V_VALVE_1	1	Potential distributor terminal	AAP11 1.5 LI RD	1988160000	WEIDMULLER
=S2+RD1-XP_GND	1	End bracket	ZEW 35/2	8630740000	WEIDMULLER
=S2+RD1-XP_GND	9	Feed-through terminal block	A3C 6	1991820000	WEIDMULLER
=S2+RD1-XP_GND	10	Cross-connector (terminal)	ZQV 6N/2	1985740000	WEIDMULLER
=S2+RD1-XP_GND	1	End plate (terminals)	AEP 3C 6	1991940000	WEIDMULLER
=S2+RD1-XP_GND_DEV_1	1	Supply terminal	AAP11 6 LO BL	1988130000	WEIDMULLER
=S2+RD1-XP_GND_DEV_1	1	Cross-connector (terminal)	ZQV 1.5N/10 BL	1985680000	WEIDMULLER
=S2+RD1-XP_GND_DEV_1	1	End plate (terminals)	AEP AP11	1988320000	WEIDMULLER
=S2+RD1-XP_GND_DEV_1	1	Potential distributor terminal	AAP11 1.5 LI RD	1988160000	WEIDMULLER
=S2+RD1-XP_GND_PB_1	1	Supply terminal	AAP11 6 LO BL	1988130000	WEIDMULLER
=S2+RD1-XP_GND_PB_1	1	Cross-connector (terminal)	ZQV 1.5N/10 BL	1985680000	WEIDMULLER

Parts list

F01\_001-verA

Device tag	Quantity	Designation	Type number		Supplier
=S2+RD1-XP_GND_PB_1	1	End plate (terminals)	AEP AP11	1988320000	WEIDMULLER
=S2+RD1-XP_GND_PB_1	1	Potential distributor terminal	AAP11 1.5 LI RD	1988160000	WEIDMULLER
=S2+RD1-XP_GND_PROP_1	1	Supply terminal	AAP11 6 LO BL	1988130000	WEIDMULLER
=S2+RD1-XP_GND_PROP_1	1	Cross-connector (terminal)	ZQV 1.5N/10 BL	1985680000	WEIDMULLER
=S2+RD1-XP_GND_PROP_1	1	End plate (terminals)	AEP AP11	1988320000	WEIDMULLER
=S2+RD1-XP_GND_PROP_1	1	Potential distributor terminal	AAP11 1.5 LI RD	1988160000	WEIDMULLER
=S2+RD1-XP_GND_VALVE_1	1	Supply terminal	AAP11 6 LO BL	1988130000	WEIDMULLER
=S2+RD1-XP_GND_VALVE_1	1	Cross-connector (terminal)	ZQV 1.5N/10 BL	1985680000	WEIDMULLER
=S2+RD1-XP_GND_VALVE_1	1	End plate (terminals)	AEP AP11	1988320000	WEIDMULLER
=S2+RD1-XP_GND_VALVE_1	1	Potential distributor terminal	AAP11 1.5 LI RD	1988160000	WEIDMULLER
=S2+RD1-XP_GND_VALVE_BLOCK_1	1	Supply terminal	AAP11 6 LO BL	1988130000	WEIDMULLER
=S2+RD1-XP_GND_VALVE_BLOCK_1	1	Cross-connector (terminal)	ZQV 1.5N/10 BL	1985680000	WEIDMULLER
=S2+RD1-XP_GND_VALVE_BLOCK_1	1	End plate (terminals)	AEP AP11	1988320000	WEIDMULLER
=S2+RD1-XP_GND_VALVE_BLOCK_1	1	Potential distributor terminal	AAP11 1.5 LI RD	1988160000	WEIDMULLER
=S2+RD1-XP_PE_DEV_1	1	Supply terminal	AAP11 6 FE	1988140000	WEIDMULLER
=S2+RD1-XP_PE_DEV_1	1	Cross-connector (terminal)	ZQV 1.5N/10	1985580000	WEIDMULLER
=S2+RD1-XP_PE_DEV_1	1	End plate (terminals)	AEP AP11	1988320000	WEIDMULLER
=S2+RD1-XP_PE_DEV_1	1	Potential distributor terminal	AAP11 1.5 LI RD	1988160000	WEIDMULLER
=S2+RD1-XP_PE_PB_1	1	Supply terminal	AAP11 6 FE	1988140000	WEIDMULLER
=S2+RD1-XP_PE_PB_1	1	Cross-connector (terminal)	ZQV 1.5N/10	1985580000	WEIDMULLER
=S2+RD1-XP_PE_PB_1	1	End plate (terminals)	AEP AP11	1988320000	WEIDMULLER
=S2+RD1-XP_PE_PB_1	1	Potential distributor terminal	AAP11 1.5 LI RD	1988160000	WEIDMULLER
=S2+RD1-XP_PE_VALVE_1	2	Supply terminal	AAP11 6 FE	1988140000	WEIDMULLER
=S2+RD1-XP_PE_VALVE_1	2	Cross-connector (terminal)	ZQV 1.5N/10	1985580000	WEIDMULLER
=S2+RD1-XP_PE_VALVE_1	2	End plate (terminals)	AEP AP11	1988320000	WEIDMULLER
=S2+RD1-XP_PE_VALVE_1	2	Potential distributor terminal	AAP11 1.5 LI RD	1988160000	WEIDMULLER
=S2+RD1-XS1	1	Socket outlet	ZSF-06	OEZ:37293	OEZ s.r.o.
=S2+RD1-XT1	2	End bracket	ZEW 35/2	8630740000	WEIDMULLER
=S2+RD1-XT1	1	Test-disconnect terminal	ADT 4 2C	2429850000	WEIDMULLER
=S2+RD1-XT1	1	End plate (terminals)	AEP 3C 4	2051720000	WEIDMULLER
=S2+S1-CAM1	1		thermoIMAGER TIM8	thermoIMAGER TIM8	
=S2+S2-AD1	1	SINAMICS S120 DRIVE CLIQ HUB MODULE EXTERNAL DME20	6SL3055-0AA00-6AB0	6SL3055-0AA00-6AB0	SIEMENS
=S2+S2-AD2	1	SINAMICS S120 DRIVE CLIQ HUB MODULE EXTERNAL DME20	6SL3055-0AA00-6AB0	6SL3055-0AA00-6AB0	SIEMENS
=S2+S2-AD3	1	SINAMICS S120 DRIVE CLIQ HUB MODULE EXTERNAL DME20	6SL3055-0AA00-6AB0	6SL3055-0AA00-6AB0	SIEMENS
=S2+S2-AD5	1	SINAMICS S120 DRIVE CLIQ HUB MODULE EXTERNAL DME20	6SL3055-0AA00-6AB0	6SL3055-0AA00-6AB0	SIEMENS
=S2+S2-AM1	1	SINAMICS S120 SENSOR MODULE EXTERNAL SME125	6SL3055-0AA00-5KA3	6SL3055-0AA00-5KA3	SIEMENS
=S2+S2-AM2	1	SINAMICS S120 SENSOR MODULE EXTERNAL SME125	6SL3055-0AA00-5KA3	6SL3055-0AA00-5KA3	SIEMENS
=S2+S2-XC1	2	T-coupler M12 female /M12 female - M12 male	7000-42751-0000000	7000-42751-0000000	Murrelektronik
=S2+S2-XC2	1	T-coupler M12 female /M12 female - M12 male	7000-42751-0000000	7000-42751-0000000	Murrelektronik
=S2+S2-XC3	1	T-coupler M12 female /M12 female - M12 male	7000-42751-0000000	7000-42751-0000000	Murrelektronik
=S2+S2-XC5	1	T-coupler M12 female /M12 female - M12 male	7000-42751-0000000	7000-42751-0000000	Murrelektronik
=S2+TAK-M1	1	SIMOTICS S-1FK7 PN=1.11kW; UDC=600V M0=11Nm (100K); NN=3000rpm, s brzdou	1FK7044-4CF71-1RH1	1FK7044-4CF71-1RH1	SIEMENS
=S2+TAK-M2	1	SIMOTICS S-1FK7 PN=1.11kW; UDC=600V M0=11Nm (100K); NN=3000rpm, s brzdou	1FK7044-4CF71-1RH1	1FK7044-4CF71-1RH1	SIEMENS
=S2+UB-XG1	1	Sensor-actuator passive distributor (without cable)	SAI-6-M 5P M12	1701240000	WEIDMULLER
=S2+FM-XG1	1	Sensor-actuator passive distributor (without cable)	SAI-6-M 5P M12	1701240000	WEIDMULLER
=S2+FM-XG3	1	Sensor-actuator passive distributor (without cable)	SAI-6-M 5P M12	1701240000	WEIDMULLER
=S2+DNA-M1	1	SIMOTICS S-1FK7 PN=0.38kW; M0=0.85Nm (100K); NN=6000rpm, without brake	1FK7022-5AK71-1VG3	1FK7022-5AK71-1VG3	SIEMENS
=S2+INV-F-M1	1	SIMOTICS S-1FK7 PN=1.66kW; UDC=600V M0=3Nm (100K); NN=3000rpm, s brzdou	1FW6090-0NB05-0FD3	1FW6090-0NB05-0FD3	SIEMENS
=S2+INVR-M1	1	SIMOTICS S-1FK7 PN=1.66kW; UDC=600V M0=3Nm (100K); NN=3000rpm, s brzdou	1FW6090-0NB05-0FD3	1FW6090-0NB05-0FD3	SIEMENS
=S2+BLR-M1	1	SIMOTICS S-1FK7 PN=0.82kW; UDC=600V M0=3Nm (100K); NN=3000rpm, with brake	1FK7042-2AF71-1UG1	1FK7042-2AF71-1UG1	SIEMENS
=S2+BAR-M1	1	SIMOTICS S-1FK7 PN=0.82kW; UDC=600V M0=3Nm (100K); NN=3000rpm, with brake	1FK7042-2AF71-1UG1	1FK7042-2AF71-1UG1	SIEMENS
=S2+BAT-M1	1	SIMOTICS S-1FK7 PN=2.3kW; UDC=600V M0=11Nm (100K); NN=3000rpm, with brake	1FK7063-2AF71-1UH1	1FK7063-2AF71-1UH1	SIEMENS
=S2+MBL-M1	1	SIMOTICS S-1FK7 PN=1.11kW; UDC=600V M0=3Nm (100K); NN=3000rpm, s brzdou	1FW6090-0QB05-0FD3	1FK7060-2AC71-1UA1	SIEMENS
=S2+MBL-M2	1	SIMOTICS S-1FK7 PN=1.11kW; UDC=600V M0=3Nm (100K); NN=3000rpm, s brzdou	1FW6090-0QB05-0FD3	1FK7060-2AC71-1UA1	SIEMENS
=S2+PLGH-M1	1	SIMOTICS S-1FK7 PN=0.38kW; M0=0.85Nm (100K); NN=6000rpm, without brake	1FK7022-5AK71-1VG3	1FK7022-5AK71-1VG3	SIEMENS
=S2+PLG-M1	1	S-1FK2 HD servo motor M0=2.4 Nm; PN = 1.07 kW	1FK2104-5AK00-2MB0	1FK2104-5AK00-2MB0	SIEMENS



